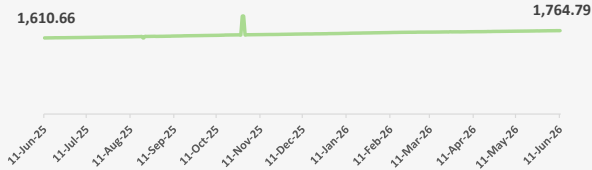
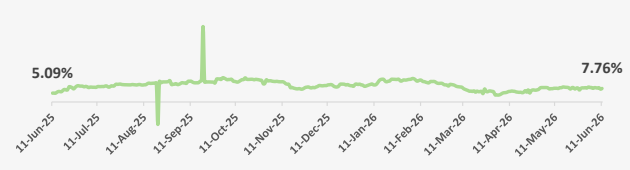


Nombre del fondo **Fondo Mutuo Renta Fija - BHD Plazo 90 Días**

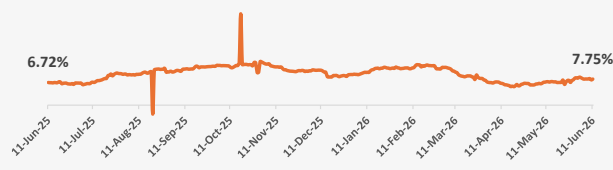
Evolución del Valor de la Cuota
(Últimos 12 meses)



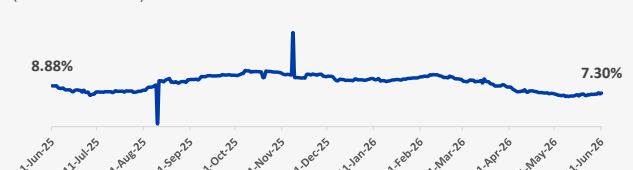
Evolución de la Rentabilidad - 30 días
(Últimos 12 meses)



Evolución de la Rentabilidad - 60 días
(Últimos 12 meses)



Evolución de la Rentabilidad - 90 días
(Últimos 12 meses)



Rentabilidad Histórica

Fecha	Patrimonio neto del Fondo	Valor Cuota	Rentabilidad				
			30 días	60 días	90 días	180 días	365 días
11-Jun-26	1,321,818,625.66	1,764.791558	7.76%	7.75%	7.30%	8.50%	9.57%
10-Jun-26	1,322,320,803.76	1,763.914059	7.38%	7.49%	7.11%	8.43%	9.51%
9-Jun-26	1,333,040,971.83	1,764.619534	8.21%	7.89%	7.36%	8.56%	9.60%
8-Jun-26	1,331,641,549.66	1,763.954780	7.99%	7.78%	7.08%	8.54%	9.59%
7-Jun-26	1,331,901,668.81	1,763.803772	8.16%	7.76%	7.07%	8.63%	9.61%
6-Jun-26	1,331,611,873.33	1,763.420003	8.25%	7.77%	7.01%	8.62%	9.61%
5-Jun-26	1,331,322,068.97	1,763.036222	7.80%	7.72%	7.00%	8.63%	9.59%
4-Jun-26	1,333,358,901.07	1,762.881219	8.31%	7.91%	7.04%	8.67%	9.65%
3-Jun-26	1,333,068,997.69	1,762.497927	8.29%	8.16%	6.89%	8.66%	9.66%
2-Jun-26	1,333,833,178.06	1,762.583991	8.62%	8.32%	6.94%	8.71%	9.67%
1-Jun-26	1,329,571,462.79	1,761.347052	7.97%	8.00%	6.75%	8.71%	9.65%
31-May-26	1,328,752,910.85	1,761.306482	8.22%	8.11%	6.80%	8.76%	9.67%
30-May-26	1,328,446,207.31	1,760.899936	8.08%	8.02%	7.07%	8.82%	9.68%
29-May-26	1,328,131,988.37	1,760.483428	8.12%	7.53%	7.05%	8.77%	9.69%
28-May-26	1,338,871,037.70	1,759.830311	7.83%	7.31%	6.97%	8.77%	9.66%
27-May-26	1,336,759,467.70	1,758.335209	6.87%	6.75%	6.67%	8.63%	9.55%
26-May-26	1,345,795,482.01	1,759.610191	8.01%	7.34%	6.93%	8.83%	9.58%
25-May-26	1,344,972,782.41	1,759.207256	7.98%	7.31%	6.86%	8.87%	9.64%
24-May-26	1,344,616,773.49	1,758.107900	7.44%	6.81%	6.69%	8.78%	9.59%
23-May-26	1,344,329,939.13	1,757.732859	8.25%	6.16%	6.66%	8.83%	9.60%
22-May-26	1,344,043,093.05	1,757.357803	8.20%	7.44%	6.64%	8.89%	9.45%
21-May-26	1,343,113,102.83	1,757.033060	7.42%	6.81%	6.64%	8.89%	9.46%
20-May-26	1,338,133,770.30	1,756.457414	8.14%	6.75%	6.53%	8.86%	9.42%
19-May-26	1,337,999,217.76	1,756.092631	8.40%	6.73%	6.66%	8.86%	9.39%
18-May-26	1,337,521,027.78	1,755.754181	8.43%	6.73%	6.54%	8.86%	9.37%
17-May-26	1,336,973,068.13	1,755.535633	8.54%	6.92%	6.81%	8.86%	9.38%
16-May-26	1,336,689,633.51	1,755.163464	8.60%	6.89%	6.75%	8.83%	9.38%

Fecha	Patrimonio neto del Fondo	Valor Cuota	Rentabilidad				
			30 días	60 días	90 días	180 días	365 días
15-May-26	1,336,406,187.01	1,754.791280	8.19%	6.98%	6.74%	8.77%	9.35%
14-May-26	1,335,937,843.57	1,754.843340	8.22%	7.00%	6.83%	8.84%	9.34%
13-May-26	1,335,080,177.16	1,754.003909	7.75%	6.84%	6.84%	8.77%	9.32%
12-May-26	1,335,241,413.11	1,753.980019	7.88%	6.95%	7.02%	8.81%	9.34%
11-May-26	1,337,796,076.88	1,753.625359	7.88%	6.94%	7.07%	8.87%	9.31%
10-May-26	1,473,224,432.57	1,753.212394	7.84%	6.82%	7.19%	8.84%	9.31%
9-May-26	1,472,910,973.23	1,752.839361	7.63%	6.80%	7.23%	8.85%	9.31%
8-May-26	1,472,597,500.88	1,752.466313	7.66%	6.48%	7.21%	8.85%	9.28%
7-May-26	1,471,599,511.23	1,751.971842	7.49%	6.34%	7.17%	8.82%	9.27%
6-May-26	1,473,165,418.02	1,752.191771	8.14%	6.48%	7.34%	8.89%	9.29%
5-May-26	1,489,787,478.75	1,751.347828	8.29%	6.29%	7.31%	8.83%	9.33%
4-May-26	1,488,019,658.37	1,751.003252	8.30%	6.29%	7.32%	8.89%	9.34%
3-May-26	1,487,711,435.16	1,750.640556	8.29%	6.06%	7.36%	8.90%	9.34%
2-May-26	1,487,403,199.12	1,750.277844	8.28%	5.98%	7.42%	8.86%	9.34%
1-May-26	1,487,087,450.24	1,749.906292	8.13%	6.01%	7.41%	8.86%	9.35%
30-Apr-26	1,487,668,031.67	1,749.695304	7.29%	6.01%	7.43%	8.83%	9.29%
29-Apr-26	1,490,889,278.58	1,749.220913	6.98%	6.40%	7.59%	8.81%	9.33%
28-Apr-26	1,490,529,499.87	1,748.958306	6.77%	6.42%	7.62%	8.82%	9.33%
27-Apr-26	1,489,994,076.25	1,748.753180	6.86%	6.46%	7.70%	8.86%	9.35%
26-Apr-26	1,488,180,959.99	1,748.505038	6.91%	6.48%	7.78%	8.93%	9.36%
25-Apr-26	1,487,866,767.47	1,748.135885	6.45%	6.25%	7.76%	8.96%	9.36%
24-Apr-26	1,487,552,561.67	1,747.766716	5.17%	6.16%	7.75%	8.93%	9.36%
23-Apr-26	1,486,406,890.88	1,746.315735	6.92%	5.77%	7.47%	8.76%	9.29%
22-Apr-26	1,482,626,520.78	1,746.008834	5.66%	5.76%	7.58%	8.76%	9.28%
21-Apr-26	1,458,235,567.62	1,746.728228	6.50%	6.14%	8.02%	8.89%	9.39%
20-Apr-26	1,456,811,343.95	1,745.193726	5.61%	5.68%	7.72%	8.79%	9.32%
19-Apr-26	1,466,209,434.02	1,744.487470	5.33%	5.48%	7.74%	8.72%	9.31%
18-Apr-26	1,465,900,074.51	1,744.119396	5.60%	5.66%	7.62%	8.72%	9.31%
17-Apr-26	1,465,587,160.76	1,743.747093	5.53%	5.48%	7.61%	8.74%	9.31%
16-Apr-26	1,502,293,911.95	1,743.299246	5.65%	5.79%	7.57%	8.74%	9.29%
15-Apr-26	1,587,037,107.60	1,743.480013	5.78%	5.91%	7.77%	8.80%	9.34%
14-Apr-26	1,588,436,191.71	1,743.491806	6.10%	6.03%	7.96%	8.85%	9.37%
13-Apr-26	1,685,190,733.95	1,743.274457	6.18%	6.06%	8.15%	9.17%	9.40%
12-Apr-26	1,683,850,263.53	1,743.083260	6.28%	6.32%	8.52%	9.21%	9.41%
11-Apr-26	1,683,503,442.66	1,742.724239	6.08%	6.46%	8.61%	9.30%	9.41%
10-Apr-26	1,683,156,607.42	1,742.365203	6.03%	6.54%	8.60%	9.40%	9.33%
9-Apr-26	1,792,715,845.96	1,742.274259	5.62%	6.83%	8.66%	9.51%	9.34%
8-Apr-26	1,792,439,424.08	1,741.861986	5.39%	6.87%	8.90%	9.50%	9.31%
7-Apr-26	1,797,750,248.36	1,741.602112	5.32%	6.89%	9.08%	9.51%	9.29%
6-Apr-26	1,796,241,534.24	1,740.958265	5.09%	6.76%	9.08%	9.48%	9.44%
5-Apr-26	1,942,246,214.95	1,739.923696	4.57%	6.56%	8.85%	9.42%	9.40%
4-Apr-26	1,941,850,488.30	1,739.569192	4.13%	6.69%	8.85%	9.42%	9.40%
3-Apr-26	1,941,454,745.29	1,739.214673	3.98%	6.70%	8.84%	9.43%	9.52%
2-Apr-26	1,941,064,078.92	1,738.864702	4.05%	6.76%	8.83%	9.46%	9.41%
1-Apr-26	1,940,309,783.54	1,738.703746	4.09%	6.93%	8.87%	9.48%	9.51%
31-Mar-26	1,964,300,083.05	1,739.601996	5.86%	7.39%	9.18%	9.64%	9.60%
30-Mar-26	1,963,609,584.01	1,739.549343	6.07%	7.48%	9.27%	9.67%	9.65%
29-Mar-26	1,956,503,669.88	1,739.561776	6.30%	7.90%	9.39%	9.80%	9.68%
28-Mar-26	1,956,151,247.91	1,739.248432	6.29%	7.93%	9.76%	9.82%	9.68%
27-Mar-26	1,955,798,656.76	1,738.934937	5.87%	8.01%	9.77%	9.84%	9.61%
26-Mar-26	1,956,631,714.15	1,739.181133	6.15%	8.31%	9.92%	9.94%	9.66%
25-Mar-26	1,955,210,390.76	1,740.539635	7.46%	8.94%	10.37%	10.16%	9.82%
24-Mar-26	1,952,701,344.66	1,736.739145	4.84%	7.62%	9.48%	9.73%	9.60%

Fecha	Patrimonio neto del Fondo	Valor Cuota	Rentabilidad				
			30 días	60 días	90 días	180 días	365 días
23-Mar-26	1,949,742,191.91	1,738.120756	6.08%	8.26%	10.02%	9.96%	9.72%
22-Mar-26	1,949,176,257.60	1,737.709700	6.00%	8.40%	9.87%	9.97%	9.72%
21-Mar-26	1,948,812,338.70	1,737.385263	5.87%	8.67%	9.83%	9.98%	9.72%
20-Mar-26	1,948,448,404.67	1,737.060812	6.26%	8.67%	9.84%	10.00%	9.79%
19-Mar-26	1,922,153,279.59	1,736.322673	5.63%	8.69%	9.74%	9.96%	9.78%
18-Mar-26	1,921,489,253.75	1,736.052706	6.39%	8.54%	10.08%	9.98%	9.80%
17-Mar-26	1,919,145,179.48	1,735.441717	6.04%	8.43%	10.03%	9.96%	9.80%
16-Mar-26	1,916,206,579.34	1,735.445353	6.27%	8.55%	10.14%	10.02%	9.94%
15-Mar-26	1,906,107,164.74	1,735.026085	6.18%	8.62%	10.01%	10.13%	9.94%
14-Mar-26	1,905,753,310.16	1,734.703991	6.60%	8.78%	9.79%	10.29%	9.95%
13-Mar-26	1,905,399,440.16	1,734.381882	6.92%	9.03%	9.79%	10.31%	9.96%
12-Mar-26	1,902,238,204.53	1,734.294398	7.27%	9.63%	9.85%	10.36%	9.96%
11-Mar-26	1,891,111,147.23	1,733.998829	7.70%	9.78%	9.91%	10.37%	9.96%
10-Mar-26	1,891,846,089.84	1,734.461856	8.45%	10.08%	10.25%	10.49%	10.02%
9-Mar-26	1,886,429,462.30	1,734.358280	8.60%	10.17%	10.30%	10.54%	10.02%
8-Mar-26	1,876,538,387.93	1,734.197560	8.71%	10.63%	10.38%	10.61%	10.04%
7-Mar-26	1,876,182,173.42	1,733.868365	8.84%	10.89%	10.40%	10.64%	10.04%
6-Mar-26	1,875,825,944.01	1,733.539157	9.11%	11.00%	10.40%	10.85%	10.14%
5-Mar-26	1,898,073,633.08	1,733.788306	9.61%	11.16%	10.54%	10.91%	10.18%
4-Mar-26	1,897,225,306.07	1,733.648794	9.89%	11.23%	10.81%	10.94%	10.20%
3-Mar-26	1,881,190,292.96	1,733.202131	10.02%	11.18%	10.81%	10.94%	10.12%
2-Mar-26	1,856,411,474.53	1,732.982559	10.09%	11.22%	10.98%	11.04%	10.12%
1-Mar-26	1,850,456,069.66	1,731.474483	9.15%	10.75%	10.60%	10.96%	10.05%
28-Feb-26	1,850,109,440.94	1,731.150142	9.75%	10.75%	10.69%	10.98%	10.06%
27-Feb-26	1,849,785,546.78	1,730.847073	9.82%	10.78%	10.69%	10.91%	10.19%
26-Feb-26	1,849,461,638.54	1,730.543992	9.99%	10.85%	10.70%	10.99%	10.20%
25-Feb-26	1,849,784,327.62	1,730.795936	10.61%	11.64%	10.95%	11.08%	10.25%
24-Feb-26	1,842,996,264.94	1,730.664572	10.75%	11.72%	11.02%	11.12%	10.26%
23-Feb-26	1,838,439,609.29	1,730.276482	10.69%	11.70%	11.10%	10.75%	10.28%
22-Feb-26	1,836,705,620.44	1,730.006100	10.72%	11.74%	11.26%	10.84%	10.28%
21-Feb-26	1,836,390,029.29	1,729.708842	11.09%	11.76%	11.28%	10.87%	10.29%
20-Feb-26	1,836,067,341.23	1,729.404900	11.66%	11.92%	11.28%	10.90%	10.30%
19-Feb-26	1,829,088,375.82	1,729.254137	11.79%	11.79%	11.33%	10.94%	10.33%
18-Feb-26	1,819,543,852.39	1,728.406914	11.75%	11.54%	11.20%	10.89%	10.31%
17-Feb-26	1,818,881,981.64	1,728.525453	11.74%	11.72%	11.29%	10.96%	10.50%
16-Feb-26	1,815,897,482.86	1,727.235172	10.98%	11.34%	10.99%	10.85%	10.35%
15-Feb-26	1,815,164,169.66	1,727.102539	11.12%	11.92%	10.92%	15.62%	10.37%
14-Feb-26	1,814,844,710.63	1,726.798579	11.36%	11.96%	10.96%	11.07%	10.38%
13-Feb-26	1,814,525,238.15	1,726.494605	11.70%	12.01%	10.97%	11.09%	10.39%
12-Feb-26	1,671,517,010.79	1,725.620293	11.78%	11.64%	10.83%	11.05%	10.37%
11-Feb-26	1,658,700,603.93	1,724.872186	12.47%	11.13%	10.84%	11.00%	10.36%
10-Feb-26	1,655,302,083.75	1,724.316368	12.58%	11.04%	10.73%	10.99%	10.36%
9-Feb-26	1,652,492,832.11	1,723.462167	12.16%	10.83%	10.63%	10.94%	10.31%
8-Feb-26	1,648,266,296.72	1,722.933654	11.99%	10.82%	10.58%	10.99%	10.30%
7-Feb-26	1,647,977,139.67	1,722.631398	12.82%	11.04%	10.59%	11.11%	10.31%
6-Feb-26	1,647,687,970.30	1,722.329129	13.36%	11.04%	10.59%	11.14%	10.29%
5-Feb-26	1,633,454,087.54	1,721.835293	13.47%	11.03%	10.55%	11.15%	10.29%
4-Feb-26	1,634,194,916.88	1,721.158373	13.04%	10.92%	10.50%	11.12%	10.28%
3-Feb-26	1,631,716,114.46	1,720.764542	12.98%	10.89%	10.48%	11.12%	10.29%
2-Feb-26	1,623,380,386.60	1,720.265589	12.84%	10.82%	10.47%	11.12%	10.41%
1-Feb-26	1,620,748,994.40	1,719.655393	12.61%	11.04%	10.32%	11.12%	10.40%
31-Jan-26	1,620,456,650.83	1,719.345209	12.60%	11.08%	10.33%	11.12%	10.40%
30-Jan-26	1,620,185,167.12	1,719.057158	12.63%	11.31%	10.34%	11.13%	10.42%

Fecha	Patrimonio neto del Fondo	Valor Cuota	Rentabilidad				
			30 días	60 días	90 días	180 días	365 días
29-Jan-26	1,618,446,670.39	1,717.966823	12.07%	10.90%	10.13%	11.03%	10.39%
28-Jan-26	1,619,502,568.39	1,717.576916	12.13%	11.01%	10.17%	11.04%	10.34%
27-Jan-26	1,611,492,821.80	1,717.052304	13.11%	10.93%	10.23%	11.03%	10.34%
26-Jan-26	1,607,332,882.56	1,716.509216	12.94%	10.84%	10.25%	11.00%	10.34%
25-Jan-26	1,607,043,324.97	1,716.199991	12.96%	10.99%	10.21%	11.00%	10.35%
24-Jan-26	1,606,753,754.76	1,715.890752	13.02%	11.03%	10.14%	11.01%	10.36%
23-Jan-26	1,606,464,172.24	1,715.581500	13.04%	11.19%	10.14%	11.01%	10.38%
22-Jan-26	1,589,027,807.98	1,714.820358	13.01%	11.23%	10.03%	10.95%	10.37%
21-Jan-26	1,587,049,981.68	1,713.797016	12.04%	10.97%	9.95%	10.88%	10.40%
20-Jan-26	1,586,761,206.54	1,713.485179	11.95%	10.97%	9.90%	10.90%	10.41%
19-Jan-26	1,575,401,484.79	1,712.698421	11.59%	10.78%	9.80%	10.84%	10.39%
18-Jan-26	1,568,857,545.83	1,712.821549	11.96%	10.98%	9.96%	10.84%	10.43%
17-Jan-26	1,568,573,488.80	1,712.511426	12.98%	10.94%	9.99%	10.99%	10.44%
16-Jan-26	1,568,289,419.72	1,712.201290	13.05%	10.87%	10.00%	11.02%	10.45%
15-Jan-26	1,570,822,039.83	1,711.599886	12.91%	10.58%	9.93%	10.99%	10.45%
14-Jan-26	1,569,662,086.27	1,710.867417	12.27%	10.48%	10.44%	10.95%	10.49%
13-Jan-26	1,551,714,586.42	1,709.902909	11.06%	10.23%	10.32%	10.88%	10.46%
12-Jan-26	1,548,230,072.92	1,708.290895	10.05%	9.72%	10.18%	10.72%	10.39%
11-Jan-26	1,544,433,336.61	1,707.601480	9.77%	9.77%	10.28%	10.67%	10.37%
10-Jan-26	1,544,146,414.37	1,707.284244	9.92%	9.70%	10.45%	10.72%	10.38%
9-Jan-26	1,543,859,480.06	1,706.966996	10.33%	9.74%	10.45%	10.73%	10.41%
5-Jan-26	1,536,803,217.75	1,703.903374	9.08%	9.06%	10.08%	10.58%	10.35%
4-Jan-26	1,536,517,679.35	1,703.586788	9.08%	9.12%	10.10%	10.63%	10.35%
3-Jan-26	1,536,232,128.87	1,703.270189	9.74%	9.13%	10.17%	10.65%	10.36%
2-Jan-26	1,535,946,566.31	1,702.953577	9.82%	9.18%	10.18%	10.65%	10.38%
1-Jan-26	1,536,379,778.92	1,702.653218	10.27%	9.08%	10.19%	10.66%	10.40%
31-Dec-25	1,536,094,108.78	1,702.336631	10.05%	9.09%	10.17%	10.68%	10.40%
30-Dec-25	1,536,140,167.73	1,701.951747	10.27%	9.06%	10.34%	10.69%	10.42%
29-Dec-25	1,532,330,250.52	1,701.486791	10.14%	8.99%	10.33%	10.66%	10.42%
28-Dec-25	1,528,052,245.17	1,699.753991	9.03%	8.53%	10.00%	10.48%	10.34%
27-Dec-25	1,527,756,639.73	1,699.425170	9.32%	8.70%	10.05%	10.48%	10.35%
26-Dec-25	1,527,461,021.92	1,699.096334	9.37%	8.79%	10.06%	10.49%	10.37%
25-Dec-25	1,525,730,803.46	1,698.713183	9.62%	8.71%	10.06%	10.49%	10.38%
24-Dec-25	1,525,435,375.14	1,698.384260	10.04%	8.60%	10.10%	10.50%	10.39%
23-Dec-25	1,524,572,762.88	1,697.674252	9.76%	8.45%	10.03%	10.47%	10.38%
22-Dec-25	1,522,592,158.72	1,697.859480	10.15%	8.64%	10.18%	10.59%	10.43%
21-Dec-25	1,587,615,141.54	1,697.661539	10.24%	8.84%	10.25%	10.60%	10.45%
20-Dec-25	1,587,302,821.75	1,697.327571	10.27%	8.76%	10.27%	10.60%	10.46%
19-Dec-25	1,586,990,488.93	1,696.993589	10.16%	8.78%	10.29%	10.54%	10.47%
18-Dec-25	1,580,984,432.20	1,695.416811	9.04%	8.36%	9.99%	10.37%	10.40%
17-Dec-25	1,578,331,838.96	1,695.026400	8.62%	8.38%	10.01%	10.37%	10.41%
16-Dec-25	1,578,959,632.73	1,694.609113	8.67%	8.34%	10.23%	10.38%	10.42%
15-Dec-25	1,578,192,481.47	1,694.672136	8.97%	8.49%	10.64%	10.34%	10.46%
14-Dec-25	1,573,620,962.37	1,695.219284	9.65%	9.76%	10.91%	10.47%	10.52%
13-Dec-25	1,573,317,605.82	1,694.892486	10.03%	9.82%	10.95%	10.57%	10.53%
12-Dec-25	1,573,014,236.58	1,694.565675	9.87%	10.11%	10.97%	10.57%	10.54%
11-Dec-25	1,571,624,309.58	1,694.069419	9.82%	10.34%	10.95%	10.55%	10.54%
10-Dec-25	1,566,694,166.88	1,693.227193	9.44%	10.38%	10.87%	10.49%	10.52%
9-Dec-25	1,565,977,806.08	1,692.923093	9.45%	10.39%	10.96%	10.51%	10.53%
8-Dec-25	1,564,103,775.11	1,692.483708	9.35%	10.35%	10.99%	10.51%	10.54%
7-Dec-25	1,519,269,185.77	1,692.090866	9.28%	10.36%	11.39%	10.52%	10.55%
6-Dec-25	1,518,987,827.75	1,691.777503	9.41%	10.44%	11.35%	10.46%	10.56%
5-Dec-25	1,518,698,512.88	1,691.455278	9.43%	10.45%	11.38%	10.53%	10.57%

Fecha	Patrimonio neto del Fondo	Valor Cuota	Rentabilidad				
			30 días	60 días	90 días	180 días	365 días
4-Dec-25	1,512,569,851.24	1,690.305168	8.87%	10.16%	11.19%	10.43%	10.54%
3-Dec-25	1,511,312,862.16	1,689.890918	8.58%	10.22%	11.32%	10.43%	10.55%
2-Dec-25	1,507,554,049.55	1,689.032357	8.18%	10.02%	11.33%	10.38%	10.53%
1-Dec-25	1,507,352,359.45	1,688.995968	8.38%	10.14%	11.46%	10.38%	10.65%
30-Nov-25	1,501,897,482.00	1,688.330568	8.08%	9.97%	11.22%	10.43%	10.64%
29-Nov-25	1,501,628,663.28	1,688.028381	8.26%	10.26%	11.36%	10.46%	10.65%
28-Nov-25	1,501,355,110.73	1,687.720872	8.62%	10.31%	11.39%	10.43%	10.65%
27-Nov-25	1,502,474,905.79	1,687.024316	8.52%	10.21%	11.32%	10.44%	11.69%
26-Nov-25	1,404,086,414.63	1,686.638786	8.35%	10.26%	10.58%	10.45%	10.57%
25-Nov-25	1,401,274,786.15	1,685.931817	7.84%	10.13%	10.64%	10.41%	10.57%
24-Nov-25	1,395,546,334.49	1,685.079972	7.42%	9.95%	10.56%	10.39%	10.54%
23-Nov-25	1,422,317,101.21	1,684.731969	7.40%	9.99%	10.60%	10.35%	10.54%
22-Nov-25	1,422,053,765.62	1,684.420048	7.69%	10.05%	10.64%	10.28%	10.55%
21-Nov-25	1,421,790,418.96	1,684.108115	7.56%	10.08%	10.67%	10.14%	10.56%
20-Nov-25	1,404,761,065.99	1,683.743668	7.57%	10.10%	10.68%	10.26%	10.57%
19-Nov-25	1,402,300,651.00	1,683.544902	7.79%	10.20%	10.75%	10.28%	10.61%
18-Nov-25	1,387,116,513.18	1,683.399041	8.02%	10.30%	20.48%	10.32%	10.64%
17-Nov-25	1,385,008,834.43	1,683.540253	8.38%	10.52%	11.30%	10.09%	10.63%
16-Nov-25	1,384,485,510.51	1,683.061847	8.26%	10.51%	11.30%	10.08%	10.63%
15-Nov-25	1,384,226,199.90	1,682.746613	10.11%	10.90%	11.35%	10.04%	10.64%
14-Nov-25	1,383,966,878.51	1,682.431367	10.24%	11.36%	11.38%	9.97%	10.70%
13-Nov-25	1,366,771,184.82	1,681.635474	10.46%	11.22%	11.28%	9.87%	10.68%
12-Nov-25	1,340,993,671.87	1,681.503874	11.21%	11.36%	11.37%	9.90%	10.72%
11-Nov-25	1,340,474,968.75	1,681.074047	11.61%	11.35%	11.49%	9.90%	10.73%
10-Nov-25	1,335,948,260.04	1,680.716120	11.59%	11.37%	11.71%	9.84%	10.74%
9-Nov-25	1,335,702,855.94	1,680.407384	11.61%	11.46%	11.76%	9.76%	10.75%
8-Nov-25	1,335,457,440.81	1,680.098635	11.69%	11.59%	11.84%	9.78%	10.76%
7-Nov-25	1,335,212,015.33	1,679.789873	11.86%	11.70%	11.87%	9.80%	10.77%
6-Nov-25	1,312,394,030.63	1,679.313262	11.76%	12.27%	11.85%	9.70%	10.77%
5-Nov-25	1,311,510,646.13	1,678.977178	11.82%	12.20%	11.90%	9.71%	10.78%
4-Nov-25	1,237,565,291.72	1,678.536190	11.93%	12.19%	11.93%	9.70%	10.79%
3-Nov-25	1,237,959,553.16	1,678.498970	12.17%	12.35%	12.01%	9.70%	10.82%
2-Nov-25	1,135,937,117.07	1,678.153176	12.17%	12.58%	12.01%	9.68%	10.82%
1-Nov-25	1,135,743,228.72	1,677.866739	12.13%	12.82%	12.01%	9.67%	10.83%
31-Oct-25	1,135,549,332.09	1,677.580290	12.72%	12.91%	12.05%	9.82%	10.84%
30-Oct-25	4,916,270,472.28	2,065.800508	10.62%	9.79%	10.76%	10.58%	11.21%
29-Oct-25	4,919,314,553.53	2,065.027474	10.47%	9.71%	10.71%	10.55%	11.21%
28-Oct-25	1,124,914,653.31	1,675.719008	12.33%	12.57%	11.85%	9.73%	10.82%
27-Oct-25	1,123,644,095.20	1,675.555574	12.51%	12.67%	11.89%	9.76%	10.84%
26-Oct-25	1,110,425,267.82	1,675.499386	12.78%	11.70%	11.97%	9.66%	10.87%
25-Oct-25	1,110,222,316.54	1,675.193157	12.89%	11.95%	11.97%	9.77%	10.88%
24-Oct-25	1,110,013,801.41	1,674.878532	13.01%	12.03%	12.00%	9.77%	10.90%
23-Oct-25	1,109,357,303.14	1,674.195647	12.77%	11.96%	11.94%	9.74%	10.88%
22-Oct-25	1,107,225,239.73	1,674.050542	13.00%	12.08%	12.00%	9.77%	10.90%
21-Oct-25	1,082,613,545.76	1,673.674558	13.05%	12.10%	11.85%	9.77%	10.91%
20-Oct-25	917,445,475.98	1,673.197726	12.99%	12.08%	12.11%	9.74%	10.92%
19-Oct-25	909,078,735.60	1,672.756687	12.96%	12.09%	12.14%	9.73%	10.92%
18-Oct-25	908,904,528.34	1,672.436136	13.07%	27.10%	12.14%	9.70%	10.92%
17-Oct-25	908,730,313.78	1,672.115571	13.86%	12.65%	12.17%	9.80%	10.93%
16-Oct-25	890,665,203.03	1,669.474224	12.87%	11.77%	11.58%	9.51%	10.78%
15-Oct-25	888,539,033.69	1,669.003221	12.86%	11.78%	11.54%	9.50%	10.78%
14-Oct-25	732,393,126.91	1,667.943163	12.38%	11.52%	11.35%	9.41%	10.74%
13-Oct-25	731,893,559.77	1,666.885464	11.84%	11.26%	11.25%	9.32%	10.71%

Fecha	Patrimonio neto del Fondo	Valor Cuota	Rentabilidad				
			30 días	60 días	90 días	180 días	365 días
12-Oct-25	728,108,295.30	1,665.959933	11.42%	11.08%	11.10%	9.22%	10.67%
11-Oct-25	727,965,029.93	1,665.632132	11.58%	11.29%	11.15%	9.25%	10.68%
10-Oct-25	727,821,758.57	1,665.304318	11.82%	11.64%	11.18%	9.27%	10.69%
9-Oct-25	727,604,293.51	1,664.899103	11.95%	11.68%	11.19%	9.29%	10.69%
8-Oct-25	724,038,851.55	1,664.390633	13.08%	11.71%	11.17%	9.27%	10.69%
7-Oct-25	724,014,056.11	1,664.035099	12.92%	11.72%	11.28%	9.28%	10.69%
6-Oct-25	723,755,467.30	1,663.635955	12.93%	11.73%	11.28%	9.10%	10.70%
5-Oct-25	724,409,651.25	1,663.062692	12.80%	11.70%	11.21%	9.07%	10.69%
4-Oct-25	724,264,546.49	1,662.729568	13.27%	11.80%	11.23%	9.00%	10.70%
3-Oct-25	724,115,824.78	1,662.388141	13.71%	11.79%	11.25%	8.96%	10.71%
2-Oct-25	721,503,109.04	1,662.155177	13.94%	11.83%	11.31%	9.31%	10.72%
1-Oct-25	721,067,588.86	1,661.149866	12.92%	11.54%	11.09%	9.23%	10.69%
30-Sep-25	720,656,737.53	1,660.723879	13.24%	11.55%	11.09%	9.22%	10.69%
29-Sep-25	719,261,025.81	1,660.287322	13.23%	11.54%	11.06%	9.43%	10.78%
28-Sep-25	708,198,474.28	1,659.778683	13.15%	11.46%	11.03%	9.20%	10.77%
27-Sep-25	708,036,403.21	1,659.398843	10.93%	11.45%	11.02%	9.37%	10.77%
26-Sep-25	707,874,326.46	1,659.018990	11.37%	11.43%	11.03%	9.38%	10.77%
25-Sep-25	707,031,992.73	1,658.577921	11.43%	11.38%	11.02%	9.44%	10.70%
24-Sep-25	707,932,976.48	1,658.123292	11.47%	11.32%	11.10%	9.42%	10.70%
23-Sep-25	707,768,875.73	1,657.738934	11.52%	11.34%	11.07%	9.42%	10.70%
22-Sep-25	710,238,754.67	1,657.316747	11.51%	11.35%	11.04%	9.26%	10.65%
21-Sep-25	710,032,054.51	1,656.884063	11.49%	11.32%	10.89%	9.28%	10.65%
20-Sep-25	709,861,151.07	1,656.485254	11.55%	11.09%	10.86%	9.36%	10.65%
19-Sep-25	709,690,241.08	1,656.086430	43.33%	11.51%	10.87%	9.36%	10.52%
18-Sep-25	708,800,884.76	1,655.637009	12.49%	11.55%	10.87%	9.37%	10.43%
17-Sep-25	705,112,772.31	1,654.377460	11.85%	11.17%	10.43%	9.25%	10.52%
16-Sep-25	703,881,195.42	1,652.938850	11.08%	10.76%	10.15%	9.10%	10.29%
15-Sep-25	704,422,790.52	1,652.486763	11.05%	10.75%	10.32%	9.22%	10.29%
14-Sep-25	701,107,852.38	1,652.024796	11.01%	10.70%	10.28%	9.24%	10.29%
13-Sep-25	700,937,682.46	1,651.623824	11.08%	10.68%	10.25%	9.25%	10.29%
12-Sep-25	700,767,505.59	1,651.222835	11.43%	10.79%	10.26%	9.28%	10.28%
11-Sep-25	700,547,052.66	1,650.703381	11.97%	10.74%	10.24%	9.49%	10.27%
10-Sep-25	700,265,783.87	1,650.080350	11.86%	10.69%	10.19%	9.46%	10.26%
9-Sep-25	699,873,964.02	1,649.519067	11.88%	10.63%	10.15%	9.43%	10.25%
8-Sep-25	699,746,356.81	1,647.663213	10.68%	10.05%	9.62%	9.26%	10.14%
7-Sep-25	699,634,505.33	1,647.503591	10.89%	10.17%	9.79%	9.24%	10.16%
6-Sep-25	699,460,163.78	1,647.093050	10.95%	10.30%	9.78%	9.23%	10.15%
5-Sep-25	699,285,815.13	1,646.682493	11.08%	10.29%	9.79%	9.23%	10.16%
4-Sep-25	699,093,461.01	1,645.785191	10.60%	10.06%	9.66%	9.13%	10.12%
3-Sep-25	696,931,967.69	1,644.922378	10.16%	9.87%	9.45%	9.07%	10.09%
2-Sep-25	697,135,956.27	1,644.422928	10.01%	9.84%	9.59%	9.05%	10.09%
1-Sep-25	697,567,116.48	1,644.644847	10.54%	10.11%	9.78%	9.31%	10.15%
31-Aug-25	697,308,541.34	1,643.837020	10.22%	9.86%	9.58%	9.25%	10.11%
30-Aug-25	697,132,661.37	1,643.422400	10.13%	9.86%	9.69%	9.26%	10.11%
29-Aug-25	696,956,747.12	1,643.007699	10.08%	9.82%	9.69%	9.10%	10.11%
28-Aug-25	697,971,937.59	1,645.310686	12.24%	10.93%	10.43%	9.45%	10.30%
27-Aug-25	697,788,455.13	1,644.400791	11.76%	10.69%	10.36%	9.37%	10.41%
26-Aug-25	697,556,859.97	1,643.887618	11.59%	10.65%	10.23%	9.36%	10.29%
25-Aug-25	696,750,772.73	1,643.390776	11.53%	10.62%	10.04%	9.60%	10.30%
24-Aug-25	696,589,921.83	1,642.949864	11.52%	10.73%	9.73%	9.59%	10.29%
23-Aug-25	696,416,711.92	1,642.541338	11.48%	10.69%	9.95%	9.61%	10.29%
22-Aug-25	696,243,502.79	1,642.132813	11.01%	10.64%	9.94%	9.60%	10.28%
21-Aug-25	696,123,860.05	1,641.671218	11.79%	10.40%	9.92%	9.61%	10.46%

Fecha	Patrimonio neto del Fondo	Valor Cuota	Rentabilidad				
			30 días	60 días	90 días	180 días	365 días
20-Aug-25	660,734,521.11	1,607.801846	-12.90%	-2.65%	0.56%	5.12%	8.12%
19-Aug-25	696,831,518.81	1,639.695108	10.88%	9.88%	9.01%	9.45%	10.28%
18-Aug-25	702,046,608.40	1,639.215964	10.84%	9.87%	8.88%	9.45%	10.30%
17-Aug-25	702,698,701.02	1,638.727852	10.79%	9.53%	8.70%	9.44%	10.29%
16-Aug-25	702,523,074.77	1,638.318283	10.73%	9.53%	8.59%	9.46%	10.29%
15-Aug-25	702,347,441.28	1,637.908697	10.69%	9.80%	8.58%	9.77%	10.28%
14-Aug-25	702,796,311.78	1,637.426631	10.84%	9.72%	8.56%	9.58%	10.28%
13-Aug-25	702,624,624.39	1,636.605204	10.47%	9.51%	8.31%	9.52%	10.25%
12-Aug-25	702,521,014.65	1,635.437987	9.93%	9.21%	7.92%	9.42%	10.20%
11-Aug-25	706,279,154.92	1,634.947551	9.86%	9.18%	7.92%	9.42%	10.20%
10-Aug-25	705,845,026.27	1,634.364740	9.73%	9.12%	7.88%	9.41%	10.19%
9-Aug-25	705,680,062.40	1,633.982770	9.79%	9.14%	7.71%	9.43%	10.19%
8-Aug-25	705,501,036.46	1,633.568241	10.04%	8.93%	7.70%	9.44%	10.19%
7-Aug-25	696,224,379.95	1,633.084018	9.97%	9.05%	7.67%	9.38%	10.19%
6-Aug-25	695,812,526.40	1,632.520088	9.78%	8.98%	7.52%	9.36%	10.17%
5-Aug-25	695,834,601.67	1,632.218420	9.85%	9.03%	7.49%	9.38%	10.18%
4-Aug-25	695,785,049.45	1,631.886964	9.93%	9.06%	7.45%	9.33%	10.19%
3-Aug-25	695,554,840.33	1,631.582730	10.03%	8.97%	7.75%	9.35%	10.19%
2-Aug-25	695,374,555.97	1,631.159832	9.85%	9.21%	7.74%	9.36%	10.19%
1-Aug-25	695,194,264.32	1,630.736917	9.83%	9.23%	7.73%	9.37%	10.19%
31-Jul-25	694,874,943.22	1,630.435611	9.85%	9.14%	7.75%	9.63%	10.08%
30-Jul-25	682,412,104.91	1,630.084647	9.89%	9.32%	7.75%	9.64%	10.08%
29-Jul-25	682,735,015.31	1,629.766128	9.89%	9.37%	7.50%	9.66%	10.08%
28-Jul-25	682,622,829.61	1,629.440572	9.97%	9.40%	7.69%	9.69%	10.09%
27-Jul-25	682,439,680.62	1,629.138178	10.06%	9.54%	7.69%	9.72%	10.10%
26-Jul-25	682,261,955.96	1,628.713909	10.29%	9.38%	7.69%	9.62%	10.09%
25-Jul-25	682,084,224.09	1,628.289623	10.19%	9.12%	7.68%	9.63%	10.09%
24-Jul-25	682,030,092.44	1,627.933479	10.13%	8.70%	7.69%	9.65%	10.10%
23-Jul-25	681,778,097.11	1,628.090958	10.16%	9.25%	7.80%	9.73%	10.16%
22-Jul-25	681,802,228.84	1,626.702132	9.25%	8.84%	7.52%	9.60%	10.10%
21-Jul-25	694,038,385.60	1,626.154511	9.15%	8.77%	7.40%	9.60%	10.09%
20-Jul-25	695,795,431.74	1,625.838352	9.25%	7.93%	7.58%	9.63%	10.10%
19-Jul-25	695,613,218.11	1,625.412581	8.63%	7.91%	7.59%	9.78%	10.09%
18-Jul-25	695,430,997.10	1,624.986792	8.62%	7.75%	7.58%	9.78%	10.08%
17-Jul-25	694,118,041.92	1,624.645900	9.20%	7.53%	7.59%	9.79%	10.07%
16-Jul-25	695,099,534.83	1,624.298487	9.15%	7.40%	7.60%	9.81%	10.09%
15-Jul-25	695,097,145.50	1,623.639205	8.86%	7.28%	7.46%	9.78%	10.07%
14-Jul-25	695,038,070.94	1,623.259993	8.90%	7.28%	7.52%	9.79%	10.08%
13-Jul-25	694,657,521.97	1,622.760525	8.83%	7.05%	7.50%	9.80%	10.07%
12-Jul-25	694,484,376.67	1,622.356047	8.85%	6.76%	7.54%	9.91%	10.06%
11-Jul-25	694,303,412.00	1,621.933303	8.86%	6.79%	7.52%	9.92%	10.09%
10-Jul-25	694,084,493.83	1,621.488124	8.41%	6.78%	7.50%	9.93%	10.09%
9-Jul-25	693,813,859.24	1,620.772096	8.46%	6.40%	7.07%	9.89%	10.07%
8-Jul-25	693,869,082.94	1,620.381644	8.45%	6.39%	7.05%	9.90%	10.07%
7-Jul-25	694,615,498.07	1,620.043711	8.52%	6.41%	6.92%	9.96%	10.08%
6-Jul-25	694,128,554.81	1,619.663141	8.55%	6.26%	6.82%	9.97%	10.08%
5-Jul-25	693,948,027.68	1,619.241903	8.26%	6.16%	7.46%	9.98%	10.08%
4-Jul-25	693,767,492.61	1,618.820647	8.74%	6.07%	7.45%	10.00%	10.08%
3-Jul-25	693,841,719.85	1,618.615298	8.96%	6.54%	7.49%	10.03%	10.09%
2-Jul-25	698,921,362.12	1,618.213505	8.70%	6.53%	7.92%	10.03%	10.09%
1-Jul-25	699,057,708.86	1,617.895994	9.08%	6.56%	7.50%	10.04%	10.09%
30-Jun-25	698,724,658.26	1,617.499857	9.11%	6.56%	7.84%	10.06%	10.06%
29-Jun-25	697,278,002.57	1,617.177001	9.17%	6.57%	7.87%	10.09%	10.07%

Fecha	Patrimonio neto del Fondo	Valor Cuota	Rentabilidad				
			30 días	60 días	90 días	180 días	365 días
28-Jun-25	697,101,006.53	1,616.766499	9.36%	6.15%	7.98%	10.09%	10.06%
27-Jun-25	696,924,003.24	1,616.355981	9.06%	6.41%	7.97%	10.11%	10.06%
26-Jun-25	697,231,170.81	1,615.658901	8.31%	6.25%	7.87%	10.08%	10.05%
25-Jun-25	697,669,796.43	1,615.356334	7.51%	6.30%	7.58%	10.11%	10.05%
24-Jun-25	697,838,721.99	1,615.073440	8.25%	6.34%	7.66%	10.13%	10.06%
23-Jun-25	695,706,951.66	1,615.198681	8.66%	6.54%	7.97%	10.22%	10.10%
22-Jun-25	701,384,912.90	1,614.922246	8.74%	6.54%	7.98%	10.26%	10.10%
21-Jun-25	701,196,698.55	1,614.488887	6.97%	6.49%	8.00%	10.27%	10.10%
20-Jun-25	701,008,476.56	1,614.055510	6.92%	6.36%	7.98%	10.28%	10.10%
19-Jun-25	701,288,732.06	1,614.389277	7.21%	6.89%	8.17%	10.40%	10.15%
18-Jun-25	701,113,676.48	1,613.986294	6.73%	6.91%	8.41%	10.41%	10.15%
17-Jun-25	700,342,800.07	1,612.940923	5.90%	6.64%	8.28%	10.34%	10.08%
16-Jun-25	707,440,146.76	1,612.650457	5.97%	6.68%	8.34%	10.36%	10.06%
15-Jun-25	702,313,501.33	1,612.349014	6.03%	6.71%	8.42%	10.39%	10.06%
14-Jun-25	702,130,866.04	1,611.929726	5.63%	6.60%	8.87%	10.40%	10.06%
13-Jun-25	701,948,222.92	1,611.510420	5.05%	6.67%	8.85%	10.41%	10.05%
12-Jun-25	701,325,528.32	1,611.082451	5.10%	6.66%	8.84%	10.42%	10.05%
11-Jun-25	715,849,620.64	1,610.659450	5.09%	6.72%	8.88%	10.42%	10.05%
10-Jun-25	717,506,725.85	1,610.765661	4.99%	6.91%	8.91%	10.50%	10.09%
9-Jun-25	716,650,014.10	1,609.984524	4.66%	6.74%	8.77%	10.45%	10.06%
8-Jun-25	716,589,006.40	1,609.612352	4.67%	6.24%	8.79%	10.46%	10.06%
7-Jun-25	716,403,215.97	1,609.195027	4.35%	6.19%	8.72%	10.47%	10.06%
6-Jun-25	716,217,417.96	1,608.777685	4.15%	5.97%	8.71%	10.48%	10.07%
5-Jun-25	716,776,485.40	1,608.712646	4.25%	5.93%	8.80%	10.54%	10.09%
4-Jun-25	715,930,796.01	1,607.712767	4.55%	6.66%	8.98%	10.47%	10.05%
3-Jun-25	717,623,940.06	1,607.233896	4.47%	6.62%	8.94%	10.47%	10.04%
2-Jun-25	718,044,212.04	1,607.159330	4.72%	6.74%	9.06%	10.53%	10.04%
1-Jun-25	718,736,230.87	1,606.374938	4.40%	7.21%	8.62%	10.50%	10.01%
31-May-25	718,545,707.10	1,605.949118	4.34%	6.54%	8.58%	10.53%	10.01%
30-May-25	718,371,974.48	1,605.560826	3.54%	7.05%	8.57%	10.54%	10.01%
29-May-25	731,465,080.08	1,604.924641	3.86%	6.97%	8.50%	10.71%	9.99%
28-May-25	731,241,847.96	1,604.876457	4.06%	7.28%	9.10%	10.76%	10.02%
27-May-25	731,577,150.90	1,605.092540	4.56%	7.51%	9.26%	10.86%	10.06%
26-May-25	719,010,420.31	1,605.771349	5.40%	7.93%	9.60%	10.98%	10.13%
25-May-25	718,422,117.68	1,604.583963	4.76%	7.13%	9.36%	13.04%	10.07%
24-May-25	718,255,548.07	1,604.211933	4.67%	7.22%	9.40%	10.76%	10.06%
23-May-25	718,088,971.53	1,603.839887	4.63%	7.47%	9.41%	10.79%	10.07%
22-May-25	719,612,953.49	1,605.569861	6.09%	8.32%	9.99%	11.08%	10.21%
21-May-25	719,070,971.81	1,605.201568	6.60%	8.37%	10.02%	11.09%	10.21%
20-May-25	720,155,613.14	1,605.172833	6.93%	8.50%	10.14%	11.15%	10.24%
19-May-25	720,291,635.42	1,605.364614	7.39%	8.73%	10.34%	11.24%	10.31%
18-May-25	719,881,444.57	1,605.359769	7.70%	9.26%	11.07%	11.30%	10.33%
17-May-25	719,713,852.26	1,604.986033	7.71%	9.34%	10.73%	11.35%	10.33%
16-May-25	719,546,253.09	1,604.612281	7.53%	9.40%	10.73%	11.38%	10.33%
15-May-25	717,380,505.93	1,604.690573	8.06%	9.67%	10.85%	11.37%	10.34%
14-May-25	717,314,972.72	1,604.999968	8.66%	10.65%	11.08%	11.47%	10.34%
13-May-25	713,783,715.09	1,604.509348	8.72%	10.60%	11.08%	11.46%	10.32%
12-May-25	710,598,285.30	1,604.094749	8.66%	10.58%	11.11%	11.56%	10.32%
11-May-25	710,720,142.43	1,604.334146	9.16%	10.92%	11.31%	11.68%	10.36%
10-May-25	710,555,661.57	1,603.962858	8.13%	10.77%	11.23%	11.72%	10.36%
9-May-25	710,391,173.96	1,603.591554	8.08%	10.73%	11.24%	11.74%	10.36%
8-May-25	779,952,285.50	1,603.577083	7.95%	10.91%	11.35%	11.80%	10.38%
7-May-25	779,555,845.53	1,603.411632	7.80%	10.91%	11.29%	11.84%	10.39%

Fecha	Patrimonio neto del Fondo	Valor Cuota	Rentabilidad				
			30 días	60 días	90 días	180 días	365 días
6-May-25	778,918,314.94	1,603.221643	9.96%	10.99%	11.37%	11.87%	10.40%
5-May-25	778,632,929.22	1,601.843982	9.12%	10.57%	11.11%	11.75%	10.33%
4-May-25	778,447,312.69	1,601.462122	9.11%	11.11%	11.15%	11.76%	10.33%
3-May-25	778,261,688.42	1,601.080247	10.41%	11.08%	11.66%	11.77%	10.32%
2-May-25	778,076,061.97	1,600.698366	9.08%	11.13%	11.67%	11.79%	10.32%
1-May-25	777,971,354.08	1,600.345626	10.16%	10.65%	11.69%	11.80%	10.37%
30-Apr-25	778,002,865.14	1,600.976700	11.05%	11.03%	12.02%	11.95%	10.38%
29-Apr-25	771,017,618.76	1,599.941251	10.87%	10.74%	11.87%	11.86%	10.33%
28-Apr-25	766,686,786.14	1,599.634225	10.90%	10.78%	11.70%	11.89%	10.33%
27-Apr-25	766,254,486.25	1,599.221774	10.85%	11.54%	11.73%	11.90%	10.33%
26-Apr-25	766,073,684.18	1,598.844428	9.87%	11.54%	11.76%	11.91%	10.33%
25-Apr-25	765,892,874.73	1,598.467067	10.05%	11.60%	11.77%	11.92%	10.32%
24-Apr-25	765,891,606.43	1,598.204066	10.67%	11.62%	11.82%	11.95%	10.32%
23-Apr-25	764,546,947.16	1,597.878874	10.67%	11.71%	11.88%	11.97%	10.32%
22-Apr-25	779,110,023.37	1,597.790373	11.01%	11.84%	12.00%	12.02%	10.34%
21-Apr-25	778,639,111.82	1,596.796648	10.47%	11.58%	12.13%	11.96%	10.29%
20-Apr-25	776,906,868.69	1,596.358978	10.39%	11.59%	12.13%	11.96%	10.28%
19-Apr-25	776,722,466.93	1,595.980077	11.16%	11.62%	12.15%	11.96%	10.28%
18-Apr-25	776,538,057.65	1,595.601159	11.31%	11.68%	12.17%	11.97%	10.27%
17-Apr-25	776,353,640.86	1,595.222227	11.43%	12.63%	12.18%	12.00%	10.27%
16-Apr-25	775,780,568.68	1,595.071984	11.80%	12.20%	12.28%	12.04%	10.28%
15-Apr-25	775,329,843.58	1,594.500541	13.04%	12.12%	12.28%	12.01%	10.27%
14-Apr-25	705,377,672.70	1,594.085012	13.00%	12.10%	12.50%	12.02%	10.26%
13-Apr-25	705,257,557.00	1,593.522302	12.83%	12.08%	12.48%	11.99%	10.25%
12-Apr-25	705,105,751.35	1,593.179299	13.02%	12.13%	12.51%	12.00%	10.25%
11-Apr-25	704,945,431.92	1,592.817059	12.73%	12.19%	12.53%	12.01%	10.25%
10-Apr-25	704,313,332.08	1,593.685729	13.71%	12.77%	12.90%	12.21%	10.33%
9-Apr-25	703,494,822.53	1,593.384984	13.83%	12.68%	13.04%	12.22%	10.33%
8-Apr-25	703,090,466.38	1,593.526964	14.09%	12.91%	13.22%	12.29%	10.36%
7-Apr-25	702,768,975.95	1,593.542395	14.43%	13.10%	13.37%	12.36%	10.39%
6-Apr-25	699,768,341.58	1,590.755167	12.34%	11.89%	12.72%	12.03%	10.22%
5-Apr-25	699,609,028.97	1,590.393008	13.46%	11.93%	12.73%	12.04%	10.22%
4-Apr-25	699,449,709.31	1,590.030833	13.41%	11.97%	12.73%	12.05%	10.22%
3-Apr-25	698,951,831.19	1,588.095786	12.17%	11.35%	12.30%	11.85%	10.10%
2-Apr-25	699,215,355.91	1,589.300165	12.54%	12.81%	12.79%	12.08%	10.20%
1-Apr-25	698,480,706.33	1,587.669317	11.36%	12.28%	12.47%	11.90%	10.11%
31-Mar-25	697,937,777.08	1,587.241268	10.93%	12.27%	12.47%	11.96%	10.11%
30-Mar-25	697,615,137.67	1,586.432745	10.94%	12.16%	12.39%	11.85%	10.07%
29-Mar-25	697,463,951.60	1,586.088936	12.98%	12.23%	12.44%	11.87%	10.07%
28-Mar-25	697,312,759.26	1,585.745112	13.51%	11.95%	12.47%	11.88%	10.06%
27-Mar-25	691,646,000.62	1,586.523919	12.90%	11.85%	12.13%	11.92%	10.14%
26-Mar-25	691,506,908.37	1,585.929308	12.67%	11.79%	12.10%	11.89%	10.07%
25-Mar-25	691,183,005.07	1,584.947215	12.33%	11.58%	11.97%	11.82%	10.09%
24-Mar-25	691,067,477.83	1,584.624600	12.37%	11.66%	12.03%	11.69%	10.09%
23-Mar-25	682,573,289.33	1,584.133781	12.28%	11.66%	12.02%	11.67%	10.08%
22-Mar-25	682,423,875.91	1,583.787018	12.37%	12.08%	12.07%	11.68%	10.08%
21-Mar-25	682,274,457.38	1,583.440244	12.45%	12.11%	12.12%	11.60%	10.06%
20-Mar-25	681,130,790.15	1,582.158514	11.85%	11.80%	11.91%	11.48%	9.99%
19-Mar-25	676,123,845.44	1,581.604974	13.42%	11.75%	11.89%	11.45%	9.98%
18-Mar-25	703,614,734.88	1,581.094697	12.38%	11.72%	11.88%	11.18%	9.96%
17-Mar-25	701,475,038.71	1,580.515281	12.22%	11.68%	11.85%	11.00%	9.94%
16-Mar-25	700,527,935.49	1,578.516350	10.94%	11.14%	11.46%	11.05%	9.83%
15-Mar-25	700,365,600.91	1,578.150558	11.06%	11.44%	11.49%	10.75%	9.82%

Fecha	Patrimonio neto del Fondo	Valor Cuota	Rentabilidad				
			30 días	60 días	90 días	180 días	365 días
14-Mar-25	700,203,260.75	1,577.784753	11.14%	11.49%	11.52%	10.76%	9.81%
13-Mar-25	699,355,774.13	1,577.233816	11.10%	11.45%	11.48%	10.74%	9.80%
12-Mar-25	698,225,444.44	1,577.210483	11.44%	11.60%	11.59%	10.78%	9.76%
11-Mar-25	691,839,509.64	1,576.944570	11.31%	11.67%	11.63%	10.79%	9.76%
10-Mar-25	671,255,899.41	1,576.513343	11.28%	11.79%	11.63%	10.78%	9.75%
9-Mar-25	690,532,127.13	1,576.358037	11.47%	11.92%	11.72%	10.82%	9.76%
8-Mar-25	690,369,351.64	1,575.986450	11.16%	11.96%	11.75%	10.82%	9.75%
7-Mar-25	690,206,571.32	1,575.614853	11.23%	12.02%	11.79%	10.80%	9.75%
6-Mar-25	689,037,102.73	1,573.975667	10.30%	11.54%	11.47%	10.62%	9.65%
5-Mar-25	689,024,626.20	1,573.666020	10.44%	11.57%	11.51%	10.63%	9.65%
4-Mar-25	687,986,910.64	1,573.172814	11.75%	11.55%	11.52%	10.62%	9.63%
3-Mar-25	685,722,981.57	1,573.944200	12.67%	12.03%	11.87%	10.78%	9.72%
2-Mar-25	685,770,141.69	1,573.686060	12.78%	12.12%	11.96%	10.80%	9.72%
1-Mar-25	685,611,961.93	1,573.323073	12.93%	12.15%	12.00%	10.81%	9.72%
28-Feb-25	685,448,361.00	1,572.947646	13.02%	12.20%	12.37%	10.84%	9.71%
27-Feb-25	656,737,517.84	1,570.778857	11.09%	11.57%	11.91%	10.59%	9.58%
26-Feb-25	656,582,326.99	1,570.407673	11.19%	11.60%	11.93%	10.58%	9.57%
25-Feb-25	657,300,942.21	1,569.881952	11.16%	11.58%	11.85%	10.56%	9.55%
24-Feb-25	693,267,673.51	1,569.580092	11.25%	11.66%	15.87%	10.59%	9.55%
23-Feb-25	693,036,031.53	1,569.049012	11.16%	11.66%	11.62%	10.85%	9.54%
22-Feb-25	692,871,005.26	1,568.675389	11.28%	11.70%	11.66%	10.64%	9.53%
21-Feb-25	692,705,974.09	1,568.301754	11.38%	11.75%	11.66%	10.67%	9.53%
20-Feb-25	692,315,618.91	1,567.849603	12.16%	11.78%	11.66%	10.65%	9.51%
19-Feb-25	691,986,673.54	1,567.401242	12.14%	11.79%	11.65%	10.63%	9.49%
18-Feb-25	689,666,266.12	1,566.899098	12.09%	11.77%	11.64%	10.61%	9.48%
17-Feb-25	689,021,051.95	1,564.346163	10.42%	10.98%	11.06%	10.67%	9.33%
16-Feb-25	681,550,026.18	1,565.164798	11.40%	11.48%	11.48%	10.66%	9.40%
15-Feb-25	681,392,993.82	1,564.804177	11.49%	11.53%	11.53%	10.64%	9.40%
14-Feb-25	681,236,033.40	1,564.443721	11.64%	11.58%	11.38%	10.68%	9.39%
13-Feb-25	681,122,500.64	1,563.934655	12.16%	11.56%	11.36%	10.66%	9.38%
12-Feb-25	680,542,286.02	1,563.471113	12.17%	11.54%	11.35%	10.64%	9.36%
11-Feb-25	680,328,038.99	1,562.975425	12.13%	11.51%	11.50%	10.62%	9.35%
10-Feb-25	680,646,552.43	1,562.514250	12.10%	11.50%	11.53%	10.62%	9.34%
9-Feb-25	680,027,918.20	1,562.419403	12.36%	11.63%	11.69%	10.66%	9.35%
8-Feb-25	679,859,106.15	1,562.031543	12.65%	11.66%	11.71%	10.66%	9.34%
7-Feb-25	679,684,414.08	1,561.630174	12.71%	11.70%	11.73%	10.66%	9.33%
6-Feb-25	679,525,927.28	1,561.656997	13.11%	11.90%	11.85%	10.72%	9.36%
5-Feb-25	678,770,868.64	1,561.206052	13.18%	11.90%	11.84%	10.70%	9.36%
4-Feb-25	678,709,430.35	1,560.757298	13.12%	11.90%	11.85%	10.69%	9.35%
3-Feb-25	679,973,022.94	1,560.271982	13.03%	11.91%	11.83%	10.69%	9.33%
2-Feb-25	681,389,873.27	1,558.129926	11.68%	11.29%	11.38%	10.45%	9.20%
1-Feb-25	681,213,645.44	1,557.726947	11.75%	11.37%	11.42%	10.44%	9.19%
31-Jan-25	681,037,412.37	1,557.323956	11.83%	11.41%	11.42%	10.46%	9.19%
30-Jan-25	680,868,908.81	1,556.781426	11.74%	11.87%	11.38%	10.43%	9.15%
29-Jan-25	680,642,866.04	1,556.293075	11.75%	11.85%	11.36%	10.41%	9.14%
28-Jan-25	680,165,894.27	1,556.596415	12.40%	12.13%	11.56%	10.50%	9.19%
27-Jan-25	664,877,969.76	1,556.091237	12.35%	12.03%	11.56%	10.26%	9.18%
26-Jan-25	663,657,197.65	1,555.613484	12.34%	17.66%	11.56%	10.24%	9.17%
25-Jan-25	663,480,727.36	1,555.199838	12.41%	11.67%	11.55%	10.23%	9.16%
24-Jan-25	663,304,251.83	1,554.786179	12.50%	11.73%	11.57%	10.24%	9.15%
23-Jan-25	662,169,623.65	1,554.260863	12.45%	11.66%	11.55%	10.21%	9.15%
22-Jan-25	662,301,028.81	1,553.762705	12.47%	11.63%	11.53%	10.18%	9.13%
21-Jan-25	661,605,012.91	1,552.338881	11.75%	11.25%	11.30%	10.04%	9.05%

Fecha	Patrimonio neto del Fondo	Valor Cuota	Rentabilidad				
			30 días	60 días	90 días	180 días	365 días
20-Jan-25	661,425,158.26	1,551.916884	11.78%	11.26%	11.30%	10.06%	9.05%
19-Jan-25	661,119,236.98	1,551.479155	11.80%	11.25%	11.29%	10.10%	9.04%
18-Jan-25	660,939,388.71	1,551.057097	11.84%	11.36%	11.28%	10.09%	9.03%
17-Jan-25	660,759,535.09	1,550.635026	11.88%	11.41%	11.33%	10.10%	9.03%
16-Jan-25	659,368,814.44	1,550.158809	11.90%	11.16%	11.30%	10.08%	9.03%
15-Jan-25	658,817,613.38	1,549.620068	11.85%	11.11%	11.26%	10.06%	9.01%
14-Jan-25	658,615,751.64	1,548.464179	11.30%	10.82%	11.07%	9.93%	8.96%
13-Jan-25	658,338,933.38	1,547.992583	11.25%	11.05%	11.04%	9.90%	8.95%
12-Jan-25	663,686,251.56	1,547.548370	11.23%	11.10%	11.02%	9.92%	8.94%
11-Jan-25	663,504,948.54	1,547.125618	11.24%	11.20%	11.03%	9.91%	8.94%
10-Jan-25	663,323,648.06	1,546.702871	11.23%	11.21%	11.05%	9.90%	8.93%
9-Jan-25	663,492,844.10	1,545.962419	11.01%	11.11%	10.95%	9.85%	8.90%
8-Jan-25	661,119,961.26	1,545.482741	11.02%	11.08%	10.92%	9.83%	8.89%
7-Jan-25	659,589,398.15	1,545.006004	11.04%	11.05%	10.91%	9.87%	8.88%
6-Jan-25	658,380,660.43	1,544.476955	10.97%	11.03%	10.88%	9.85%	8.89%
5-Jan-25	658,223,068.68	1,544.107265	11.04%	11.06%	10.90%	9.87%	8.88%
4-Jan-25	658,065,471.93	1,543.737563	11.14%	11.09%	10.92%	9.87%	8.88%
3-Jan-25	657,883,704.63	1,543.311160	11.23%	11.13%	10.94%	9.87%	8.87%
2-Jan-25	658,133,952.34	1,542.821378	11.31%	11.10%	10.91%	9.85%	8.87%
1-Jan-25	617,956,820.23	1,542.327021	11.31%	11.06%	10.88%	9.83%	8.81%
31-Dec-24	617,786,831.02	1,541.902754	12.36%	11.06%	10.88%	9.83%	8.81%
30-Dec-24	618,064,683.95	1,541.409192	12.31%	11.03%	10.86%	9.81%	8.79%
29-Dec-24	612,948,685.63	1,540.898209	12.24%	11.03%	10.85%	9.79%	8.77%
28-Dec-24	612,773,628.07	1,540.458130	12.07%	11.03%	10.85%	9.77%	8.76%
27-Dec-24	612,590,648.76	1,539.998137	23.79%	11.01%	11.16%	9.71%	8.75%
26-Dec-24	610,310,395.17	1,539.492146	11.27%	11.00%	11.12%	9.69%	8.73%
25-Dec-24	611,374,056.54	1,538.977327	11.30%	10.97%	11.08%	9.67%	8.75%
24-Dec-24	611,190,905.45	1,538.516291	11.21%	10.95%	11.06%	9.66%	8.69%
23-Dec-24	610,794,969.56	1,538.001013	11.14%	10.97%	10.75%	9.65%	8.67%
22-Dec-24	610,419,005.60	1,537.493128	11.07%	10.94%	10.72%	9.62%	8.66%
21-Dec-24	610,235,924.20	1,537.031991	11.05%	10.91%	10.69%	9.61%	8.64%
20-Dec-24	610,052,837.38	1,536.570841	11.00%	10.89%	10.51%	9.60%	8.63%
19-Dec-24	609,338,663.25	1,536.106549	11.20%	10.93%	10.48%	9.59%	8.61%
18-Dec-24	609,246,051.72	1,535.636154	11.26%	10.90%	10.45%	9.57%	8.59%
17-Dec-24	609,141,643.70	1,535.144350	10.73%	10.86%	9.93%	9.56%	8.58%
16-Dec-24	608,455,023.01	1,534.670985	10.68%	10.85%	9.59%	9.55%	8.56%
15-Dec-24	607,698,849.56	1,534.212266	10.64%	10.80%	10.09%	9.55%	8.55%
14-Dec-24	607,537,640.15	1,533.805272	11.15%	10.79%	9.50%	9.49%	8.54%
13-Dec-24	607,376,425.60	1,533.398266	11.29%	10.80%	9.51%	9.44%	8.53%
12-Dec-24	606,739,472.20	1,532.968867	11.49%	10.83%	9.49%	9.42%	8.52%
11-Dec-24	691,839,365.50	1,532.551827	11.51%	10.81%	9.47%	9.41%	8.48%
10-Dec-24	689,382,505.58	1,532.098643	11.52%	10.77%	9.43%	9.38%	8.51%
9-Dec-24	689,321,456.47	1,531.604730	11.45%	10.75%	9.40%	9.38%	8.49%
8-Dec-24	686,150,498.10	1,531.116340	11.38%	10.73%	9.37%	9.36%	8.48%
7-Dec-24	685,950,940.56	1,530.671036	11.40%	10.72%	9.36%	9.36%	8.47%
6-Dec-24	685,751,377.11	1,530.225719	11.39%	10.71%	9.30%	9.35%	8.45%
5-Dec-24	685,245,347.27	1,529.726427	11.35%	10.72%	9.25%	9.33%	8.44%
4-Dec-24	718,984,190.78	1,529.200335	11.34%	10.66%	9.20%	9.30%	8.42%
3-Dec-24	718,604,237.57	1,528.614391	11.19%	10.58%	9.15%	9.29%	8.39%
2-Dec-24	717,508,151.03	1,528.116873	11.12%	10.55%	9.12%	9.28%	8.38%
1-Dec-24	716,798,058.36	1,526.394569	10.06%	10.04%	8.76%	9.09%	8.28%
30-Nov-24	716,598,235.96	1,525.969054	10.06%	10.06%	8.75%	9.08%	8.27%
29-Nov-24	716,399,876.23	1,525.546655	10.12%	10.05%	8.80%	9.03%	8.26%

Fecha	Patrimonio neto del Fondo	Valor Cuota	Rentabilidad				
			30 días	60 días	90 días	180 días	365 días
28-Nov-24	718,413,091.61	1,525.325748	10.30%	10.59%	8.83%	9.05%	8.26%
27-Nov-24	711,583,579.08	1,510.460956	-1.33%	4.85%	4.88%	7.03%	7.22%
26-Nov-24	719,810,351.22	1,525.360495	11.03%	10.89%	9.02%	9.16%	8.30%
25-Nov-24	719,519,794.67	1,524.817378	10.93%	10.84%	9.02%	9.13%	8.28%
24-Nov-24	721,537,920.24	1,524.474700	11.00%	10.45%	9.56%	9.13%	8.28%
23-Nov-24	721,336,785.18	1,524.049739	11.10%	10.43%	9.13%	9.12%	8.27%
22-Nov-24	721,135,644.17	1,523.624766	11.10%	10.41%	9.17%	9.11%	8.27%
21-Nov-24	720,839,981.44	1,523.195658	11.06%	10.16%	9.13%	9.09%	8.26%
20-Nov-24	720,909,125.71	1,522.799407	11.07%	10.15%	9.12%	9.08%	8.25%
19-Nov-24	720,529,907.06	1,522.096620	10.96%	10.01%	9.02%	9.04%	8.22%
18-Nov-24	720,436,151.87	1,521.557304	10.84%	9.23%	9.66%	9.02%	8.22%
17-Nov-24	720,387,319.78	1,521.726581	11.28%	9.00%	9.46%	9.09%	8.26%
16-Nov-24	720,194,206.72	1,521.318655	11.31%	9.74%	9.41%	9.08%	8.25%
15-Nov-24	720,001,142.26	1,520.910830	11.25%	8.89%	9.48%	9.14%	8.24%
14-Nov-24	634,632,729.08	1,519.874032	10.72%	8.65%	9.29%	9.04%	8.17%
13-Nov-24	719,902,721.06	1,519.304874	10.62%	8.56%	9.23%	9.00%	8.15%
12-Nov-24	719,204,901.60	1,518.632728	10.47%	8.43%	9.14%	8.95%	8.13%
11-Nov-24	719,009,420.13	1,518.193780	10.41%	8.38%	9.13%	8.90%	8.12%
10-Nov-24	718,356,047.83	1,517.729278	10.32%	8.34%	9.10%	8.80%	8.11%
9-Nov-24	718,167,413.39	1,517.330734	10.35%	8.34%	9.10%	8.78%	8.10%
8-Nov-24	717,978,773.36	1,516.932179	10.37%	8.33%	9.11%	8.77%	8.11%
7-Nov-24	697,660,977.08	1,516.463007	10.33%	8.23%	9.08%	8.75%	8.10%
6-Nov-24	716,433,902.57	1,516.036825	10.33%	8.20%	9.05%	8.74%	8.08%
5-Nov-24	716,039,051.15	1,515.589273	10.38%	8.15%	9.03%	8.72%	8.07%
4-Nov-24	715,608,640.84	1,515.080894	10.27%	8.11%	9.02%	8.70%	8.05%
3-Nov-24	715,419,366.88	1,514.680165	10.24%	8.11%	9.01%	8.68%	8.05%
2-Nov-24	715,230,087.32	1,514.279423	10.27%	8.10%	8.98%	8.67%	8.04%
1-Nov-24	715,040,802.15	1,513.878670	10.27%	8.10%	9.01%	8.66%	8.03%
31-Oct-24	725,988,466.05	1,513.451508	10.30%	8.16%	8.99%	8.65%	8.02%
30-Oct-24	725,857,193.51	1,512.963701	10.24%	8.09%	8.95%	8.62%	8.02%
29-Oct-24	725,865,791.73	1,512.518155	11.16%	8.05%	8.91%	8.61%	8.01%
28-Oct-24	713,525,191.75	1,512.120114	11.13%	8.02%	8.47%	8.68%	8.01%
27-Oct-24	713,661,745.01	1,511.651601	11.04%	8.05%	8.44%	8.56%	8.00%
26-Oct-24	713,465,734.11	1,511.236418	11.03%	8.80%	8.42%	8.54%	7.99%
25-Oct-24	713,269,717.41	1,510.821223	10.19%	8.18%	8.43%	8.53%	7.98%
24-Oct-24	712,379,460.20	1,510.266274	10.03%	8.19%	8.36%	8.50%	7.96%
23-Oct-24	712,936,126.57	1,509.850109	9.98%	8.14%	8.33%	8.49%	7.96%
22-Oct-24	777,264,153.39	1,509.468291	9.52%	8.12%	8.33%	8.48%	7.99%
21-Oct-24	777,238,811.94	1,509.066725	9.48%	8.09%	8.37%	8.45%	7.98%
20-Oct-24	776,950,186.28	1,508.506337	9.31%	9.01%	8.41%	8.42%	7.96%
19-Oct-24	776,753,971.99	1,508.125372	7.84%	8.51%	8.40%	8.40%	7.96%
18-Oct-24	776,557,751.89	1,507.744396	6.93%	8.44%	8.42%	8.38%	7.93%
17-Oct-24	691,358,517.68	1,507.307961	8.41%	8.53%	8.39%	8.37%	7.92%
16-Oct-24	776,295,222.44	1,506.978704	6.73%	8.53%	8.40%	8.37%	7.92%
15-Oct-24	776,016,657.68	1,506.595420	6.78%	8.51%	8.37%	8.36%	7.92%
14-Oct-24	751,040,225.19	1,506.163908	6.70%	8.48%	8.30%	8.35%	7.91%
13-Oct-24	711,445,361.95	1,505.675385	6.57%	8.45%	8.33%	8.32%	7.90%
12-Oct-24	711,277,155.78	1,505.319400	6.53%	8.45%	8.32%	8.31%	7.89%
11-Oct-24	711,108,944.54	1,504.963404	6.54%	8.46%	8.33%	8.31%	7.89%
10-Oct-24	691,412,462.47	1,504.535809	6.51%	8.46%	8.30%	8.29%	7.89%
9-Oct-24	690,853,508.99	1,504.109471	6.47%	8.43%	8.28%	8.28%	7.88%
8-Oct-24	709,859,751.20	1,503.693005	6.31%	8.40%	8.37%	8.27%	7.87%
7-Oct-24	709,710,590.81	1,503.278041	6.24%	8.38%	8.36%	8.26%	7.86%

Fecha	Patrimonio neto del Fondo	Valor Cuota	Rentabilidad				
			30 días	60 días	90 días	180 días	365 días
6-Oct-24	708,614,852.11	1,502.771989	6.09%	8.36%	8.35%	8.23%	7.85%
5-Oct-24	708,441,624.41	1,502.404622	6.13%	8.35%	8.35%	8.21%	7.84%
4-Oct-24	708,268,391.26	1,502.037243	6.14%	8.33%	8.37%	8.22%	7.83%
3-Oct-24	708,038,295.30	1,501.606370	6.11%	8.36%	8.34%	8.20%	7.82%
2-Oct-24	708,326,216.28	1,501.210369	6.10%	8.34%	8.33%	8.19%	7.81%
1-Oct-24	707,445,083.60	1,500.743238	6.19%	8.28%	8.30%	8.16%	7.80%
30-Sep-24	707,756,319.25	1,500.331838	6.11%	8.25%	8.29%	8.13%	7.80%
29-Sep-24	706,633,687.99	1,498.766134	5.10%	7.14%	7.96%	7.96%	7.70%
28-Sep-24	706,467,717.56	1,498.414111	5.09%	7.14%	7.94%	7.95%	7.70%
27-Sep-24	706,301,749.38	1,498.062094	5.22%	7.13%	7.85%	7.95%	7.69%
26-Sep-24	705,915,540.11	1,497.655946	6.76%	7.15%	7.83%	7.93%	7.66%
25-Sep-24	706,206,038.24	1,498.275203	6.34%	7.52%	8.10%	8.06%	7.73%
24-Sep-24	705,926,400.18	1,497.913869	6.52%	7.50%	8.10%	8.04%	7.72%
23-Sep-24	705,761,612.75	1,497.564205	6.47%	7.50%	8.13%	8.03%	7.74%
22-Sep-24	705,789,694.26	1,497.751016	6.89%	7.80%	8.27%	8.00%	7.77%
21-Sep-24	705,624,923.34	1,497.401357	6.87%	7.93%	8.27%	8.13%	7.77%
20-Sep-24	705,460,147.55	1,497.051687	8.91%	7.93%	8.28%	8.12%	7.76%
19-Sep-24	705,606,143.23	1,498.472115	9.36%	8.68%	8.77%	8.37%	7.88%
18-Sep-24	616,670,322.61	1,499.208195	10.13%	9.11%	9.06%	8.51%	7.95%
17-Sep-24	705,555,166.28	1,496.954713	8.82%	8.35%	8.56%	8.21%	7.81%
16-Sep-24	702,270,118.90	1,498.685356	10.51%	9.15%	9.14%	8.48%	7.83%
15-Sep-24	702,596,613.15	1,498.250427	10.43%	9.05%	9.14%	8.48%	7.81%
14-Sep-24	702,440,001.19	1,497.916460	10.43%	9.16%	9.04%	8.47%	7.81%
13-Sep-24	702,283,384.21	1,497.582482	10.50%	9.16%	8.96%	8.46%	7.81%
12-Sep-24	702,313,364.96	1,497.277646	10.55%	9.18%	8.96%	8.46%	7.80%
11-Sep-24	677,122,424.79	1,496.920727	10.56%	9.17%	8.95%	8.45%	7.81%
10-Sep-24	701,731,187.86	1,496.527725	10.60%	9.15%	8.91%	8.42%	7.66%
9-Sep-24	701,059,970.23	1,496.156364	10.57%	9.29%	8.93%	8.42%	7.64%
8-Sep-24	700,576,492.98	1,495.939701	10.67%	9.36%	8.98%	8.32%	7.65%
7-Sep-24	700,422,842.39	1,495.611611	10.71%	9.42%	9.00%	8.31%	7.64%
6-Sep-24	700,271,468.33	1,495.288383	10.81%	9.43%	9.01%	8.30%	7.56%
5-Sep-24	700,236,215.86	1,494.876894	10.76%	9.44%	8.99%	8.28%	7.55%
4-Sep-24	700,144,033.23	1,494.494727	10.70%	9.42%	8.98%	8.27%	7.53%
3-Sep-24	699,936,190.27	1,494.108324	10.80%	9.41%	9.01%	8.25%	7.50%
2-Sep-24	699,818,645.08	1,493.727308	10.76%	9.40%	9.01%	8.24%	7.48%
1-Sep-24	698,474,314.93	1,493.151311	10.56%	9.32%	8.96%	8.20%	7.45%
31-Aug-24	698,328,158.99	1,492.838869	10.56%	9.34%	8.97%	8.17%	7.45%
30-Aug-24	698,176,891.38	1,492.515499	9.32%	9.32%	8.89%	8.19%	7.45%
29-Aug-24	733,989,679.40	1,492.175167	9.31%	9.19%	8.89%	8.19%	7.46%
28-Aug-24	733,734,740.98	1,491.658918	9.16%	9.13%	8.84%	8.16%	7.47%
27-Aug-24	697,636,611.55	1,489.383440	7.67%	8.35%	8.32%	7.86%	7.32%
26-Aug-24	698,112,845.49	1,490.502602	8.84%	8.94%	8.73%	8.07%	7.42%
25-Aug-24	697,887,475.32	1,489.929700	8.61%	8.90%	8.66%	8.02%	7.39%
24-Aug-24	697,753,977.59	1,489.644694	8.67%	8.91%	8.68%	8.02%	7.39%
23-Aug-24	697,601,142.34	1,489.318403	8.86%	8.92%	8.69%	8.01%	7.41%
22-Aug-24	696,296,977.80	1,488.991801	9.16%	8.95%	8.67%	8.01%	7.41%
21-Aug-24	696,102,588.23	1,486.163440	7.11%	7.94%	7.97%	7.65%	7.23%
20-Aug-24	696,318,827.53	1,487.026992	8.19%	8.42%	8.33%	7.81%	7.31%
19-Aug-24	695,597,910.77	1,486.824835	8.30%	8.52%	8.36%	7.81%	7.31%
18-Aug-24	776,467,887.15	1,486.178213	8.05%	8.39%	8.28%	7.75%	7.28%
17-Aug-24	776,293,858.02	1,485.845117	7.99%	8.44%	8.28%	7.73%	7.28%
16-Aug-24	776,119,823.81	1,485.512011	7.88%	8.29%	8.41%	7.74%	7.28%
15-Aug-24	775,945,784.26	1,485.178895	8.09%	8.18%	8.40%	7.73%	7.27%

Fecha	Patrimonio neto del Fondo	Valor Cuota	Rentabilidad				
			30 días	60 días	90 días	180 días	365 días
14-Aug-24	764,633,767.38	1,484.768694	8.02%	8.13%	8.37%	7.71%	7.26%
13-Aug-24	775,337,120.12	1,484.409406	8.03%	8.12%	8.37%	7.70%	7.19%
12-Aug-24	775,288,671.30	1,484.039642	8.00%	8.07%	8.28%	7.69%	7.17%
11-Aug-24	778,005,811.74	1,483.605880	7.92%	8.07%	8.08%	7.66%	7.16%
10-Aug-24	777,829,488.51	1,483.269643	8.23%	8.09%	8.06%	7.65%	7.15%
9-Aug-24	777,653,160.05	1,482.933396	8.27%	8.12%	8.06%	7.64%	7.15%
8-Aug-24	775,390,202.20	1,482.564559	8.35%	8.12%	8.05%	7.63%	7.14%
7-Aug-24	775,454,555.24	1,482.113916	8.27%	8.07%	8.01%	7.60%	7.12%
6-Aug-24	775,215,336.08	1,481.773473	8.34%	8.07%	8.01%	7.58%	7.11%
5-Aug-24	774,836,571.92	1,481.464970	8.37%	8.14%	8.01%	7.59%	7.11%
4-Aug-24	773,865,903.71	1,480.961846	8.23%	8.09%	7.94%	7.58%	7.09%
3-Aug-24	773,695,033.84	1,480.634849	8.27%	8.12%	7.94%	7.57%	7.09%
2-Aug-24	773,524,159.95	1,480.307844	8.30%	8.12%	7.94%	7.56%	7.08%
1-Aug-24	773,130,792.45	1,479.991285	8.33%	8.01%	7.94%	7.56%	7.10%
31-Jul-24	773,426,370.53	1,481.173230	9.54%	8.63%	8.36%	7.76%	7.20%
30-Jul-24	773,064,312.17	1,480.839156	9.29%	8.63%	8.36%	7.75%	7.20%
29-Jul-24	781,007,310.64	1,480.511216	9.30%	8.66%	8.53%	7.72%	7.20%
28-Jul-24	815,971,076.90	1,480.055566	9.21%	8.62%	8.29%	7.70%	7.18%
27-Jul-24	815,805,875.18	1,479.755914	9.25%	8.62%	8.29%	7.71%	7.18%
26-Jul-24	815,640,663.98	1,479.456244	9.39%	8.64%	8.29%	7.71%	7.18%
25-Jul-24	776,388,253.29	1,479.103292	9.35%	8.64%	8.29%	7.70%	7.16%
24-Jul-24	711,250,365.41	1,478.552307	9.18%	8.53%	8.23%	7.66%	7.10%
23-Jul-24	776,062,922.99	1,477.871078	8.94%	8.38%	8.11%	7.61%	7.06%
22-Jul-24	778,815,612.70	1,477.525127	8.93%	8.41%	8.08%	7.62%	7.05%
21-Jul-24	776,877,866.90	1,477.082245	8.83%	8.36%	8.04%	7.59%	7.04%
20-Jul-24	776,700,972.11	1,476.745914	8.91%	8.36%	8.02%	7.58%	7.03%
19-Jul-24	776,524,072.08	1,476.409573	8.91%	8.37%	7.99%	7.59%	7.00%
18-Jul-24	765,386,985.98	1,476.145185	9.06%	8.57%	8.01%	7.59%	6.96%
17-Jul-24	776,308,841.79	1,475.949355	8.88%	8.62%	8.05%	7.61%	6.89%
16-Jul-24	775,989,870.89	1,475.373702	8.44%	8.51%	7.96%	7.58%	6.78%
15-Jul-24	776,345,151.20	1,475.041585	8.41%	8.51%	7.97%	7.60%	7.16%
14-Jul-24	777,092,451.80	1,474.681275	8.38%	8.39%	7.95%	7.59%	7.16%
13-Jul-24	776,914,868.49	1,474.344277	8.30%	8.13%	7.94%	7.59%	7.15%
12-Jul-24	776,737,279.93	1,474.007269	8.39%	8.10%	7.93%	7.60%	7.20%
11-Jul-24	776,241,948.76	1,473.304381	8.11%	7.96%	7.82%	7.54%	7.15%
10-Jul-24	776,042,300.52	1,472.925450	8.13%	7.93%	7.81%	7.52%	7.16%
9-Jul-24	776,896,374.04	1,472.459896	8.05%	7.87%	7.78%	7.50%	7.15%
8-Jul-24	777,098,405.56	1,472.108329	8.03%	7.87%	7.76%	7.50%	7.12%
7-Jul-24	776,063,469.35	1,471.680587	7.95%	7.82%	7.72%	7.49%	7.11%
6-Jul-24	775,885,755.27	1,471.343581	8.08%	7.78%	7.70%	7.48%	7.10%
5-Jul-24	775,708,035.92	1,471.006564	8.12%	7.77%	7.72%	7.52%	7.09%
4-Jul-24	775,502,756.04	1,470.641258	8.13%	7.76%	7.70%	7.50%	7.09%
3-Jul-24	775,401,122.14	1,470.280307	8.12%	7.74%	7.69%	7.49%	7.06%
2-Jul-24	774,959,563.87	1,469.928344	7.86%	7.73%	7.67%	7.49%	7.07%
1-Jul-24	774,725,375.47	1,469.653332	7.90%	7.75%	7.64%	7.51%	7.07%
30-Jun-24	774,530,083.26	1,469.621886	8.15%	8.11%	7.72%	7.46%	7.09%
29-Jun-24	774,350,193.25	1,469.280557	8.21%	7.82%	7.70%	7.46%	7.08%
28-Jun-24	774,170,301.88	1,468.939224	8.21%	7.79%	7.72%	7.46%	7.15%
27-Jun-24	815,785,095.88	1,468.591070	8.18%	7.78%	7.69%	7.44%	7.15%
26-Jun-24	653,201,532.01	1,468.121217	8.08%	7.72%	7.63%	7.41%	7.13%
25-Jun-24	720,463,845.55	1,467.827571	8.13%	7.74%	7.61%	7.41%	7.13%
24-Jun-24	720,075,383.21	1,467.483437	8.06%	7.70%	7.60%	7.39%	7.13%
23-Jun-24	719,876,566.98	1,467.085862	7.99%	7.63%	7.37%	7.44%	7.12%

Fecha	Patrimonio neto del Fondo	Valor Cuota	Rentabilidad				
			30 días	60 días	90 días	180 días	365 días
22-Jun-24	719,717,372.54	1,466.761428	8.06%	7.62%	7.62%	7.34%	7.12%
21-Jun-24	719,558,173.38	1,466.436986	8.07%	7.60%	7.62%	7.33%	7.11%
20-Jun-24	703,340,348.84	1,466.009400	7.98%	7.52%	7.58%	7.31%	7.10%
19-Jun-24	719,026,084.56	1,465.670459	7.99%	7.52%	7.57%	7.30%	7.10%
18-Jun-24	718,535,853.22	1,465.235335	8.27%	7.47%	7.48%	7.27%	7.13%
17-Jun-24	718,938,741.75	1,465.260438	8.55%	7.60%	7.54%	7.30%	7.15%
16-Jun-24	717,051,702.66	1,465.209269	8.77%	7.72%	7.65%	7.32%	7.17%
15-Jun-24	716,908,146.27	1,464.915928	8.79%	7.72%	7.64%	7.33%	7.17%
14-Jun-24	716,748,647.12	1,464.590011	8.57%	7.71%	7.62%	7.31%	7.15%
13-Jun-24	716,601,471.28	1,464.359282	8.14%	7.74%	7.63%	7.32%	7.15%
12-Jun-24	717,396,014.06	1,463.912933	7.98%	7.68%	7.59%	7.29%	7.12%
11-Jun-24	717,214,828.00	1,463.543206	7.97%	7.66%	7.52%	7.27%	7.11%
10-Jun-24	716,828,269.62	1,463.148665	7.89%	7.65%	7.53%	7.26%	7.09%
9-Jun-24	724,450,609.45	1,462.783341	7.85%	7.62%	7.28%	7.18%	7.09%
8-Jun-24	724,288,400.59	1,462.455815	7.85%	7.60%	7.27%	7.25%	7.08%
7-Jun-24	724,126,186.93	1,462.128279	7.84%	7.58%	7.23%	7.24%	7.08%
6-Jun-24	723,405,868.31	1,461.642403	7.64%	7.54%	7.18%	7.21%	7.06%
5-Jun-24	723,791,967.28	1,461.256043	7.57%	7.50%	7.15%	7.19%	7.05%
4-Jun-24	723,617,209.91	1,460.883534	7.55%	7.48%	7.12%	7.17%	7.03%
3-Jun-24	722,921,193.38	1,460.538318	7.52%	7.45%	7.10%	7.16%	7.02%
2-Jun-24	725,582,407.69	1,460.495104	7.75%	7.51%	7.17%	7.19%	7.04%
1-Jun-24	725,419,565.22	1,460.167325	7.75%	7.50%	7.11%	7.18%	7.04%
31-May-24	725,256,717.88	1,459.839537	8.23%	7.47%	7.14%	7.17%	7.01%
30-May-24	818,580,828.29	1,459.430548	7.57%	7.47%	7.11%	7.15%	6.98%
29-May-24	818,390,277.42	1,459.090819	7.52%	7.43%	7.10%	7.14%	6.97%
28-May-24	725,223,069.57	1,458.777987	7.53%	7.40%	7.07%	7.14%	7.05%
27-May-24	655,117,658.02	1,458.433279	7.51%	7.37%	7.07%	7.13%	7.04%
26-May-24	725,010,753.67	1,458.086175	7.50%	7.34%	7.03%	7.11%	7.04%
25-May-24	724,883,545.22	1,457.830343	7.50%	7.07%	7.03%	7.11%	7.04%
24-May-24	724,726,463.50	1,457.514432	7.42%	7.43%	7.02%	7.11%	6.87%
23-May-24	709,971,814.63	1,457.102993	7.32%	7.40%	6.98%	7.09%	6.91%
22-May-24	724,351,754.48	1,456.778753	7.28%	7.38%	6.97%	7.08%	6.91%
21-May-24	723,664,146.98	1,456.454932	7.21%	7.37%	6.97%	7.09%	6.91%
20-May-24	723,494,756.45	1,456.103780	7.18%	7.27%	6.92%	7.09%	6.90%
19-May-24	723,083,897.96	1,455.346894	6.82%	7.03%	6.76%	7.02%	6.87%
18-May-24	722,930,350.95	1,455.037851	6.79%	7.08%	6.74%	7.00%	6.87%
17-May-24	722,776,799.38	1,454.728799	6.82%	7.06%	6.75%	7.04%	6.87%
16-May-24	722,383,373.39	1,454.407819	6.79%	7.03%	6.74%	7.03%	6.86%
15-May-24	722,336,030.38	1,454.342700	6.99%	7.13%	6.80%	7.06%	6.88%
14-May-24	722,522,328.33	1,454.630290	7.48%	7.37%	6.95%	7.13%	6.92%
13-May-24	725,561,168.06	1,454.378843	7.54%	7.32%	6.96%	7.12%	6.80%
12-May-24	726,192,953.44	1,454.020114	7.50%	7.34%	6.93%	7.11%	6.80%
11-May-24	726,040,984.78	1,453.715835	7.56%	7.00%	6.91%	7.11%	6.80%
10-May-24	725,889,011.91	1,453.411547	7.55%	6.99%	6.90%	7.11%	6.66%
9-May-24	724,747,512.60	1,453.075434	7.49%	6.94%	6.88%	7.10%	6.65%
8-May-24	742,614,408.29	1,452.771423	7.46%	6.93%	6.87%	7.10%	6.64%
7-May-24	741,237,797.12	1,452.522217	7.57%	6.95%	6.86%	7.13%	6.61%
6-May-24	740,997,622.07	1,452.220071	7.58%	6.93%	6.87%	7.13%	6.65%
5-May-24	744,145,206.79	1,451.870176	7.54%	6.90%	6.90%	7.10%	6.65%
4-May-24	743,987,784.06	1,451.563035	7.51%	6.88%	6.88%	7.10%	6.64%
3-May-24	743,830,356.46	1,451.255885	7.41%	6.81%	6.87%	7.10%	6.63%
2-May-24	808,610,270.08	1,450.921672	7.39%	6.86%	6.85%	7.09%	6.62%
1-May-24	808,901,773.63	1,450.025528	6.85%	6.61%	6.67%	7.00%	6.57%

Fecha	Patrimonio neto del Fondo	Valor Cuota	Rentabilidad				
			30 días	60 días	90 días	180 días	365 días
30-Apr-24	809,775,898.69	1,450.403227	7.50%	6.89%	6.85%	7.10%	6.55%
29-Apr-24	809,906,350.41	1,450.130028	7.48%	6.86%	6.79%	7.10%	6.55%
28-Apr-24	809,725,274.17	1,449.805813	7.42%	6.86%	6.79%	7.11%	6.54%
27-Apr-24	809,544,192.56	1,449.481588	7.35%	6.81%	6.81%	7.12%	6.54%
26-Apr-24	809,363,105.59	1,449.157353	7.31%	6.79%	6.80%	7.12%	6.48%
25-Apr-24	729,131,290.16	1,448.898160	6.76%	6.80%	6.80%	7.12%	6.48%
24-Apr-24	808,960,992.40	1,448.673799	7.58%	6.82%	6.82%	7.13%	6.47%
23-Apr-24	809,818,532.58	1,448.384384	7.61%	6.81%	6.82%	7.13%	6.46%
22-Apr-24	813,070,101.70	1,448.115403	7.62%	6.83%	6.86%	7.14%	6.45%
21-Apr-24	812,936,076.94	1,447.876699	7.66%	6.80%	6.86%	7.15%	6.45%
20-Apr-24	812,756,619.17	1,447.557077	7.49%	6.75%	6.85%	7.21%	6.45%
19-Apr-24	812,577,149.91	1,447.237434	7.37%	6.72%	6.87%	7.21%	6.44%
18-Apr-24	812,596,953.95	1,446.959080	7.50%	6.75%	6.87%	7.21%	6.43%
17-Apr-24	842,566,352.10	1,446.621987	7.44%	6.72%	6.85%	7.20%	6.42%
16-Apr-24	842,895,944.04	1,446.332556	7.39%	6.71%	6.89%	7.17%	6.41%
15-Apr-24	842,534,298.45	1,446.037547	7.40%	6.69%	6.92%	7.17%	6.40%
14-Apr-24	868,307,371.85	1,445.736979	7.39%	6.69%	6.92%	7.17%	6.40%
13-Apr-24	868,118,502.13	1,445.422510	7.23%	6.66%	6.93%	7.17%	6.40%
12-Apr-24	867,929,626.81	1,445.108031	7.30%	6.63%	6.94%	7.17%	6.39%
11-Apr-24	767,428,323.95	1,444.743557	6.57%	6.59%	6.92%	7.16%	6.41%
10-Apr-24	742,479,812.62	1,444.452371	6.55%	6.58%	6.92%	7.16%	6.40%
9-Apr-24	742,448,594.81	1,444.189896	6.51%	6.58%	6.93%	7.16%	6.40%
8-Apr-24	742,502,540.40	1,443.917308	6.52%	6.56%	6.94%	7.18%	6.39%
7-Apr-24	742,584,300.24	1,443.536538	6.44%	6.53%	6.93%	7.17%	6.38%
6-Apr-24	742,428,591.65	1,443.233850	6.41%	6.59%	6.94%	7.16%	6.38%
5-Apr-24	742,272,878.46	1,442.931154	6.39%	6.57%	7.00%	7.16%	6.38%
4-Apr-24	729,354,288.15	1,442.657763	6.38%	6.57%	7.01%	7.16%	6.37%
3-Apr-24	742,251,046.30	1,442.468569	6.33%	6.60%	7.03%	7.17%	6.37%
2-Apr-24	742,476,789.83	1,442.163605	6.44%	6.58%	7.04%	7.17%	6.37%
1-Apr-24	742,878,953.41	1,441.906141	6.47%	6.58%	7.09%	7.16%	6.36%
31-Mar-24	742,481,037.05	1,441.513938	6.39%	6.44%	6.88%	7.15%	6.35%
30-Mar-24	742,354,380.14	1,441.268036	6.36%	6.48%	6.91%	7.16%	6.36%
29-Mar-24	742,227,359.62	1,441.021428	6.42%	6.53%	6.92%	7.17%	6.35%
28-Mar-24	742,100,335.32	1,440.774812	6.39%	6.54%	6.92%	7.17%	6.35%
27-Mar-24	741,809,817.15	1,440.501944	6.39%	6.55%	6.92%	7.17%	6.34%
26-Mar-24	697,259,546.92	1,440.893492	6.95%	6.83%	7.11%	7.27%	6.38%
25-Mar-24	742,337,072.83	1,439.708166	6.18%	6.45%	6.83%	7.08%	6.31%
24-Mar-24	742,249,629.19	1,439.384136	6.13%	6.49%	6.94%	7.09%	6.30%
23-Mar-24	742,102,331.75	1,439.098494	6.16%	6.47%	6.75%	7.08%	6.30%
22-Mar-24	741,955,034.31	1,438.812852	6.06%	6.47%	6.75%	7.12%	6.30%
21-Mar-24	740,270,270.85	1,438.696371	6.12%	6.58%	6.79%	7.14%	6.30%
20-Mar-24	740,234,005.45	1,438.518848	6.17%	6.62%	6.81%	7.16%	6.30%
19-Mar-24	824,907,276.06	1,438.092476	6.11%	6.56%	6.75%	7.14%	6.28%
18-Mar-24	824,969,793.92	1,437.834841	6.12%	6.62%	6.75%	7.13%	6.28%
17-Mar-24	824,758,544.69	1,437.595894	6.14%	6.69%	6.73%	7.12%	6.28%
16-Mar-24	824,589,211.55	1,437.300738	6.10%	6.69%	6.75%	7.13%	6.28%
15-Mar-24	824,419,873.32	1,437.005572	6.10%	6.72%	6.71%	6.87%	6.27%
14-Mar-24	826,095,519.72	1,436.884142	6.20%	6.82%	6.75%	6.89%	6.27%
13-Mar-24	825,372,832.60	1,436.487282	6.07%	6.77%	6.72%	6.87%	6.26%
12-Mar-24	826,533,696.02	1,436.982561	6.72%	7.09%	6.91%	6.99%	6.31%
11-Mar-24	826,179,590.88	1,436.716313	6.72%	7.10%	6.93%	6.97%	6.31%
10-Mar-24	829,115,604.82	1,436.503684	6.76%	7.15%	6.82%	7.01%	6.32%
9-Mar-24	828,950,115.73	1,436.216962	6.70%	7.18%	6.97%	6.73%	6.31%

Fecha	Patrimonio neto del Fondo	Valor Cuota	Rentabilidad				
			30 días	60 días	90 días	180 días	365 días
8-Mar-24	828,784,621.73	1,435.930232	6.73%	7.19%	6.96%	6.71%	6.28%
7-Mar-24	853,363,815.23	1,435.665906	6.88%	7.30%	6.96%	6.71%	6.28%
6-Mar-24	828,742,116.11	1,435.395788	6.85%	7.31%	6.96%	6.71%	6.37%
5-Mar-24	828,421,317.07	1,435.138012	6.87%	7.32%	6.95%	6.55%	6.37%
4-Mar-24	829,225,342.81	1,434.998796	6.97%	7.39%	6.98%	6.58%	6.37%
3-Mar-24	828,749,768.86	1,434.567011	6.83%	7.39%	6.93%	6.52%	6.36%
2-Mar-24	828,581,904.03	1,434.276437	6.80%	7.13%	6.91%	6.48%	6.36%
1-Mar-24	828,414,034.22	1,433.985854	6.60%	7.16%	6.91%	6.44%	6.34%
29-Feb-24	827,910,565.49	1,433.773059	6.70%	7.18%	6.93%	6.45%	6.34%
28-Feb-24	740,082,575.04	1,433.459502	6.75%	7.16%	6.91%	6.44%	6.37%
27-Feb-24	827,349,803.68	1,433.247883	6.81%	7.18%	6.93%	6.45%	6.38%
26-Feb-24	827,194,732.31	1,432.979248	6.81%	7.18%	6.92%	6.48%	6.38%
25-Feb-24	826,886,777.31	1,432.705825	6.82%	7.15%	6.91%	6.53%	6.38%
24-Feb-24	826,731,773.78	1,432.437258	6.83%	7.34%	6.91%	6.52%	6.39%
23-Feb-24	826,576,765.54	1,432.168683	6.97%	7.07%	6.92%	6.51%	6.38%
22-Feb-24	826,584,644.04	1,431.852611	6.90%	7.05%	6.90%	6.50%	6.64%
21-Feb-24	826,350,743.68	1,431.680396	6.99%	7.08%	6.93%	6.51%	6.64%
20-Feb-24	825,875,017.18	1,431.496458	7.14%	7.12%	6.99%	6.57%	6.66%
19-Feb-24	828,704,065.01	1,431.259992	7.18%	7.11%	7.02%	6.58%	6.67%
18-Feb-24	828,441,816.21	1,430.905779	7.11%	7.05%	6.98%	6.57%	6.66%
17-Feb-24	828,288,746.36	1,430.641393	7.23%	7.01%	6.97%	6.57%	6.66%
16-Feb-24	828,135,672.05	1,430.376999	7.36%	7.06%	7.05%	6.56%	6.66%
15-Feb-24	827,588,553.42	1,430.132724	7.40%	7.03%	7.06%	6.56%	6.80%
14-Feb-24	827,742,506.91	1,429.835718	7.45%	7.01%	7.05%	6.55%	6.80%
13-Feb-24	827,377,518.87	1,429.593838	7.54%	7.02%	7.04%	6.57%	6.56%
12-Feb-24	827,273,632.09	1,429.353714	7.58%	7.01%	7.02%	6.57%	6.56%
11-Feb-24	827,382,220.31	1,429.083648	7.59%	7.02%	7.02%	6.56%	6.56%
10-Feb-24	827,233,160.69	1,428.826187	7.61%	6.85%	7.03%	6.45%	6.56%
9-Feb-24	827,084,096.65	1,428.568719	7.67%	7.07%	7.05%	6.41%	6.56%
8-Feb-24	825,010,312.79	1,428.346843	7.78%	7.09%	7.06%	6.42%	6.56%
7-Feb-24	836,926,507.94	1,428.036705	7.78%	7.07%	7.05%	6.41%	6.56%
6-Feb-24	824,214,648.87	1,427.598216	7.86%	6.99%	7.06%	6.38%	6.55%
5-Feb-24	825,339,673.54	1,427.358647	7.89%	6.99%	7.07%	6.38%	6.54%
4-Feb-24	824,730,599.03	1,427.079659	7.89%	6.97%	7.03%	6.38%	6.54%
3-Feb-24	824,581,725.72	1,426.822055	7.94%	6.98%	7.06%	6.36%	6.55%
2-Feb-24	824,432,848.56	1,426.564444	8.10%	6.96%	7.06%	6.37%	6.59%
1-Feb-24	736,954,217.93	1,426.300009	7.58%	6.97%	7.06%	6.37%	6.59%
31-Jan-24	823,887,275.18	1,426.247259	7.84%	7.06%	7.12%	6.40%	6.60%
30-Jan-24	823,436,595.95	1,425.923698	7.79%	7.04%	7.11%	6.39%	6.59%
29-Jan-24	823,196,088.95	1,425.549633	7.69%	6.99%	7.09%	6.40%	6.58%
28-Jan-24	823,036,913.00	1,425.273984	7.68%	6.98%	7.12%	6.40%	6.58%
27-Jan-24	822,877,732.34	1,424.998327	7.68%	6.95%	7.14%	6.40%	6.58%
26-Jan-24	822,718,546.95	1,424.722662	7.62%	6.96%	7.16%	6.40%	6.62%
25-Jan-24	823,479,918.93	1,424.440830	7.99%	6.95%	7.16%	6.40%	6.56%
24-Jan-24	823,744,094.53	1,424.016660	7.30%	6.89%	7.12%	6.38%	6.55%
23-Jan-24	819,490,084.22	1,423.782234	7.32%	6.90%	7.14%	6.38%	6.54%
22-Jan-24	820,183,530.18	1,423.502644	7.30%	6.95%	7.14%	6.35%	6.54%
21-Jan-24	819,850,915.46	1,423.140601	7.21%	6.94%	7.13%	6.25%	6.53%
20-Jan-24	819,691,728.38	1,422.864276	7.16%	6.92%	7.26%	6.24%	6.53%
19-Jan-24	819,532,536.57	1,422.587942	7.12%	6.89%	7.27%	6.23%	6.52%
18-Jan-24	818,586,119.33	1,422.188138	6.92%	6.96%	7.23%	6.20%	6.51%
17-Jan-24	818,735,637.32	1,421.778357	6.88%	6.89%	7.20%	6.18%	6.50%
16-Jan-24	818,056,936.98	1,421.492166	6.78%	6.88%	7.12%	6.13%	6.49%

Fecha	Patrimonio neto del Fondo	Valor Cuota	Rentabilidad				
			30 días	60 días	90 días	180 días	365 días
15-Jan-24	817,842,950.57	1,421.137819	6.70%	6.83%	7.10%	6.03%	6.78%
14-Jan-24	817,586,892.39	1,420.783117	6.62%	6.74%	7.09%	5.87%	6.77%
13-Jan-24	817,426,027.09	1,420.503570	6.55%	6.75%	7.10%	5.70%	6.77%
12-Jan-24	817,265,157.02	1,420.224013	6.58%	6.75%	7.11%	6.45%	6.47%
11-Jan-24	817,175,035.73	1,419.942562	6.21%	6.76%	7.11%	6.45%	6.46%
10-Jan-24	817,020,265.79	1,419.615481	6.60%	6.74%	7.10%	6.44%	6.45%
9-Jan-24	816,822,805.06	1,419.272383	6.52%	6.71%	7.08%	6.52%	6.44%
8-Jan-24	829,334,452.07	1,418.967166	6.48%	6.77%	7.11%	6.49%	6.44%
7-Jan-24	831,034,734.03	1,418.436705	6.25%	6.67%	7.05%	6.49%	6.41%
6-Jan-24	830,871,511.63	1,418.158112	6.21%	6.61%	7.03%	6.48%	6.41%
5-Jan-24	830,708,284.38	1,417.879510	6.17%	6.63%	7.03%	6.43%	6.40%
4-Jan-24	814,744,307.35	1,417.573234	6.14%	6.61%	7.02%	6.42%	6.39%
3-Jan-24	729,817,783.25	1,417.135587	5.96%	6.54%	6.98%	6.40%	6.38%
2-Jan-24	816,406,497.60	1,417.473153	6.49%	6.80%	7.15%	6.47%	6.42%
1-Jan-24	815,528,824.70	1,417.112275	6.40%	6.76%	7.11%	6.46%	6.41%
31-Dec-23	815,376,784.79	1,416.848081	6.40%	6.78%	7.12%	6.44%	6.41%
30-Dec-23	815,229,709.23	1,416.592514	6.40%	6.83%	7.13%	6.46%	6.40%
29-Dec-23	815,082,474.65	1,416.336670	6.40%	6.87%	7.14%	6.46%	6.40%
28-Dec-23	814,740,094.02	1,416.058789	6.35%	6.89%	7.14%	6.46%	6.40%
27-Dec-23	813,735,187.51	1,415.857118	6.42%	6.93%	7.16%	6.47%	6.38%
26-Dec-23	813,640,033.49	1,415.151099	6.04%	6.74%	7.03%	6.55%	6.34%
25-Dec-23	813,822,155.07	1,415.521792	6.59%	7.03%	7.10%	6.64%	6.39%
24-Dec-23	813,674,479.85	1,415.264933	6.59%	7.05%	7.14%	6.64%	6.39%
23-Dec-23	813,526,800.38	1,415.008067	6.72%	7.08%	7.14%	6.65%	6.39%
22-Dec-23	813,379,116.26	1,414.751193	6.78%	7.28%	7.22%	6.65%	6.85%
21-Dec-23	813,187,641.88	1,414.540911	6.80%	7.31%	7.23%	6.66%	6.85%
20-Dec-23	812,833,205.72	1,414.312144	6.78%	7.33%	7.25%	6.67%	6.85%
19-Dec-23	813,220,643.64	1,414.144629	7.11%	7.38%	7.29%	6.68%	6.85%
18-Dec-23	812,767,538.47	1,413.782637	7.02%	7.24%	7.24%	6.67%	6.67%
17-Dec-23	812,913,401.40	1,413.610819	7.09%	7.29%	7.24%	6.68%	6.67%
16-Dec-23	812,763,549.54	1,413.350235	7.07%	7.31%	7.26%	6.76%	6.67%
15-Dec-23	812,613,693.34	1,413.089643	6.97%	7.33%	6.76%	6.76%	6.79%
14-Dec-23	812,394,415.28	1,412.893858	7.05%	7.39%	6.78%	6.77%	6.79%
13-Dec-23	811,856,249.25	1,412.589242	7.03%	7.38%	6.76%	6.77%	6.79%
12-Dec-23	811,719,145.08	1,412.730864	7.43%	7.55%	6.90%	6.80%	6.82%
11-Dec-23	810,295,775.22	1,411.956361	6.99%	7.34%	6.72%	6.73%	6.77%
10-Dec-23	809,813,671.82	1,411.707808	7.00%	7.40%	6.77%	6.69%	6.77%
9-Dec-23	809,665,800.15	1,411.450031	7.18%	7.43%	6.23%	6.68%	6.77%
8-Dec-23	809,517,916.91	1,411.192233	7.20%	7.42%	6.20%	6.67%	6.77%
7-Dec-23	809,366,361.40	1,410.960089	7.12%	7.43%	6.21%	6.68%	6.77%
6-Dec-23	846,884,577.52	1,410.723533	7.20%	7.45%	6.21%	6.68%	6.77%
5-Dec-23	748,789,865.04	1,410.453769	7.20%	7.45%	5.90%	6.68%	6.76%
4-Dec-23	810,289,745.99	1,410.231743	7.23%	7.47%	5.93%	6.68%	6.77%
3-Dec-23	809,969,654.30	1,409.954805	7.22%	7.44%	5.85%	6.67%	6.76%
2-Dec-23	809,819,539.68	1,409.693493	7.23%	7.46%	5.79%	6.65%	6.76%
1-Dec-23	809,669,420.59	1,409.432173	7.26%	7.47%	5.72%	6.65%	6.76%
30-Nov-23	809,426,119.82	1,409.177469	7.38%	7.49%	5.72%	6.65%	6.75%
29-Nov-23	809,107,790.74	1,408.926691	7.47%	7.50%	5.72%	6.66%	6.75%
28-Nov-23	809,462,500.31	1,408.710562	7.56%	7.52%	5.73%	6.61%	6.80%
27-Nov-23	819,480,325.35	1,408.429571	7.56%	7.51%	5.78%	6.56%	6.72%
26-Nov-23	819,484,200.65	1,408.157401	7.56%	7.35%	5.90%	6.56%	6.72%
25-Nov-23	819,332,761.86	1,407.897177	7.60%	7.40%	5.87%	6.72%	6.72%
24-Nov-23	819,181,625.99	1,407.637473	7.63%	7.40%	5.85%	6.72%	6.88%

Fecha	Patrimonio neto del Fondo	Valor Cuota	Rentabilidad				
			30 días	60 días	90 días	180 días	365 días
23-Nov-23	819,681,134.60	1,407.241141	7.57%	7.45%	5.81%	6.70%	6.70%
22-Nov-23	819,420,744.05	1,406.915892	7.91%	7.42%	5.79%	6.69%	6.69%
21-Nov-23	819,410,255.65	1,406.678671	7.96%	7.44%	5.89%	6.38%	6.69%
20-Nov-23	818,229,567.48	1,406.475881	8.02%	7.48%	5.92%	6.48%	6.69%
19-Nov-23	818,178,781.26	1,405.925269	7.78%	7.33%	5.83%	6.44%	6.67%
18-Nov-23	818,031,663.13	1,405.672468	7.59%	7.30%	5.82%	6.45%	6.67%
17-Nov-23	817,884,540.62	1,405.419658	7.62%	7.33%	5.82%	6.45%	6.66%
16-Nov-23	817,734,530.67	1,405.187284	7.69%	6.61%	5.82%	6.46%	6.66%
15-Nov-23	817,979,759.73	1,405.044454	7.83%	6.66%	5.85%	6.48%	6.32%
14-Nov-23	887,846,135.73	1,404.750790	7.86%	6.64%	5.87%	6.48%	6.34%
13-Nov-23	842,641,063.99	1,404.469720	7.85%	6.65%	5.85%	6.48%	6.34%
12-Nov-23	842,906,371.59	1,404.154661	7.82%	6.59%	5.83%	6.48%	6.33%
11-Nov-23	842,748,152.01	1,403.891091	7.82%	6.66%	5.59%	6.48%	6.33%
10-Nov-23	842,589,928.03	1,403.627514	7.93%	5.87%	5.52%	6.24%	6.33%
9-Nov-23	842,257,030.60	1,403.171210	7.82%	5.74%	5.46%	6.21%	6.31%
8-Nov-23	782,602,796.00	1,402.893471	7.77%	5.73%	5.45%	6.21%	6.37%
7-Nov-23	842,183,429.45	1,402.753047	7.89%	5.78%	5.48%	5.96%	6.38%
6-Nov-23	841,986,410.37	1,402.424889	7.84%	5.29%	5.45%	5.94%	6.37%
5-Nov-23	841,827,978.61	1,402.161003	7.85%	5.32%	5.45%	5.93%	6.37%
4-Nov-23	841,669,519.73	1,401.897071	7.85%	5.20%	5.42%	5.86%	6.37%
3-Nov-23	841,511,055.96	1,401.633132	7.80%	5.11%	5.43%	5.95%	6.45%
2-Nov-23	841,569,281.33	1,401.360648	7.82%	5.00%	5.42%	5.95%	6.40%
1-Nov-23	841,234,244.65	1,401.067270	7.82%	4.98%	5.41%	5.95%	6.39%
31-Oct-23	884,843,774.48	1,400.680145	7.73%	4.93%	5.37%	5.92%	6.31%
30-Oct-23	885,753,227.10	1,400.334710	7.67%	4.89%	5.40%	5.89%	6.33%
29-Oct-23	886,199,448.91	1,400.009869	7.61%	4.95%	5.38%	5.87%	6.32%
28-Oct-23	886,025,793.69	1,399.735530	7.61%	5.11%	5.38%	5.73%	6.32%
27-Oct-23	885,852,133.30	1,399.461183	7.27%	5.06%	5.39%	5.73%	6.33%
26-Oct-23	885,612,558.79	1,399.162272	7.33%	5.02%	5.38%	5.72%	6.31%
25-Oct-23	885,419,997.72	1,398.865783	7.30%	5.00%	5.36%	5.72%	6.30%
24-Oct-23	884,378,335.87	1,398.540553	7.46%	4.97%	5.34%	5.61%	6.23%
23-Oct-23	884,383,107.22	1,397.827183	7.06%	4.91%	5.16%	5.53%	6.19%
22-Oct-23	885,411,688.41	1,397.541010	7.05%	4.92%	4.99%	5.49%	6.19%
21-Oct-23	885,237,901.19	1,397.266703	7.08%	4.90%	4.96%	5.48%	6.19%
20-Oct-23	885,064,108.80	1,396.992388	7.02%	4.89%	4.93%	5.46%	6.22%
19-Oct-23	885,311,313.80	1,396.962705	7.14%	4.98%	4.99%	5.49%	6.09%
18-Oct-23	885,258,171.06	1,396.672746	7.18%	4.95%	4.98%	5.49%	6.26%
17-Oct-23	885,392,678.99	1,396.357211	5.64%	4.91%	4.87%	5.46%	6.26%
16-Oct-23	885,195,772.82	1,396.058461	5.60%	4.95%	4.70%	5.45%	6.25%
15-Oct-23	885,199,678.51	1,395.737630	5.53%	4.90%	4.38%	5.43%	6.25%
14-Oct-23	885,025,897.37	1,395.463621	5.56%	4.88%	4.05%	5.41%	6.25%
13-Oct-23	884,852,111.06	1,395.189604	5.47%	4.52%	5.52%	5.40%	6.25%
12-Oct-23	884,678,185.24	1,394.926225	5.61%	4.43%	5.52%	5.40%	6.25%
11-Oct-23	814,086,593.53	1,394.534579	3.90%	4.37%	5.49%	5.38%	6.05%
10-Oct-23	891,213,402.79	1,394.207706	3.74%	4.33%	5.65%	5.36%	6.05%
9-Oct-23	891,137,688.40	1,393.987008	3.77%	4.34%	5.61%	5.41%	5.96%
8-Oct-23	891,072,767.34	1,393.716977	3.75%	4.32%	5.68%	5.40%	5.97%
7-Oct-23	890,899,050.98	1,393.445269	2.82%	4.31%	5.66%	5.39%	5.97%
6-Oct-23	890,725,329.52	1,393.173554	2.86%	4.26%	5.57%	5.38%	5.97%
5-Oct-23	890,793,721.35	1,392.911298	2.63%	4.27%	5.57%	5.38%	5.97%
4-Oct-23	891,154,883.22	1,392.705992	2.48%	4.29%	5.59%	5.39%	5.97%
3-Oct-23	890,924,718.81	1,392.414711	2.26%	4.27%	5.55%	5.38%	5.97%
2-Oct-23	890,677,858.56	1,392.114737	2.21%	4.26%	5.55%	5.37%	5.96%

Fecha	Patrimonio neto del Fondo	Valor Cuota	Rentabilidad				
			30 días	60 días	90 días	180 días	365 días
1-Oct-23	890,797,224.20	1,391.835479	2.19%	4.33%	5.49%	5.36%	5.96%
30-Sep-23	890,623,441.55	1,391.563950	2.19%	4.32%	5.52%	5.34%	5.96%
29-Sep-23	890,457,063.66	1,391.303991	2.35%	4.33%	5.52%	5.34%	5.96%
28-Sep-23	888,935,084.35	1,391.031080	2.68%	4.34%	5.52%	5.33%	5.92%
27-Sep-23	889,062,143.03	1,391.151600	2.92%	4.50%	5.63%	5.39%	5.94%
26-Sep-23	889,517,161.47	1,390.778153	2.78%	4.45%	5.89%	5.36%	5.88%
25-Sep-23	889,718,233.56	1,390.525051	2.77%	4.45%	5.89%	5.35%	5.80%
24-Sep-23	886,285,928.52	1,390.013468	2.54%	4.27%	5.82%	5.30%	5.78%
23-Sep-23	886,123,290.19	1,389.758393	2.82%	4.02%	5.82%	5.29%	5.78%
22-Sep-23	885,949,806.74	1,389.486309	2.84%	3.98%	5.82%	5.27%	5.77%
21-Sep-23	885,705,445.48	1,389.186168	2.79%	3.93%	5.81%	5.27%	5.73%
20-Sep-23	865,789,682.74	1,388.974089	2.81%	3.94%	5.83%	5.27%	5.73%
19-Sep-23	865,723,463.11	1,388.812939	2.89%	3.97%	5.85%	5.28%	5.72%
18-Sep-23	913,754,601.83	1,388.477835	2.78%	3.80%	5.83%	5.25%	5.72%
17-Sep-23	915,100,274.44	1,389.910420	4.25%	4.31%	6.33%	5.49%	5.85%
16-Sep-23	914,940,012.22	1,389.667004	4.36%	3.88%	6.50%	5.48%	5.69%
15-Sep-23	914,779,745.25	1,389.423581	4.33%	3.40%	6.50%	5.47%	5.84%
14-Sep-23	831,790,528.05	1,389.113316	4.26%	5.55%	6.49%	5.46%	5.82%
13-Sep-23	826,528,589.23	1,388.944643	3.63%	5.59%	6.53%	5.48%	5.82%
12-Sep-23	826,443,678.86	1,388.519463	3.29%	5.52%	6.42%	5.44%	5.83%
11-Sep-23	827,926,705.62	1,390.082938	4.88%	6.58%	6.96%	5.70%	5.95%
10-Sep-23	828,227,430.85	1,389.930181	4.96%	6.55%	6.91%	5.70%	5.96%
9-Sep-23	828,079,381.75	1,389.681725	4.96%	6.66%	6.90%	5.69%	5.96%
8-Sep-23	827,931,328.24	1,389.433262	4.93%	6.64%	6.89%	5.70%	5.95%
7-Sep-23	828,475,583.72	1,390.226208	5.85%	6.97%	7.20%	5.86%	6.00%
6-Sep-23	828,412,707.25	1,389.903116	5.70%	6.94%	7.19%	5.85%	5.98%
5-Sep-23	838,235,185.00	1,389.902800	5.96%	7.06%	7.25%	5.83%	5.96%
4-Sep-23	828,765,293.17	1,389.867558	6.15%	7.11%	7.32%	5.85%	5.95%
3-Sep-23	828,539,331.73	1,389.835050	6.34%	7.22%	7.36%	6.07%	5.97%
2-Sep-23	828,391,049.58	1,389.586314	6.35%	7.15%	7.32%	6.06%	5.97%
1-Sep-23	828,242,763.01	1,389.337571	6.52%	7.20%	7.33%	6.05%	5.93%
31-Aug-23	827,791,163.57	1,389.068681	6.51%	7.20%	7.33%	6.05%	5.90%
30-Aug-23	827,122,116.63	1,388.627484	6.36%	7.13%	7.28%	6.03%	5.88%
29-Aug-23	826,899,520.47	1,387.978395	6.05%	6.96%	7.06%	5.95%	5.85%
28-Aug-23	826,822,651.20	1,387.823482	6.14%	7.43%	7.00%	5.95%	6.06%
27-Aug-23	833,820,790.60	1,387.605299	6.17%	7.45%	7.02%	6.01%	6.06%
26-Aug-23	833,675,838.97	1,387.364077	6.17%	7.46%	7.32%	6.03%	6.06%
25-Aug-23	833,530,883.03	1,387.122849	6.06%	7.46%	7.33%	6.04%	5.87%
24-Aug-23	833,143,669.23	1,386.546298	5.27%	7.33%	7.24%	5.99%	5.89%
23-Aug-23	832,825,796.25	1,386.248278	5.17%	7.32%	7.23%	5.99%	5.89%
22-Aug-23	832,682,587.17	1,386.009905	5.11%	7.33%	6.62%	5.99%	5.91%
21-Aug-23	832,601,936.99	1,385.768749	5.10%	7.34%	6.80%	6.51%	5.89%
20-Aug-23	832,423,820.72	1,385.527042	5.10%	7.35%	6.81%	6.50%	5.89%
19-Aug-23	832,296,100.91	1,385.314458	4.86%	7.36%	6.83%	6.53%	5.90%
18-Aug-23	832,152,752.29	1,385.075862	4.42%	7.61%	6.85%	6.55%	5.90%
17-Aug-23	749,615,481.33	1,384.708172	3.43%	7.56%	6.82%	6.52%	5.80%
16-Aug-23	831,690,403.09	1,384.501814	2.50%	7.59%	6.84%	6.53%	5.80%
15-Aug-23	831,550,400.11	1,384.268754	6.92%	7.61%	6.85%	6.53%	5.80%
14-Aug-23	833,001,297.26	1,384.811877	7.63%	7.88%	7.10%	6.93%	5.86%
13-Aug-23	833,221,828.17	1,384.771366	7.82%	7.98%	7.17%	6.96%	5.88%
12-Aug-23	833,074,925.26	1,384.527221	8.38%	7.85%	7.19%	6.49%	5.88%
11-Aug-23	832,928,017.67	1,384.283068	8.25%	7.85%	6.72%	6.49%	6.49%
10-Aug-23	836,819,537.12	1,384.043418	8.47%	7.83%	6.73%	6.49%	6.23%

Fecha	Patrimonio neto del Fondo	Valor Cuota	Rentabilidad				
			30 días	60 días	90 días	180 días	365 días
9-Aug-23	836,659,996.03	1,383.822574	8.46%	7.85%	6.74%	6.50%	6.34%
8-Aug-23	836,044,987.69	1,383.578800	8.21%	7.86%	6.21%	6.50%	6.31%
7-Aug-23	835,609,985.11	1,383.418109	8.30%	7.88%	6.22%	6.51%	6.31%
6-Aug-23	834,914,807.96	1,383.127004	8.28%	7.87%	6.20%	6.51%	6.31%
5-Aug-23	834,765,595.23	1,382.879816	8.21%	7.84%	6.06%	6.50%	6.31%
4-Aug-23	834,616,385.99	1,382.632635	8.24%	7.79%	6.25%	6.50%	6.15%
3-Aug-23	835,543,740.31	1,382.367529	8.07%	7.78%	6.25%	6.50%	6.15%
2-Aug-23	836,383,011.54	1,381.933127	8.02%	7.72%	6.19%	6.48%	6.13%
1-Aug-23	836,470,262.90	1,381.674796	8.02%	7.72%	6.17%	6.56%	6.13%
31-Jul-23	836,723,643.69	1,381.406619	8.02%	7.57%	6.14%	6.56%	6.12%
30-Jul-23	844,719,823.71	1,381.110284	7.99%	7.42%	6.10%	6.54%	6.12%
29-Jul-23	844,565,692.36	1,380.858281	8.87%	7.42%	5.84%	6.54%	6.12%
28-Jul-23	844,411,556.43	1,380.606270	8.87%	7.86%	5.84%	6.53%	6.11%
27-Jul-23	845,146,519.23	1,380.363088	8.88%	7.88%	5.84%	6.53%	6.05%
26-Jul-23	844,932,830.00	1,380.252484	9.01%	7.95%	5.88%	6.55%	6.05%
25-Jul-23	845,597,404.35	1,380.568289	9.53%	8.20%	5.86%	6.73%	6.09%
24-Jul-23	853,799,120.48	1,380.384510	9.61%	7.33%	5.85%	6.62%	6.03%
23-Jul-23	854,249,930.04	1,380.211607	9.69%	7.63%	5.82%	6.63%	6.04%
22-Jul-23	854,106,004.85	1,379.979067	9.71%	7.65%	5.80%	6.62%	6.04%
21-Jul-23	853,962,080.80	1,379.746529	9.74%	7.67%	5.77%	6.62%	6.04%
20-Jul-23	944,074,686.87	1,379.798736	10.00%	7.81%	5.86%	6.66%	6.07%
19-Jul-23	775,000,861.58	1,380.065349	10.96%	8.05%	6.02%	6.74%	6.10%
18-Jul-23	856,071,584.31	1,380.812559	11.84%	8.49%	6.29%	6.88%	6.18%
17-Jul-23	855,716,465.61	1,381.664331	12.85%	8.98%	6.61%	7.05%	6.26%
16-Jul-23	852,278,020.42	1,376.440658	8.45%	6.83%	5.10%	6.29%	5.87%
15-Jul-23	852,118,332.35	1,376.182759	8.29%	6.84%	5.07%	6.28%	5.88%
14-Jul-23	851,958,639.54	1,375.924853	8.29%	6.85%	5.05%	6.86%	5.81%
13-Jul-23	851,569,148.76	1,375.057359	7.48%	5.90%	4.86%	6.77%	5.75%
12-Jul-23	851,768,605.94	1,374.960233	7.60%	5.97%	4.91%	6.79%	5.75%
11-Jul-23	851,853,304.95	1,374.475280	7.34%	5.87%	4.82%	6.16%	5.73%
10-Jul-23	851,640,433.78	1,374.266266	7.39%	5.12%	4.94%	6.16%	5.76%
9-Jul-23	875,605,086.68	1,374.300290	7.66%	5.22%	5.01%	6.19%	5.72%
8-Jul-23	875,439,006.55	1,374.039620	7.61%	5.19%	4.99%	6.18%	5.72%
7-Jul-23	875,272,921.49	1,373.778942	7.61%	4.99%	4.97%	6.18%	5.69%
6-Jul-23	875,150,606.75	1,373.613158	7.63%	5.30%	4.99%	6.19%	5.68%
5-Jul-23	875,003,548.39	1,373.328667	7.48%	5.28%	4.98%	6.18%	5.64%
4-Jul-23	874,808,888.13	1,373.261377	7.65%	5.37%	5.04%	6.20%	5.65%
3-Jul-23	875,349,637.93	1,372.888437	7.56%	5.28%	4.99%	6.16%	5.58%
2-Jul-23	876,491,107.80	1,372.630267	7.58%	5.24%	4.97%	6.15%	5.58%
1-Jul-23	876,320,458.74	1,372.363022	7.27%	5.20%	4.95%	6.14%	5.57%
30-Jun-23	876,149,804.56	1,372.095768	6.98%	4.80%	4.93%	6.14%	5.53%
29-Jun-23	875,553,736.16	1,370.863030	6.12%	4.37%	4.63%	5.99%	5.44%
28-Jun-23	875,289,931.81	1,370.612871	7.01%	4.37%	4.63%	5.98%	5.46%
27-Jun-23	875,357,431.67	1,370.358967	7.03%	4.37%	4.61%	5.98%	5.44%
26-Jun-23	875,583,178.51	1,370.103193	7.04%	4.08%	4.59%	5.97%	5.33%
25-Jun-23	876,017,753.40	1,369.841176	7.05%	4.04%	4.56%	5.92%	5.33%
24-Jun-23	875,845,501.70	1,369.571823	5.19%	3.95%	4.53%	5.92%	5.33%
23-Jun-23	875,673,245.11	1,369.302463	5.71%	3.90%	4.50%	5.91%	5.47%
22-Jun-23	875,417,227.85	1,369.048402	5.73%	3.85%	4.50%	5.91%	5.46%
21-Jun-23	828,262,228.39	1,368.784776	5.74%	3.84%	4.49%	5.90%	5.38%
20-Jun-23	903,947,313.71	1,368.545749	5.78%	3.85%	4.48%	6.81%	5.37%
19-Jun-23	908,475,702.31	1,367.747169	5.31%	3.57%	4.29%	6.72%	5.35%
18-Jun-23	911,069,858.46	1,367.501218	5.33%	3.55%	4.27%	6.71%	5.35%

Fecha	Patrimonio neto del Fondo	Valor Cuota	Rentabilidad				
			30 días	60 días	90 días	180 días	365 días
17-Jun-23	910,885,260.62	1,367.224139	5.33%	3.50%	4.24%	6.70%	5.34%
16-Jun-23	910,700,231.77	1,366.946414	5.33%	3.45%	4.21%	6.35%	5.33%
15-Jun-23	907,848,842.25	1,366.874879	5.52%	3.50%	4.26%	6.38%	5.35%
14-Jun-23	907,805,752.32	1,366.616601	5.54%	3.50%	4.26%	6.38%	5.23%
13-Jun-23	858,230,304.74	1,366.649958	4.40%	3.62%	4.32%	6.66%	5.53%
12-Jun-23	861,058,707.21	1,366.425267	4.43%	3.61%	4.31%	6.66%	5.40%
11-Jun-23	871,921,633.37	1,366.236160	4.50%	3.79%	4.30%	6.66%	5.40%
10-Jun-23	871,751,091.45	1,365.968933	2.91%	3.75%	4.27%	6.65%	5.40%
9-Jun-23	871,580,544.42	1,365.701699	2.85%	3.72%	4.29%	6.64%	5.39%
8-Jun-23	871,608,264.76	1,365.494145	2.85%	3.71%	4.30%	6.65%	5.39%
7-Jun-23	871,445,086.71	1,365.238504	2.43%	3.71%	4.30%	6.65%	5.39%
6-Jun-23	875,714,980.69	1,365.049532	3.03%	3.74%	4.20%	6.65%	5.39%
5-Jun-23	878,666,988.34	1,364.936421	3.16%	3.80%	4.21%	6.67%	5.40%
4-Jun-23	879,092,677.56	1,364.680685	3.16%	3.77%	4.59%	6.66%	5.39%
3-Jun-23	878,915,681.91	1,364.405922	3.06%	3.74%	4.56%	6.65%	5.39%
2-Jun-23	878,738,680.90	1,364.131150	2.97%	3.70%	4.53%	6.64%	5.41%
1-Jun-23	879,575,168.68	1,364.214262	3.19%	3.83%	4.63%	6.69%	5.43%
31-May-23	879,863,684.85	1,364.270812	2.69%	3.96%	4.73%	6.73%	5.39%
30-May-23	879,316,853.37	1,364.004731	2.68%	3.95%	4.68%	6.73%	5.38%
29-May-23	878,541,848.12	1,362.763825	1.79%	3.49%	4.35%	6.57%	5.30%
28-May-23	878,275,317.37	1,362.485681	1.76%	3.44%	4.46%	6.55%	5.29%
27-May-23	878,104,234.15	1,362.220277	1.16%	3.40%	4.50%	6.63%	5.29%
26-May-23	877,933,145.43	1,361.954863	1.08%	3.36%	4.50%	6.49%	5.27%
25-May-23	880,928,249.63	1,363.758257	2.75%	4.23%	5.13%	6.81%	5.42%
24-May-23	897,220,905.82	1,362.905841	2.12%	3.96%	4.95%	6.71%	5.36%
23-May-23	886,951,459.87	1,362.630770	2.01%	3.95%	4.93%	7.02%	5.35%
22-May-23	886,898,919.16	1,362.359978	1.99%	3.91%	5.95%	6.69%	5.34%
21-May-23	891,284,966.06	1,362.077268	1.96%	3.86%	5.91%	6.68%	5.34%
20-May-23	891,108,723.36	1,361.807931	1.87%	3.82%	5.96%	6.66%	5.34%
19-May-23	890,932,475.03	1,361.538585	1.81%	3.78%	5.98%	6.66%	5.27%
18-May-23	890,671,460.42	1,361.260158	1.71%	3.73%	5.96%	6.65%	5.26%
17-May-23	890,521,244.72	1,360.981455	1.60%	3.72%	5.95%	6.64%	5.25%
16-May-23	890,486,267.42	1,360.701955	1.51%	3.71%	5.94%	6.63%	5.37%
15-May-23	904,831,285.83	1,360.424116	1.49%	3.66%	6.48%	6.62%	5.23%
14-May-23	905,915,506.13	1,361.730773	2.88%	4.32%	6.95%	6.17%	5.35%
13-May-23	905,740,184.18	1,361.467237	2.82%	4.27%	6.01%	6.22%	5.35%
12-May-23	905,564,857.03	1,361.203693	3.11%	4.23%	6.00%	6.21%	5.33%
11-May-23	906,454,575.50	1,362.707661	4.63%	5.04%	6.53%	6.48%	5.25%
10-May-23	906,131,892.67	1,362.508049	4.63%	5.06%	6.55%	6.49%	5.24%
9-May-23	906,003,164.05	1,362.308242	4.62%	5.09%	6.57%	6.48%	5.23%
8-May-23	908,151,370.00	1,362.513297	5.02%	5.11%	6.70%	6.54%	5.24%
7-May-23	887,921,606.87	1,361.656900	4.48%	4.81%	6.52%	6.58%	5.20%
6-May-23	887,754,272.76	1,361.400288	4.47%	5.36%	6.51%	6.58%	5.19%
5-May-23	887,586,933.66	1,361.143668	4.42%	5.32%	6.49%	6.57%	5.20%
4-May-23	887,339,725.17	1,360.978820	4.45%	5.33%	6.52%	6.59%	5.19%
3-May-23	887,309,191.31	1,360.812165	4.47%	5.37%	6.56%	6.60%	5.18%
2-May-23	889,021,589.38	1,360.642553	4.50%	5.41%	6.75%	6.76%	5.19%
1-May-23	889,493,313.14	1,361.259245	5.27%	5.73%	7.01%	6.80%	5.25%
30-Apr-23	889,331,945.73	1,361.012292	5.27%	5.69%	6.99%	6.79%	5.25%
29-Apr-23	889,169,079.99	1,360.763046	5.22%	5.86%	6.98%	6.65%	5.20%
28-Apr-23	889,010,361.68	1,360.520147	5.16%	5.93%	6.98%	6.70%	5.23%
27-Apr-23	889,130,773.57	1,360.918701	5.68%	6.22%	7.17%	6.80%	5.36%
26-Apr-23	843,846,994.62	1,360.749140	5.66%	6.27%	7.19%	6.81%	5.08%

Fecha	Patrimonio neto del Fondo	Valor Cuota	Rentabilidad				
			30 días	60 días	90 días	180 días	365 días
25-Apr-23	886,451,158.86	1,360.685814	5.76%	6.36%	7.42%	6.86%	5.12%
24-Apr-23	886,275,158.17	1,360.530983	5.84%	6.38%	7.22%	6.84%	5.13%
23-Apr-23	897,434,622.76	1,360.388004	5.94%	7.93%	7.24%	6.85%	5.14%
22-Apr-23	897,269,074.15	1,360.137055	5.88%	7.88%	7.22%	6.72%	5.20%
21-Apr-23	897,103,506.48	1,359.886077	5.81%	7.97%	7.21%	6.72%	5.18%
20-Apr-23	897,656,634.72	1,359.719137	5.81%	8.03%	7.23%	6.73%	5.18%
19-Apr-23	897,522,083.59	1,359.515326	5.78%	8.04%	7.24%	6.74%	5.08%
18-Apr-23	897,292,513.06	1,359.353797	5.79%	8.07%	7.25%	6.80%	5.09%
17-Apr-23	897,171,882.56	1,359.192979	5.87%	8.11%	7.27%	6.54%	5.10%
16-Apr-23	897,570,171.15	1,359.014480	5.94%	8.95%	7.28%	6.89%	5.10%
15-Apr-23	897,404,451.75	1,358.763564	5.87%	8.94%	7.26%	6.89%	5.10%
14-Apr-23	897,238,727.42	1,358.512640	5.80%	7.57%	8.41%	6.89%	5.10%
13-Apr-23	898,338,740.84	1,358.317907	5.78%	7.59%	8.44%	6.90%	5.10%
12-Apr-23	898,795,243.86	1,357.731109	5.40%	7.45%	8.33%	6.85%	5.07%
11-Apr-23	898,557,148.63	1,357.539888	5.51%	7.48%	7.17%	6.85%	5.06%
10-Apr-23	898,291,341.11	1,357.345679	5.56%	7.51%	7.17%	6.86%	5.09%
9-Apr-23	898,639,165.22	1,357.160013	5.62%	7.53%	7.17%	6.51%	5.09%
8-Apr-23	898,474,345.67	1,356.911096	5.26%	7.52%	7.15%	6.51%	5.09%
7-Apr-23	898,309,521.22	1,356.662172	5.19%	7.52%	7.15%	6.34%	4.59%
6-Apr-23	898,144,766.87	1,356.413353	6.31%	7.50%	7.14%	6.35%	4.63%
5-Apr-23	898,004,688.09	1,356.216901	6.29%	7.53%	7.15%	6.36%	4.63%
4-Apr-23	900,779,171.28	1,356.023069	6.28%	7.56%	7.14%	6.38%	4.59%
3-Apr-23	900,778,488.88	1,355.830087	6.34%	7.83%	7.14%	6.39%	4.59%
2-Apr-23	900,904,403.31	1,355.631352	6.39%	7.85%	7.13%	6.39%	4.59%
1-Apr-23	900,743,916.61	1,355.389860	6.28%	7.83%	7.12%	6.39%	4.59%
31-Mar-23	900,577,636.84	1,355.139652	6.18%	7.81%	7.11%	6.38%	4.56%
30-Mar-23	903,159,792.50	1,354.944473	6.59%	7.83%	7.13%	6.39%	4.57%
29-Mar-23	863,251,635.75	1,354.771100	6.77%	7.86%	7.14%	6.41%	4.57%
28-Mar-23	869,548,627.11	1,354.596238	6.86%	7.89%	7.16%	6.41%	4.65%
27-Mar-23	904,913,158.64	1,354.442827	6.97%	8.18%	7.17%	6.36%	4.59%
26-Mar-23	904,111,878.40	1,354.274903	7.06%	7.88%	7.10%	6.36%	4.59%
25-Mar-23	903,946,943.60	1,354.027846	7.03%	7.86%	7.10%	6.25%	4.59%
24-Mar-23	903,782,003.98	1,353.780782	10.09%	7.84%	7.08%	6.09%	4.59%
23-Mar-23	903,886,802.84	1,353.595012	10.04%	7.85%	7.10%	6.10%	4.59%
22-Mar-23	904,407,468.55	1,353.424452	10.29%	7.88%	7.12%	6.11%	4.36%
21-Mar-23	904,234,046.11	1,353.257092	10.42%	7.91%	8.93%	6.11%	4.27%
20-Mar-23	904,995,816.94	1,353.088744	10.47%	7.92%	8.95%	6.05%	4.23%
19-Mar-23	905,374,652.41	1,352.915997	10.52%	7.94%	8.96%	6.04%	4.24%
18-Mar-23	905,205,035.66	1,352.662536	10.51%	7.92%	8.95%	6.03%	4.23%
17-Mar-23	905,035,414.64	1,352.409069	12.16%	7.89%	8.25%	6.03%	4.20%
16-Mar-23	904,470,123.08	1,352.236639	12.22%	9.59%	8.28%	6.04%	4.26%
15-Mar-23	904,412,414.37	1,352.067962	9.49%	9.64%	8.30%	5.75%	4.25%
14-Mar-23	904,544,818.97	1,351.900091	9.55%	9.67%	8.80%	6.04%	4.20%
13-Mar-23	904,416,591.34	1,351.733128	9.64%	8.01%	8.81%	6.03%	4.18%
12-Mar-23	903,274,156.65	1,351.416822	9.59%	7.95%	8.78%	6.00%	4.16%
11-Mar-23	903,106,962.92	1,351.166678	9.60%	7.92%	8.76%	6.04%	4.16%
10-Mar-23	902,939,764.27	1,350.916527	9.59%	7.89%	8.75%	6.01%	3.96%
9-Mar-23	903,798,535.65	1,351.069251	9.93%	8.06%	8.87%	6.08%	3.91%
8-Mar-23	903,689,605.46	1,350.896606	9.99%	8.08%	8.90%	6.09%	3.85%
7-Mar-23	902,419,646.49	1,349.410842	8.82%	7.52%	8.51%	5.87%	3.74%
6-Mar-23	901,596,943.91	1,349.239375	8.91%	7.52%	8.52%	5.84%	3.40%
5-Mar-23	904,342,925.03	1,349.059698	8.99%	7.52%	8.52%	5.80%	3.40%
4-Mar-23	904,172,256.82	1,348.805103	9.48%	7.49%	8.51%	5.74%	3.40%

Fecha	Patrimonio neto del Fondo	Valor Cuota	Rentabilidad				
			30 días	60 días	90 días	180 días	365 días
3-Mar-23	904,001,583.94	1,348.550500	9.46%	7.46%	8.50%	5.68%	3.29%
2-Mar-23	904,086,082.53	1,348.430085	9.54%	7.51%	8.53%	5.70%	3.21%
1-Mar-23	910,710,887.99	1,348.289181	9.59%	7.55%	8.56%	5.72%	3.22%
28-Feb-23	1,002,689,311.75	1,347.650415	9.23%	7.37%	8.43%	5.57%	3.14%
27-Feb-23	1,001,872,141.20	1,347.268997	9.10%	7.30%	8.37%	5.51%	3.23%
26-Feb-23	1,001,672,782.01	1,347.000908	9.07%	7.27%	8.34%	5.49%	3.23%
25-Feb-23	1,001,473,416.91	1,346.732812	9.57%	7.12%	8.51%	5.48%	3.22%
24-Feb-23	1,001,274,046.00	1,346.464708	8.85%	7.10%	8.22%	5.87%	3.12%
23-Feb-23	929,885,953.29	1,346.252271	8.84%	7.10%	8.23%	5.88%	3.05%
22-Feb-23	929,120,189.60	1,342.645420	5.74%	5.59%	7.20%	5.36%	2.68%
21-Feb-23	929,322,402.03	1,342.514481	5.81%	5.64%	7.84%	4.99%	2.69%
20-Feb-23	1,069,643,826.03	1,342.075246	5.62%	8.15%	7.13%	5.05%	2.66%
19-Feb-23	1,069,409,553.01	1,341.766332	5.56%	8.11%	7.11%	5.06%	2.64%
18-Feb-23	1,069,230,508.44	1,341.541688	5.53%	8.10%	7.09%	5.10%	2.64%
17-Feb-23	1,069,051,458.54	1,341.317038	5.52%	8.10%	7.09%	5.06%	2.57%
16-Feb-23	899,482,091.34	1,341.073013	5.48%	7.10%	7.09%	5.06%	2.58%
15-Feb-23	897,988,566.43	1,339.021920	3.79%	6.28%	6.53%	4.78%	2.36%
14-Feb-23	899,321,987.42	1,338.789639	7.20%	6.29%	6.52%	4.80%	2.37%
13-Feb-23	905,967,581.62	1,341.600403	10.02%	8.34%	7.45%	5.07%	2.47%
12-Feb-23	926,448,651.69	1,341.368991	10.03%	8.33%	6.10%	5.08%	2.46%
11-Feb-23	926,267,755.08	1,341.107078	6.53%	8.31%	6.18%	5.08%	2.45%
10-Feb-23	926,086,635.82	1,340.844842	6.46%	8.28%	6.17%	5.07%	2.40%
9-Feb-23	928,718,177.62	1,340.584896	6.39%	8.26%	6.16%	5.07%	2.35%
8-Feb-23	928,544,840.41	1,340.356336	6.35%	8.27%	6.17%	5.08%	2.41%
7-Feb-23	928,398,428.19	1,340.127799	6.35%	8.27%	6.15%	6.28%	2.34%
6-Feb-23	928,680,671.96	1,339.898536	6.34%	8.27%	6.13%	5.75%	2.32%
5-Feb-23	929,789,720.24	1,339.701227	6.36%	8.27%	6.42%	5.99%	2.31%
4-Feb-23	929,603,183.97	1,339.432454	6.28%	8.24%	6.40%	5.91%	2.30%
3-Feb-23	929,416,636.92	1,339.163665	6.19%	8.21%	6.38%	5.90%	2.30%
2-Feb-23	934,676,863.21	1,338.376855	5.64%	7.96%	6.22%	5.82%	2.25%
1-Feb-23	837,787,410.46	1,338.145006	5.59%	7.95%	6.23%	5.82%	2.21%
31-Jan-23	839,259,721.91	1,337.943634	5.63%	7.97%	6.53%	5.52%	2.20%
30-Jan-23	839,585,000.15	1,337.742153	5.66%	7.97%	6.36%	5.52%	2.22%
29-Jan-23	839,437,054.34	1,337.506425	5.65%	7.95%	6.34%	5.52%	2.21%
28-Jan-23	839,289,104.12	1,337.270691	5.63%	7.92%	6.08%	5.51%	2.20%
27-Jan-23	839,141,149.50	1,337.034949	5.60%	8.18%	6.16%	5.50%	2.19%
26-Jan-23	838,700,761.44	1,336.226700	4.80%	7.52%	5.99%	5.41%	1.98%
25-Jan-23	838,746,169.74	1,336.737830	5.48%	7.86%	6.23%	5.53%	2.03%
24-Jan-23	838,506,507.40	1,336.538646	5.49%	7.87%	6.27%	5.53%	2.04%
23-Jan-23	838,242,599.45	1,336.338781	5.52%	8.78%	6.22%	5.40%	2.03%
22-Jan-23	840,227,116.12	1,336.138241	5.56%	7.86%	6.23%	5.40%	2.03%
21-Jan-23	840,078,371.51	1,335.901706	10.85%	7.86%	5.97%	5.40%	2.02%
20-Jan-23	839,929,627.10	1,335.665171	10.83%	7.83%	5.97%	5.27%	2.01%
19-Jan-23	839,854,337.16	1,335.469770	10.84%	7.83%	5.99%	5.28%	1.97%
18-Jan-23	841,710,549.31	1,335.261213	10.84%	7.84%	6.01%	5.29%	1.98%
17-Jan-23	841,747,032.33	1,335.060309	8.84%	7.86%	6.11%	5.29%	1.95%
16-Jan-23	846,424,397.17	1,334.861784	8.88%	7.86%	5.58%	5.29%	1.94%
15-Jan-23	850,986,276.87	1,330.911647	5.47%	6.17%	5.11%	4.71%	1.64%
14-Jan-23	850,811,592.07	1,330.638447	6.84%	4.18%	5.09%	4.70%	1.63%
13-Jan-23	850,659,929.03	1,330.401251	6.81%	4.31%	5.09%	4.69%	1.67%
12-Jan-23	853,522,547.48	1,333.945068	10.26%	6.01%	6.27%	5.28%	1.95%
11-Jan-23	852,449,437.34	1,333.759761	10.28%	6.04%	6.29%	5.30%	1.94%
10-Jan-23	854,518,309.94	1,333.576716	10.30%	6.07%	6.31%	5.17%	1.94%

Fecha	Patrimonio neto del Fondo	Valor Cuota	Rentabilidad				
			30 días	60 días	90 días	180 días	365 días
9-Jan-23	854,400,857.49	1,333.393100	10.35%	6.06%	6.32%	5.15%	1.93%
8-Jan-23	854,260,473.48	1,333.174014	10.37%	6.04%	5.62%	5.15%	1.93%
7-Jan-23	854,120,085.28	1,332.954922	10.37%	6.45%	5.63%	5.13%	1.92%
6-Jan-23	853,979,692.91	1,332.735823	10.35%	6.44%	5.31%	5.19%	1.88%
5-Jan-23	853,840,181.94	1,332.550358	10.37%	6.45%	5.33%	5.09%	1.88%
4-Jan-23	853,928,954.44	1,332.386031	10.41%	6.49%	5.37%	5.10%	1.77%
3-Jan-23	854,154,569.81	1,332.201163	10.43%	6.52%	5.41%	5.05%	1.79%
2-Jan-23	854,426,017.73	1,332.020054	10.48%	6.98%	5.43%	5.02%	1.73%
1-Jan-23	854,275,518.63	1,331.785431	10.48%	6.72%	5.42%	4.96%	1.72%
31-Dec-22	854,125,015.00	1,331.550801	10.45%	6.69%	5.42%	4.95%	1.71%
30-Dec-22	853,978,929.96	1,331.323060	10.42%	6.30%	5.41%	4.83%	1.84%
29-Dec-22	854,529,389.54	1,331.110179	10.36%	6.43%	5.43%	4.83%	1.83%
28-Dec-22	860,480,869.78	1,330.906169	10.92%	6.46%	5.45%	4.84%	1.85%
27-Dec-22	861,641,735.42	1,330.973032	10.39%	6.61%	5.53%	4.80%	1.85%
26-Dec-22	862,984,745.57	1,330.741294	10.39%	6.65%	5.41%	4.77%	1.87%
25-Dec-22	863,238,905.74	1,330.537309	10.42%	6.57%	5.39%	4.82%	1.87%
24-Dec-22	863,083,936.28	1,330.298450	12.23%	6.57%	5.17%	4.79%	1.86%
23-Dec-22	862,928,962.36	1,330.059584	10.32%	6.19%	4.85%	4.57%	1.85%
22-Dec-22	859,494,090.08	1,324.089153	5.03%	3.58%	3.09%	3.67%	1.36%
21-Dec-22	859,708,612.27	1,323.885050	4.99%	3.61%	3.11%	3.68%	1.32%
20-Dec-22	860,053,942.20	1,323.680299	4.99%	3.63%	3.09%	3.96%	1.29%
19-Dec-22	861,764,208.44	1,323.466638	5.01%	3.79%	2.95%	3.95%	1.26%
18-Dec-22	863,511,026.23	1,325.431646	7.04%	3.99%	3.60%	4.14%	1.42%
17-Dec-22	863,355,278.95	1,325.192585	7.00%	4.97%	3.57%	4.13%	1.41%
16-Dec-22	863,199,526.26	1,324.953515	6.97%	4.97%	3.58%	4.16%	1.34%
15-Dec-22	861,987,864.34	1,323.200998	1.57%	4.28%	3.12%	3.92%	1.18%
14-Dec-22	864,884,976.56	1,322.996851	1.87%	4.30%	2.53%	3.92%	1.26%
13-Dec-22	864,928,659.65	1,322.790951	1.87%	4.33%	3.09%	3.92%	1.16%
12-Dec-22	864,672,245.48	1,322.586651	1.91%	4.34%	3.06%	3.92%	1.12%
11-Dec-22	866,647,934.31	1,322.383402	1.94%	4.35%	3.03%	3.71%	1.12%
10-Dec-22	866,490,457.02	1,322.143114	1.88%	3.31%	3.11%	4.25%	1.11%
9-Dec-22	866,333,119.04	1,321.903038	1.82%	3.31%	3.06%	3.98%	1.11%
8-Dec-22	868,630,831.35	1,321.692032	2.64%	2.84%	3.07%	3.98%	1.13%
7-Dec-22	869,364,101.35	1,321.493413	2.64%	2.87%	3.09%	3.99%	0.90%
6-Dec-22	867,980,646.69	1,321.293202	2.65%	2.90%	3.05%	3.99%	0.97%
5-Dec-22	867,936,555.97	1,321.084737	2.69%	2.96%	2.97%	3.98%	0.97%
4-Dec-22	819,744,375.53	1,320.874317	2.73%	2.97%	2.89%	3.98%	0.96%
3-Dec-22	819,604,872.93	1,320.649533	3.62%	2.96%	2.77%	3.98%	0.95%
2-Dec-22	819,460,157.34	1,320.416349	3.08%	2.95%	2.66%	3.97%	0.93%
1-Dec-22	819,084,920.87	1,320.215751	3.05%	2.96%	2.68%	3.97%	0.86%
30-Nov-22	822,467,442.89	1,320.023043	2.30%	3.00%	2.70%	3.98%	0.88%
29-Nov-22	837,057,878.51	1,319.866803	2.62%	3.05%	2.56%	4.04%	0.89%
28-Nov-22	825,732,061.93	1,319.066247	2.12%	2.76%	2.29%	3.94%	0.86%
27-Nov-22	826,660,354.16	1,319.703524	2.95%	2.98%	2.54%	3.94%	0.92%
26-Nov-22	826,515,040.52	1,319.471542	3.04%	2.94%	2.53%	3.93%	0.91%
25-Nov-22	826,369,722.56	1,319.239552	2.84%	2.62%	3.31%	3.92%	0.92%
24-Nov-22	825,006,770.61	1,317.062111	1.04%	1.26%	2.72%	3.61%	0.75%
23-Nov-22	826,723,724.16	1,318.873150	2.18%	2.21%	3.36%	3.94%	0.88%
22-Nov-22	827,272,600.00	1,318.638880	2.17%	2.22%	2.59%	3.89%	0.90%
21-Nov-22	827,974,723.25	1,318.477520	2.26%	2.22%	2.79%	3.89%	0.87%
20-Nov-22	833,300,151.29	1,318.272920	2.31%	2.01%	2.84%	3.88%	0.86%
19-Nov-22	833,154,381.55	1,318.042313	2.60%	1.98%	2.92%	3.87%	0.85%
18-Nov-22	833,008,607.71	1,317.811701	0.99%	1.93%	2.83%	3.85%	0.83%

Fecha	Patrimonio neto del Fondo	Valor Cuota	Rentabilidad				
			30 días	60 días	90 días	180 días	365 días
17-Nov-22	822,341,145.94	1,317.609228	3.00%	1.96%	2.85%	3.85%	0.82%
16-Nov-22	827,533,965.06	1,317.409423	3.03%	1.98%	2.87%	3.86%	0.83%
15-Nov-22	915,542,787.76	1,321.493635	7.03%	3.09%	4.23%	4.41%	1.18%
14-Nov-22	915,306,030.98	1,320.965563	6.78%	3.77%	3.75%	4.35%	1.03%
13-Nov-22	923,417,272.24	1,320.756811	6.83%	3.72%	3.77%	4.34%	1.02%
12-Nov-22	923,250,481.66	1,320.518251	6.82%	3.65%	3.78%	4.58%	1.01%
11-Nov-22	923,083,685.81	1,320.279685	6.81%	3.78%	3.75%	4.31%	0.99%
10-Nov-22	922,869,116.84	1,320.108099	4.78%	3.73%	3.79%	4.32%	0.99%
9-Nov-22	926,937,015.58	1,319.932231	4.84%	3.77%	3.82%	4.33%	0.94%
8-Nov-22	926,081,470.60	1,318.831555	3.07%	3.38%	5.91%	4.16%	0.87%
7-Nov-22	932,838,341.14	1,318.627985	3.12%	3.32%	4.89%	3.74%	0.85%
6-Nov-22	936,549,244.97	1,318.417176	3.18%	3.20%	5.34%	3.71%	0.84%
5-Nov-22	936,371,125.95	1,318.166431	3.25%	3.06%	5.20%	3.70%	0.84%
4-Nov-22	936,193,001.81	1,317.915679	3.22%	2.87%	5.18%	3.65%	0.83%
3-Nov-22	935,513,979.37	1,316.736162	2.33%	2.28%	4.89%	3.50%	0.79%
2-Nov-22	935,805,972.43	1,317.076992	2.84%	2.55%	5.07%	3.59%	0.79%
1-Nov-22	935,632,408.04	1,316.916691	2.89%	2.60%	4.49%	3.60%	0.80%
31-Oct-22	1,037,107,496.11	1,317.534263	3.72%	2.74%	4.75%	3.72%	0.88%
30-Oct-22	1,042,254,426.32	1,317.032371	3.50%	2.48%	4.65%	3.64%	0.85%
29-Oct-22	1,042,049,110.78	1,316.772926	3.42%	2.44%	4.64%	3.64%	0.83%
28-Oct-22	1,041,843,789.13	1,316.513474	3.04%	2.41%	4.61%	3.64%	0.84%
27-Oct-22	1,039,803,932.15	1,316.183630	2.86%	3.52%	4.58%	3.63%	0.87%
26-Oct-22	1,042,154,695.18	1,316.162966	2.42%	3.63%	4.65%	3.55%	0.87%
25-Oct-22	1,043,789,360.82	1,315.932028	1.48%	3.65%	4.63%	3.62%	0.86%
24-Oct-22	1,049,200,526.52	1,316.518768	2.26%	2.89%	4.63%	3.90%	0.92%
23-Oct-22	1,059,826,937.64	1,316.288968	2.28%	3.15%	4.62%	3.35%	0.91%
22-Oct-22	1,059,618,831.18	1,316.030503	2.20%	3.20%	4.60%	3.39%	0.90%
21-Oct-22	1,059,410,598.54	1,315.771881	1.72%	3.31%	4.34%	3.38%	0.83%
20-Oct-22	1,059,044,599.69	1,315.229265	1.36%	3.03%	4.25%	3.34%	0.81%
19-Oct-22	1,060,576,046.12	1,316.742452	2.89%	3.84%	4.80%	3.75%	0.92%
18-Oct-22	1,058,873,876.04	1,314.366464	0.92%	2.87%	4.13%	3.37%	0.76%
17-Oct-22	1,058,789,465.86	1,314.134891	0.94%	2.91%	4.13%	3.36%	0.74%
16-Oct-22	1,059,610,246.05	1,313.900499	-0.82%	2.34%	4.12%	3.16%	0.73%
15-Oct-22	1,059,400,211.04	1,313.640059	0.80%	2.34%	4.10%	3.15%	0.72%
14-Oct-22	1,059,190,084.47	1,313.379505	0.66%	2.34%	4.08%	3.16%	0.71%
13-Oct-22	1,059,419,421.57	1,313.154999	0.52%	2.31%	4.08%	3.16%	0.70%
12-Oct-22	1,059,320,488.18	1,312.929258	0.80%	2.33%	4.09%	3.16%	0.68%
11-Oct-22	1,062,260,692.79	1,314.941078	2.71%	3.39%	4.53%	3.51%	0.84%
10-Oct-22	1,066,834,015.37	1,314.703261	2.73%	6.86%	4.48%	3.50%	0.81%
9-Oct-22	1,070,797,674.79	1,315.516476	3.72%	5.82%	4.79%	3.65%	0.88%
8-Oct-22	1,070,580,811.56	1,315.250051	3.54%	6.47%	4.75%	3.63%	0.87%
7-Oct-22	1,070,363,942.04	1,314.983618	3.26%	6.24%	4.85%	3.66%	0.86%
6-Oct-22	1,070,259,663.75	1,314.658141	2.90%	6.18%	4.59%	3.64%	0.84%
5-Oct-22	1,068,663,089.20	1,314.432878	2.54%	6.19%	4.60%	3.64%	0.85%
4-Oct-22	1,069,029,762.50	1,314.217443	2.24%	6.21%	4.49%	2.67%	0.85%
3-Oct-22	1,072,656,545.67	1,314.005172	2.28%	5.33%	4.43%	2.76%	0.85%
2-Oct-22	1,076,064,821.97	1,313.791679	2.32%	5.32%	4.30%	2.75%	0.84%
1-Oct-22	1,075,844,417.70	1,313.522582	1.78%	5.29%	4.28%	2.67%	0.82%
30-Sep-22	1,075,624,007.34	1,313.253478	1.48%	5.27%	4.02%	2.65%	0.77%
29-Sep-22	1,075,618,866.43	1,313.083365	1.48%	5.27%	4.04%	2.65%	0.77%
28-Sep-22	1,076,006,345.73	1,313.236499	1.80%	5.44%	4.16%	2.71%	0.78%
27-Sep-22	1,081,439,209.03	1,313.098533	4.22%	5.49%	4.02%	2.67%	0.74%
26-Sep-22	1,084,831,051.62	1,313.547014	4.88%	5.78%	4.18%	2.78%	0.79%

Fecha	Patrimonio neto del Fondo	Valor Cuota	Rentabilidad				
			30 días	60 días	90 días	180 días	365 días
25-Sep-22	1,086,985,459.89	1,314.335128	5.86%	5.86%	4.58%	2.94%	0.86%
24-Sep-22	1,086,774,580.47	1,314.080142	3.55%	5.84%	4.52%	3.09%	0.84%
23-Sep-22	1,086,563,694.92	1,313.825148	4.05%	5.82%	4.08%	2.94%	0.83%
22-Sep-22	1,086,169,544.83	1,313.655522	4.23%	5.48%	4.09%	2.95%	0.84%
21-Sep-22	1,087,073,864.58	1,313.910937	4.93%	5.71%	4.24%	3.02%	0.88%
20-Sep-22	1,087,449,558.56	1,313.760332	4.72%	5.75%	4.83%	3.03%	0.83%
19-Sep-22	1,090,284,372.40	1,313.622526	4.83%	5.79%	4.83%	3.04%	0.83%
18-Sep-22	1,090,073,793.37	1,313.368811	4.84%	5.78%	4.52%	2.59%	0.81%
17-Sep-22	1,089,863,234.40	1,313.115121	4.89%	5.76%	4.49%	2.39%	0.80%
16-Sep-22	1,091,253,607.25	1,314.790303	5.52%	6.62%	5.14%	2.60%	0.89%
15-Sep-22	1,088,491,123.78	1,312.781554	3.89%	5.78%	4.59%	2.32%	0.75%
14-Sep-22	1,088,340,619.86	1,312.670293	4.04%	5.84%	4.62%	2.34%	0.73%
13-Sep-22	1,088,276,581.36	1,312.592728	4.12%	5.92%	4.65%	2.30%	0.71%
12-Sep-22	1,090,258,356.82	1,312.066781	3.88%	5.40%	4.55%	2.36%	0.70%
11-Sep-22	1,093,261,497.16	1,312.014872	4.09%	5.41%	4.18%	2.35%	0.70%
10-Sep-22	1,093,050,790.55	1,311.762005	11.12%	5.37%	5.24%	2.25%	0.69%
9-Sep-22	1,092,840,077.89	1,311.509130	8.01%	5.32%	4.70%	2.18%	0.64%
8-Sep-22	1,092,503,773.80	1,311.439390	9.51%	5.56%	4.76%	2.20%	0.67%
7-Sep-22	1,094,006,456.69	1,311.472976	9.33%	5.35%	4.84%	2.23%	0.79%
6-Sep-22	1,095,112,040.80	1,311.530773	9.56%	5.49%	4.92%	1.88%	0.82%
5-Sep-22	1,099,040,073.94	1,311.698593	9.95%	5.51%	5.03%	1.80%	0.86%
4-Sep-22	1,100,783,388.95	1,311.800895	10.29%	5.56%	5.13%	1.71%	0.88%
3-Sep-22	1,100,569,543.91	1,311.546057	8.45%	5.35%	5.10%	1.67%	0.86%
2-Sep-22	1,100,355,692.27	1,311.291210	8.40%	5.32%	5.08%	1.01%	0.88%
1-Sep-22	1,101,023,974.25	1,311.598512	8.88%	5.21%	5.25%	1.08%	0.95%
31-Aug-22	1,100,807,441.53	1,311.659294	9.14%	5.34%	5.34%	1.11%	1.03%
30-Aug-22	1,100,073,287.98	1,311.490081	9.13%	5.37%	5.45%	0.92%	1.01%
29-Aug-22	1,103,198,961.73	1,311.301801	9.17%	5.15%	5.44%	0.75%	1.03%
28-Aug-22	1,102,694,571.26	1,308.562711	6.83%	3.92%	4.40%	0.35%	0.83%
27-Aug-22	1,102,474,376.05	1,308.301406	6.76%	4.01%	4.36%	0.27%	0.81%
26-Aug-22	1,102,254,171.61	1,308.040091	5.95%	3.93%	4.33%	0.46%	0.82%
25-Aug-22	1,104,423,056.60	1,310.257218	8.21%	4.41%	5.10%	0.83%	1.01%
24-Aug-22	1,104,209,871.59	1,309.462668	7.67%	4.15%	4.92%	0.73%	0.97%
23-Aug-22	1,117,783,335.35	1,309.109113	6.80%	4.09%	4.80%	0.53%	0.99%
22-Aug-22	1,117,940,581.19	1,308.609350	6.57%	4.79%	4.69%	0.34%	0.98%
21-Aug-22	1,124,831,008.88	1,308.688432	6.87%	4.89%	4.76%	0.16%	0.99%
20-Aug-22	1,124,604,271.84	1,308.424635	6.83%	4.43%	4.72%	0.17%	0.98%
19-Aug-22	1,124,377,528.07	1,308.160829	6.80%	4.38%	4.67%	0.13%	0.99%
18-Aug-22	1,134,692,715.68	1,307.859242	6.72%	4.44%	4.65%	0.10%	0.94%
17-Aug-22	1,138,483,684.24	1,308.854049	7.84%	5.00%	5.04%	0.28%	1.07%
16-Aug-22	1,138,606,053.25	1,308.595136	7.75%	4.98%	4.77%	0.14%	1.07%
15-Aug-22	1,138,367,749.60	1,308.321255	7.73%	4.93%	4.73%	0.15%	1.05%
14-Aug-22	1,141,645,387.28	1,308.167754	7.82%	4.96%	4.73%	0.00%	1.04%
13-Aug-22	1,141,407,767.92	1,307.895475	7.00%	4.31%	5.19%	0.02%	1.03%
12-Aug-22	1,141,169,594.16	1,307.622561	6.82%	5.86%	4.65%	-0.26%	1.05%
11-Aug-22	1,146,239,681.46	1,299.877784	-0.28%	1.59%	2.30%	-1.44%	0.42%
10-Aug-22	1,148,171,410.71	1,302.930000	2.71%	3.13%	3.32%	-0.94%	0.67%
9-Aug-22	1,136,931,639.58	1,301.267698	1.70%	2.46%	2.82%	-1.27%	0.50%
8-Aug-22	1,146,978,841.76	1,301.490000	1.46%	2.65%	2.10%	-1.28%	0.55%
7-Aug-22	1,158,184,260.01	1,301.306940	1.51%	2.66%	2.06%	-1.17%	0.54%
6-Aug-22	1,157,959,416.62	1,301.054312	1.16%	2.63%	2.03%	-1.31%	0.52%
5-Aug-22	1,157,734,566.47	1,300.801676	0.92%	2.60%	1.93%	-1.36%	0.50%
4-Aug-22	1,160,294,710.95	1,302.498198	2.34%	3.47%	2.53%	-1.07%	0.72%

Fecha	Patrimonio neto del Fondo	Valor Cuota	Rentabilidad				
			30 días	60 días	90 días	180 días	365 días
3-Aug-22	1,170,933,564.90	1,302.295160	2.32%	3.48%	2.54%	-1.08%	0.69%
2-Aug-22	1,171,329,639.44	1,302.089887	1.61%	3.50%	2.56%	-1.09%	0.78%
1-Aug-22	1,171,336,723.52	1,301.883181	1.63%	3.64%	2.53%	-1.09%	0.86%
31-Jul-22	1,184,454,881.98	1,301.717716	1.70%	3.63%	2.48%	-1.17%	0.85%
30-Jul-22	1,184,245,196.54	1,301.487272	1.20%	3.25%	2.49%	-1.19%	0.84%
29-Jul-22	1,184,035,422.29	1,301.256729	1.05%	3.22%	2.49%	-1.16%	0.84%
28-Jul-22	1,187,742,725.33	1,301.072065	1.32%	3.20%	2.51%	-1.17%	0.89%
27-Jul-22	1,190,822,050.92	1,301.671780	1.94%	3.59%	2.55%	-1.05%	1.06%
26-Jul-22	1,191,720,055.87	1,301.472652	0.67%	3.60%	2.70%	-1.06%	0.98%
25-Jul-22	1,194,298,354.47	1,301.261057	0.69%	3.49%	3.00%	-1.40%	1.02%
24-Jul-22	1,195,381,219.49	1,301.829425	1.43%	3.82%	2.17%	-1.28%	1.07%
23-Jul-22	1,195,154,557.09	1,301.582578	3.06%	3.77%	2.24%	-1.28%	1.06%
22-Jul-22	1,194,927,894.96	1,301.335732	2.97%	3.72%	2.24%	-1.30%	1.08%
21-Jul-22	1,193,731,227.85	1,301.116114	2.07%	3.67%	2.25%	-1.32%	1.14%
20-Jul-22	1,195,731,168.50	1,300.894489	2.02%	3.68%	2.52%	-1.33%	1.11%
19-Jul-22	1,207,339,714.62	1,300.672293	2.20%	3.68%	2.45%	-1.35%	1.12%
18-Jul-22	1,206,072,672.14	1,300.477813	2.23%	3.32%	2.43%	-1.42%	1.12%
17-Jul-22	1,211,355,127.58	1,300.309578	2.28%	3.30%	2.06%	-1.40%	1.11%
16-Jul-22	1,211,126,113.93	1,300.063747	2.19%	3.26%	2.04%	-1.47%	1.10%
15-Jul-22	1,210,897,093.54	1,299.817908	2.17%	3.95%	2.06%	-1.50%	1.09%
14-Jul-22	1,210,388,666.87	1,300.411545	1.66%	3.57%	2.32%	-1.39%	1.15%
13-Jul-22	1,215,752,342.55	1,300.338557	5.00%	3.64%	2.36%	-1.38%	1.15%
12-Jul-22	1,218,347,032.31	1,300.172395	3.47%	3.67%	2.38%	-1.29%	1.17%
11-Jul-22	1,227,687,619.62	1,300.039561	3.57%	3.62%	2.39%	-1.30%	1.20%
10-Jul-22	1,235,970,010.93	1,299.457234	3.25%	2.19%	2.26%	-1.37%	1.16%
9-Jul-22	1,236,420,318.91	1,299.930673	3.86%	2.44%	2.46%	-1.28%	1.21%
8-Jul-22	1,236,195,168.27	1,299.693957	3.82%	2.40%	2.52%	-1.30%	1.18%
7-Jul-22	1,237,993,917.79	1,299.813209	4.12%	2.43%	2.63%	-1.26%	1.26%
6-Jul-22	1,267,670,559.86	1,299.815929	4.29%	2.53%	2.69%	-1.24%	1.30%
5-Jul-22	1,243,839,084.50	1,300.001991	4.64%	2.72%	0.89%	-1.26%	1.35%
4-Jul-22	1,245,258,722.68	1,299.817942	4.68%	2.76%	1.09%	-1.26%	1.43%
3-Jul-22	1,246,949,887.54	1,300.367106	5.42%	3.07%	1.30%	-1.36%	1.48%
2-Jul-22	1,246,728,491.83	1,300.136226	5.68%	2.97%	1.15%	-1.34%	1.46%
1-Jul-22	1,246,505,674.14	1,299.903863	5.60%	2.97%	1.12%	-1.47%	1.44%
30-Jun-22	1,248,499,744.69	1,300.202730	5.33%	3.22%	1.28%	-1.40%	1.54%
29-Jun-22	1,253,366,992.74	1,300.136099	5.41%	3.31%	1.32%	-1.39%	1.54%
28-Jun-22	1,253,702,697.18	1,299.666691	5.11%	2.87%	1.14%	-1.18%	1.49%
27-Jun-22	1,262,855,969.06	1,299.599997	5.27%	3.15%	1.20%	-1.17%	1.54%
26-Jun-22	1,270,522,081.08	1,300.752557	6.57%	4.24%	1.63%	-0.93%	1.64%
25-Jun-22	1,270,301,796.78	1,300.527031	6.32%	2.63%	1.94%	-0.96%	1.62%
24-Jun-22	1,270,081,630.93	1,300.301627	6.25%	2.75%	1.64%	-0.92%	1.66%
23-Jun-22	1,272,434,081.33	1,298.312594	4.52%	1.94%	1.09%	-1.21%	1.50%
22-Jun-22	1,273,474,046.32	1,298.162788	4.49%	1.98%	1.11%	-1.21%	1.53%
21-Jun-22	1,291,293,844.46	1,298.906779	5.31%	2.83%	1.42%	-1.09%	1.58%
20-Jun-22	1,289,519,331.30	1,298.738928	5.37%	2.75%	1.42%	-1.18%	1.67%
19-Jun-22	1,292,017,683.56	1,298.323946	5.20%	2.63%	0.47%	-1.29%	1.64%
18-Jun-22	1,291,795,770.36	1,298.100950	4.43%	2.04%	0.10%	-1.34%	1.63%
17-Jun-22	1,291,573,680.26	1,297.877776	4.36%	2.02%	-0.08%	-1.42%	1.56%
16-Jun-22	1,310,255,722.79	1,297.725365	4.36%	2.10%	-0.06%	-1.43%	1.55%
15-Jun-22	1,310,031,621.61	1,297.503407	5.77%	2.10%	-0.07%	-1.44%	1.61%
14-Jun-22	1,316,518,454.03	1,298.636339	5.50%	2.73%	0.24%	-1.36%	1.74%
13-Jun-22	1,323,726,926.84	1,295.018755	2.31%	1.14%	-0.61%	-1.97%	1.46%
12-Jun-22	1,343,179,864.14	1,296.471157	3.89%	1.90%	-0.15%	-1.56%	1.58%

Fecha	Patrimonio neto del Fondo	Valor Cuota	Rentabilidad				
			30 días	60 días	90 días	180 días	365 días
11-Jun-22	1,342,935,397.58	1,296.235192	3.71%	1.86%	-0.35%	-1.77%	1.56%
10-Jun-22	1,342,690,923.80	1,295.999220	1.15%	1.83%	-0.48%	-1.85%	1.57%
9-Jun-22	1,411,957,110.79	1,295.815275	1.03%	1.95%	-0.49%	-1.85%	1.59%
8-Jun-22	1,357,540,582.78	1,295.623662	0.98%	1.96%	-0.49%	-1.86%	1.62%
7-Jun-22	1,357,756,547.16	1,295.426315	0.75%	1.97%	-1.26%	-1.85%	1.61%
6-Jun-22	1,367,255,609.66	1,295.248528	0.79%	-0.89%	-1.53%	-1.80%	1.63%
5-Jun-22	1,374,688,857.52	1,295.066929	0.82%	-0.60%	-1.80%	-2.27%	1.62%
4-Jun-22	1,374,442,444.33	1,294.834788	0.86%	-0.65%	-1.86%	-2.14%	1.60%
3-Jun-22	1,374,196,023.01	1,294.602639	0.75%	-0.87%	-3.17%	-2.14%	1.63%
2-Jun-22	1,373,217,015.32	1,294.099989	0.29%	-1.05%	-3.28%	-2.20%	1.59%
1-Jun-22	1,365,122,462.66	1,293.943836	0.37%	-1.02%	-3.28%	-2.21%	1.66%
31-May-22	1,368,714,238.07	1,294.526386	1.14%	-0.65%	-3.44%	-2.14%	1.72%
30-May-22	1,379,330,498.50	1,294.376823	1.23%	-0.77%	-3.75%	-2.25%	1.72%
29-May-22	1,389,116,634.49	1,294.230095	0.66%	-0.72%	-3.74%	-2.22%	1.72%
28-May-22	1,388,865,148.43	1,293.995787	1.07%	-0.73%	-3.90%	-2.20%	1.71%
27-May-22	1,388,613,655.31	1,293.761473	1.95%	-0.28%	-3.51%	-2.19%	1.68%
26-May-22	1,388,833,838.94	1,293.803811	-1.04%	-0.59%	-3.45%	-2.16%	1.79%
25-May-22	1,402,608,197.88	1,293.654307	-0.72%	-0.55%	-3.45%	-2.17%	1.92%
24-May-22	1,405,320,152.78	1,293.511666	-0.63%	-0.52%	-3.78%	-2.13%	1.90%
23-May-22	1,416,030,594.32	1,293.386742	-0.52%	-0.47%	-4.05%	-2.16%	1.89%
22-May-22	1,425,397,059.41	1,293.259520	0.37%	-0.44%	-4.46%	-2.18%	1.88%
21-May-22	1,425,141,431.56	1,293.027590	0.15%	-1.79%	-4.43%	-2.15%	1.88%
20-May-22	1,424,885,795.97	1,292.795652	0.07%	-2.35%	-4.51%	-2.22%	1.86%
19-May-22	1,431,990,719.08	1,293.387461	-0.33%	-2.23%	-4.28%	-2.11%	2.00%
18-May-22	1,440,960,198.34	1,293.248646	-0.30%	-2.19%	-4.28%	-2.11%	2.07%
17-May-22	1,446,387,720.13	1,293.089253	-0.15%	-2.18%	-4.54%	-2.15%	2.07%
16-May-22	1,447,129,938.55	1,291.381926	-1.55%	-3.06%	-4.96%	-2.40%	1.97%
15-May-22	1,462,545,296.69	1,292.788747	-0.02%	-1.97%	-4.76%	-2.14%	2.09%
14-May-22	1,462,290,134.88	1,292.563201	-0.02%	-2.07%	-4.72%	-2.09%	2.08%
13-May-22	1,462,035,057.14	1,292.337730	-0.07%	-2.36%	-5.25%	-2.36%	2.07%
12-May-22	1,476,927,236.89	1,292.297120	0.02%	-2.47%	-5.22%	-2.35%	2.10%
11-May-22	1,487,019,260.09	1,294.776282	2.52%	-1.23%	-4.41%	-1.94%	2.35%
10-May-22	1,490,132,376.67	1,294.724026	2.89%	-1.16%	-4.56%	-1.96%	2.36%
9-May-22	1,517,294,898.20	1,294.576129	2.95%	-2.29%	-4.70%	-1.95%	2.36%
8-May-22	1,519,145,132.07	1,294.627761	3.19%	-2.60%	-4.41%	-2.02%	2.37%
7-May-22	1,518,888,044.54	1,294.408668	-2.57%	-3.02%	-4.68%	-2.02%	2.36%
6-May-22	1,518,630,945.65	1,294.189567	-2.02%	-3.11%	-4.76%	-2.07%	2.36%
5-May-22	1,523,818,168.07	1,293.921455	-2.15%	-5.12%	-4.80%	-2.09%	2.40%
4-May-22	1,549,455,962.83	1,293.801579	-2.49%	-5.10%	-4.79%	-2.09%	2.41%
3-May-22	1,558,220,178.87	1,293.794675	-2.38%	-5.03%	-4.74%	-2.06%	2.42%
2-May-22	1,557,928,396.60	1,293.552407	-2.41%	-5.66%	-4.76%	-2.01%	2.44%
1-May-22	1,557,636,580.89	1,293.310111	-2.44%	-6.18%	-4.94%	-2.08%	2.43%
30-Apr-22	1,557,341,948.73	1,293.065478	-2.77%	-6.22%	-4.98%	-2.08%	2.42%
29-Apr-22	1,558,708,389.43	1,293.530003	-2.10%	-6.14%	-4.71%	-1.95%	2.46%
28-Apr-22	1,562,182,721.57	1,292.860671	-2.53%	-5.74%	-4.88%	-2.04%	2.45%
27-Apr-22	1,573,733,849.61	1,291.694586	-2.49%	-6.22%	-5.20%	-2.20%	2.34%
26-Apr-22	1,606,683,827.61	1,294.910737	-0.13%	-4.62%	-4.16%	-1.66%	2.62%
25-Apr-22	1,611,539,825.04	1,294.418840	-0.39%	-5.29%	-4.92%	-1.61%	2.57%
24-Apr-22	1,611,241,555.85	1,294.179264	-0.40%	-5.76%	-4.93%	-1.66%	2.56%
23-Apr-22	1,610,943,354.03	1,293.939743	-0.42%	-6.44%	-4.93%	-1.67%	2.55%
22-Apr-22	1,617,150,071.50	1,292.863170	-1.25%	-6.80%	-5.23%	-1.80%	2.48%
21-Apr-22	1,617,150,071.50	1,292.863170	-3.72%	-6.81%	-5.19%	-1.79%	2.51%
20-Apr-22	1,653,185,383.06	1,292.717427	-4.76%	-6.81%	-5.19%	-1.80%	2.55%

Fecha	Patrimonio neto del Fondo	Valor Cuota	Rentabilidad				
			30 días	60 días	90 días	180 días	365 días
19-Apr-22	1,676,962,766.14	1,293.741664	-4.11%	-6.26%	-4.84%	-1.74%	2.65%
18-Apr-22	1,709,735,281.25	1,293.568337	-4.07%	-6.66%	-4.98%	-1.73%	2.65%
17-Apr-22	1,768,819,463.15	1,293.245256	-4.19%	-6.64%	-4.99%	-1.78%	2.64%
16-Apr-22	1,768,518,472.35	1,293.025192	-4.55%	-7.12%	-5.11%	-1.79%	2.62%
15-Apr-22	1,768,217,472.66	1,292.805120	-3.91%	-7.04%	-5.18%	-1.81%	2.64%
14-Apr-22	1,767,916,401.69	1,292.584997	-4.10%	-7.86%	-5.21%	-1.83%	2.68%
13-Apr-22	1,776,761,921.32	1,292.414965	-4.63%	-7.88%	-5.22%	-1.85%	2.73%
12-Apr-22	1,783,585,794.67	1,292.270633	-4.94%	-7.87%	-5.03%	-1.84%	2.75%
11-Apr-22	1,801,829,606.33	1,292.096066	-4.97%	-8.17%	-5.07%	-1.86%	2.74%
10-Apr-22	1,926,919,057.50	1,291.660000	-5.18%	-8.52%	-5.17%	-1.92%	2.71%
9-Apr-22	1,926,611,217.04	1,291.450000	-7.49%	-8.20%	-5.19%	-1.96%	2.70%
8-Apr-22	1,926,298,409.08	1,291.241225	-8.35%	-8.60%	-5.22%	-2.01%	2.68%
7-Apr-22	1,936,539,665.50	1,297.151772	-3.45%	-5.82%	-3.35%	-1.07%	3.21%
6-Apr-22	1,949,829,179.19	1,296.346601	-4.18%	-6.13%	-3.57%	-1.19%	3.18%
5-Apr-22	1,958,690,509.53	1,296.211220	-8.02%	-6.13%	-3.69%	-1.18%	3.12%
4-Apr-22	1,982,276,114.60	1,296.454735	-7.65%	-5.94%	-3.57%	-1.12%	3.15%
3-Apr-22	2,003,781,382.46	1,296.329158	-7.61%	-5.90%	-3.98%	-1.10%	3.15%
2-Apr-22	2,003,457,903.05	1,296.119886	-8.83%	-6.17%	-3.92%	-1.09%	3.14%
1-Apr-22	2,003,126,096.76	1,295.905226	-9.82%	-6.22%	-4.17%	-1.10%	3.12%
31-Mar-22	2,009,004,165.07	1,296.012318	-9.57%	-5.96%	-4.10%	-1.07%	3.14%
30-Mar-22	2,156,137,670.22	1,295.769918	-10.06%	-6.02%	-4.13%	-1.10%	3.16%
29-Mar-22	2,166,888,707.67	1,295.552047	-8.86%	-6.07%	-3.63%	-1.19%	3.18%
28-Mar-22	2,199,029,610.72	1,294.346335	-9.84%	-6.57%	-3.97%	-1.35%	3.09%
27-Mar-22	2,243,901,940.84	1,295.049210	-9.04%	-7.17%	-3.64%	-1.25%	3.15%
26-Mar-22	2,243,520,717.58	1,294.829190	-10.11%	-7.18%	-3.70%	-1.33%	3.14%
25-Mar-22	2,243,139,482.97	1,294.609164	-11.02%	-7.17%	-3.61%	-1.34%	3.14%
24-Mar-22	2,244,816,783.25	1,294.390514	-12.33%	-7.22%	-3.64%	-1.36%	3.14%
23-Mar-22	2,346,100,586.15	1,294.196982	-12.20%	-7.25%	-3.66%	-1.38%	3.15%
22-Mar-22	2,478,751,349.79	1,296.832700	-9.78%	-5.94%	-2.82%	-0.96%	3.36%
21-Mar-22	2,452,993,614.38	1,297.793211	-8.75%	-5.42%	-2.66%	-0.78%	3.48%
20-Mar-22	2,649,288,588.78	1,298.124554	-8.31%	-5.40%	-2.65%	-0.67%	3.52%
19-Mar-22	2,648,860,058.11	1,297.914578	-9.13%	-5.36%	-2.75%	-0.78%	3.51%
18-Mar-22	2,648,449,382.48	1,297.713351	-8.99%	-5.54%	-2.89%	-0.80%	3.51%
17-Mar-22	2,676,570,617.10	1,297.884162	-9.55%	-5.45%	-2.80%	-0.76%	3.57%
16-Mar-22	2,722,450,582.05	1,296.970712	-10.04%	-5.83%	-3.04%	-0.89%	3.55%
15-Mar-22	2,977,015,965.99	1,296.954290	-11.47%	-5.78%	-3.23%	-0.96%	3.58%
14-Mar-22	3,201,242,940.14	1,297.350414	-10.96%	-5.23%	-3.22%	-0.88%	3.66%
13-Mar-22	3,293,652,179.75	1,297.543159	-10.65%	-5.11%	-2.78%	-0.88%	3.69%
12-Mar-22	3,293,265,758.90	1,297.390928	-11.20%	-5.13%	-3.18%	-0.92%	3.68%
11-Mar-22	3,292,736,977.55	1,297.182613	-11.67%	-5.17%	-3.33%	-0.90%	3.66%
10-Mar-22	3,332,913,986.70	1,299.453805	-8.75%	-4.04%	-2.58%	-0.53%	3.90%
9-Mar-22	3,399,207,635.86	1,300.168658	-8.67%	-3.65%	-2.32%	-0.41%	3.95%
8-Mar-22	3,746,473,477.31	1,300.840570	-8.10%	-3.28%	-2.03%	-0.35%	4.04%
7-Mar-22	3,934,050,711.57	1,300.812075	-7.99%	-3.42%	-1.88%	-0.30%	4.04%
6-Mar-22	3,971,673,875.20	1,304.816682	-4.14%	-1.47%	-1.51%	0.56%	4.37%
5-Mar-22	3,971,176,046.41	1,304.653130	-4.14%	-2.10%	-1.23%	0.59%	4.36%
4-Mar-22	3,970,676,564.09	1,304.489035	-4.10%	-2.00%	-1.22%	0.62%	4.35%
3-Mar-22	3,986,051,931.94	1,305.592533	-3.42%	-1.76%	-0.84%	0.81%	4.54%
2-Mar-22	4,041,380,795.42	1,306.447645	-2.52%	-1.30%	-0.54%	0.95%	4.63%
1-Mar-22	4,060,575,226.60	1,306.290922	-2.26%	-1.32%	-0.63%	0.99%	4.64%
28-Feb-22	4,147,205,390.32	1,306.575655	-1.88%	-0.31%	-0.72%	1.14%	4.66%
27-Feb-22	4,260,866,630.40	1,305.054128	-3.18%	-0.97%	-1.09%	1.06%	4.54%
26-Feb-22	4,260,360,011.70	1,304.898956	-3.19%	-0.87%	-1.02%	1.01%	4.54%

Fecha	Patrimonio neto del Fondo	Valor Cuota	Rentabilidad				
			30 días	60 días	90 días	180 días	365 días
25-Feb-22	4,259,853,363.15	1,304.743776	-5.18%	-0.93%	-0.96%	1.07%	4.54%
24-Feb-22	4,401,055,268.72	1,305.681105	-4.11%	-0.27%	-0.64%	1.23%	4.62%
23-Feb-22	4,513,338,811.24	1,306.440089	-3.19%	0.15%	-0.36%	1.36%	4.68%
22-Feb-22	4,599,635,291.82	1,307.642903	-1.95%	0.77%	0.12%	1.60%	4.76%
21-Feb-22	4,698,171,554.69	1,307.305017	-2.15%	0.64%	0.00%	1.59%	4.71%
20-Feb-22	4,935,711,981.74	1,307.342022	-2.00%	0.46%	0.00%	1.64%	4.72%
19-Feb-22	4,935,167,873.24	1,307.197902	-2.01%	0.25%	0.10%	1.71%	4.72%
18-Feb-22	4,934,623,771.15	1,307.053783	-2.40%	0.13%	-0.02%	1.75%	4.74%
17-Feb-22	4,896,171,560.98	1,307.723249	-1.52%	0.32%	0.22%	1.86%	4.83%
16-Feb-22	4,914,377,862.64	1,307.368983	-2.01%	0.21%	0.15%	1.82%	4.82%
15-Feb-22	5,153,499,429.09	1,308.153219	-1.27%	0.64%	0.37%	2.01%	4.91%
14-Feb-22	5,294,763,028.93	1,307.767581	-1.51%	0.18%	0.29%	1.89%	4.86%
13-Feb-22	5,311,113,111.22	1,309.294172	0.02%	0.73%	0.83%	2.24%	4.99%
12-Feb-22	5,310,512,762.25	1,309.146174	0.60%	1.23%	0.96%	2.25%	4.98%
11-Feb-22	5,309,908,922.65	1,308.997316	0.51%	0.63%	0.45%	2.24%	5.02%
10-Feb-22	5,443,661,288.35	1,309.447908	1.04%	0.71%	0.63%	2.31%	5.06%
9-Feb-22	5,454,955,871.06	1,309.743157	1.43%	0.92%	0.75%	2.37%	5.10%
8-Feb-22	5,485,901,101.89	1,308.861913	0.72%	0.57%	0.47%	2.31%	5.13%
7-Feb-22	5,510,785,241.12	1,309.505025	1.43%	0.98%	0.72%	2.36%	5.17%
6-Feb-22	5,527,269,766.52	1,309.558429	1.59%	1.24%	0.59%	2.39%	5.19%
5-Feb-22	5,526,658,359.69	1,309.413570	1.20%	-0.13%	0.61%	2.29%	5.18%
4-Feb-22	5,526,046,934.62	1,309.268707	1.22%	0.29%	0.54%	2.33%	5.21%
3-Feb-22	5,564,874,926.38	1,309.105594	-0.05%	0.31%	0.54%	2.31%	5.25%
2-Feb-22	5,565,193,716.97	1,308.898951	0.12%	0.27%	0.51%	2.28%	5.22%
1-Feb-22	5,582,237,862.53	1,309.271970	-0.09%	0.51%	0.69%	2.35%	5.27%
31-Jan-22	6,067,885,697.40	1,309.154093	-0.08%	0.39%	0.83%	2.50%	5.30%
30-Jan-22	6,098,753,694.26	1,308.719818	-0.37%	-0.09%	0.62%	2.41%	5.27%
29-Jan-22	6,098,170,460.18	1,308.594663	1.25%	0.01%	0.66%	2.61%	5.27%
28-Jan-22	6,097,587,199.27	1,308.469502	1.24%	0.12%	0.75%	2.78%	5.35%
27-Jan-22	6,099,867,965.32	1,308.330394	1.46%	0.22%	0.73%	2.77%	5.37%
26-Jan-22	6,122,957,579.40	1,310.322950	3.34%	1.20%	1.38%	3.10%	5.58%
25-Jan-22	6,129,233,753.81	1,310.104058	3.59%	1.16%	1.40%	3.09%	5.57%
24-Jan-22	6,174,474,316.50	1,309.870474	3.50%	1.21%	1.57%	3.19%	5.56%
23-Jan-22	6,173,882,996.92	1,309.745029	3.50%	1.13%	1.52%	3.43%	5.56%
22-Jan-22	6,173,283,325.82	1,309.617813	3.45%	1.06%	1.53%	3.27%	5.56%
21-Jan-22	6,172,680,053.36	1,309.489833	2.91%	1.22%	1.57%	3.36%	5.55%
20-Jan-22	6,172,076,097.02	1,309.361708	2.52%	1.04%	1.55%	3.35%	5.55%
19-Jan-22	6,273,207,156.70	1,309.640180	2.67%	1.22%	1.67%	3.41%	5.57%
18-Jan-22	6,285,153,155.62	1,309.356518	2.15%	1.15%	1.38%	3.45%	5.61%
17-Jan-22	6,285,515,660.13	1,309.535971	2.44%	1.20%	1.50%	3.64%	5.64%
16-Jan-22	6,322,828,730.72	1,309.516917	2.55%	1.24%	1.49%	3.61%	5.65%
15-Jan-22	6,322,228,873.78	1,309.392681	1.87%	1.29%	1.52%	3.64%	5.65%
14-Jan-22	6,321,629,065.64	1,309.268455	1.43%	1.49%	1.49%	3.65%	5.66%
13-Jan-22	6,362,369,289.64	1,308.500151	1.86%	0.44%	1.28%	3.54%	5.61%
12-Jan-22	6,423,326,432.42	1,308.450715	0.76%	0.47%	1.29%	3.55%	5.57%
11-Jan-22	6,537,591,230.21	1,308.328287	0.39%	0.47%	1.32%	3.54%	5.57%
10-Jan-22	6,602,103,907.14	1,308.200788	0.40%	0.40%	1.29%	3.56%	5.57%
9-Jan-22	6,601,509,029.35	1,308.082913	0.42%	0.43%	1.26%	3.56%	5.57%
8-Jan-22	6,600,908,924.94	1,307.964003	0.54%	0.15%	1.22%	3.60%	5.57%
7-Jan-22	6,600,308,846.91	1,307.845098	0.90%	0.18%	1.15%	3.67%	5.58%
6-Jan-22	6,626,371,744.79	1,308.124215	-1.47%	0.28%	1.27%	3.73%	5.64%
5-Jan-22	6,624,769,849.83	1,307.959048	-0.63%	0.27%	1.24%	3.71%	5.64%
4-Jan-22	6,679,522,457.51	1,309.161521	0.67%	0.89%	1.66%	3.89%	5.75%

Fecha	Patrimonio neto del Fondo	Valor Cuota	Rentabilidad				
			30 días	60 días	90 días	180 días	365 días
3-Jan-22	6,690,082,527.93	1,308.767098	0.43%	0.80%	1.59%	3.98%	5.73%
2-Jan-22	6,721,551,270.90	1,309.373895	1.11%	1.35%	1.86%	4.15%	5.79%
1-Jan-22	6,720,886,044.13	1,309.244307	0.87%	1.17%	1.90%	4.20%	5.79%
31-Dec-21	6,720,220,797.43	1,309.114716	0.19%	1.23%	1.91%	4.36%	5.79%
30-Dec-21	6,710,485,780.60	1,307.250334	-1.23%	0.55%	1.36%	4.08%	5.66%
29-Dec-21	6,736,723,288.03	1,307.139518	-0.99%	0.54%	1.35%	4.08%	5.65%
28-Dec-21	6,730,532,793.95	1,306.766728	-1.01%	0.42%	1.10%	4.01%	5.64%
27-Dec-21	6,547,187,217.00	1,306.740825	-0.93%	0.54%	1.15%	4.16%	5.66%
26-Dec-21	6,559,359,253.51	1,306.251942	-1.27%	0.67%	1.00%	4.10%	5.63%
25-Dec-21	6,558,684,759.80	1,306.117621	-1.06%	0.59%	0.85%	4.03%	5.62%
24-Dec-21	6,558,022,906.54	1,305.985817	-1.23%	0.60%	0.86%	4.13%	5.62%
23-Dec-21	6,565,760,758.64	1,305.919050	-1.31%	0.68%	0.86%	4.13%	5.59%
22-Dec-21	6,586,480,887.00	1,306.363947	-0.47%	0.93%	1.02%	4.22%	5.63%
21-Dec-21	6,607,242,536.57	1,306.657145	-0.44%	1.11%	1.13%	4.37%	5.68%
20-Dec-21	6,651,037,722.42	1,306.767922	-0.22%	0.86%	1.24%	4.38%	5.72%
19-Dec-21	6,721,494,948.69	1,307.043303	0.15%	1.09%	1.43%	4.50%	5.75%
18-Dec-21	6,720,808,005.47	1,306.909722	-0.03%	1.02%	1.23%	4.48%	5.75%
17-Dec-21	6,720,121,042.30	1,306.776137	-0.06%	1.05%	1.22%	4.65%	5.81%
16-Dec-21	6,734,589,833.54	1,307.381545	0.72%	1.35%	1.43%	4.76%	5.91%
15-Dec-21	6,764,868,932.22	1,307.729249	1.56%	1.55%	1.57%	4.83%	5.97%
14-Dec-21	6,764,656,581.15	1,306.503898	-0.98%	1.03%	1.05%	4.54%	5.83%
13-Dec-21	6,804,089,550.91	1,307.633847	0.19%	1.65%	1.45%	4.72%	5.94%
12-Dec-21	6,927,120,332.97	1,307.910853	0.56%	1.79%	1.48%	4.91%	5.97%
11-Dec-21	6,926,390,395.18	1,307.773033	0.40%	1.75%	1.39%	4.97%	5.97%
10-Dec-21	6,925,660,741.75	1,307.635267	0.43%	1.67%	1.46%	4.96%	5.97%
9-Dec-21	6,923,760,198.69	1,307.385674	-0.24%	1.51%	1.40%	4.93%	5.94%
8-Dec-21	6,952,030,082.47	1,306.881244	-0.54%	1.31%	1.26%	4.86%	5.93%
7-Dec-21	6,980,806,360.27	1,309.701676	2.03%	2.66%	2.05%	5.35%	6.20%
6-Dec-21	7,065,995,888.01	1,308.636470	1.18%	2.24%	1.84%	5.26%	6.12%
5-Dec-21	7,333,940,987.54	1,308.439023	1.11%	2.22%	2.26%	5.32%	6.12%
4-Dec-21	7,333,210,552.81	1,308.308707	1.18%	2.28%	2.33%	5.31%	6.11%
3-Dec-21	7,332,480,095.72	1,308.178387	1.59%	2.34%	2.40%	5.35%	6.12%
2-Dec-21	7,325,861,412.78	1,308.309305	1.48%	2.48%	2.46%	5.39%	6.15%
1-Dec-21	7,330,805,819.08	1,308.913738	2.28%	2.80%	2.67%	5.49%	6.19%
30-Nov-21	7,656,036,041.32	1,308.569299	2.33%	2.68%	2.70%	5.52%	6.17%
29-Nov-21	7,659,888,113.85	1,308.201345	2.08%	2.32%	2.78%	5.47%	6.14%
28-Nov-21	7,754,742,911.14	1,307.854642	1.85%	2.24%	3.00%	5.58%	6.12%
27-Nov-21	7,754,034,600.36	1,307.735183	2.01%	2.18%	2.91%	5.60%	6.12%
26-Nov-21	7,753,326,338.64	1,307.615733	2.62%	1.96%	3.04%	5.60%	6.15%
25-Nov-21	7,809,487,064.90	1,307.258170	2.25%	1.88%	2.95%	5.56%	6.14%
24-Nov-21	7,841,423,806.29	1,307.307935	2.44%	1.94%	2.98%	5.58%	6.19%
23-Nov-21	7,845,928,444.77	1,307.331628	2.68%	1.98%	3.10%	5.57%	6.14%
22-Nov-21	7,857,057,814.40	1,306.869595	2.34%	1.79%	3.05%	5.71%	6.10%
21-Nov-21	7,867,913,885.74	1,307.129499	2.67%	2.03%	3.22%	6.04%	6.13%
20-Nov-21	7,867,155,554.35	1,307.003515	1.94%	2.12%	3.36%	6.01%	6.13%
19-Nov-21	7,866,397,206.68	1,306.877527	2.03%	1.83%	3.44%	5.99%	6.18%
18-Nov-21	7,905,678,241.64	1,306.946967	2.08%	1.90%	3.48%	6.01%	6.23%
17-Nov-21	7,867,044,442.59	1,306.838361	2.17%	1.89%	3.47%	6.02%	6.29%
16-Nov-21	7,880,480,046.56	1,306.606733	1.99%	1.83%	3.54%	5.98%	6.29%
15-Nov-21	7,891,971,387.09	1,306.050947	1.55%	1.36%	3.24%	6.07%	6.27%
14-Nov-21	7,998,519,744.45	1,307.560000	3.04%	2.13%	3.93%	6.50%	6.41%
13-Nov-21	7,997,764,046.55	1,307.430000	3.12%	1.98%	3.96%	6.50%	6.41%
12-Nov-21	7,997,008,328.68	1,307.311375	3.04%	1.87%	3.94%	6.55%	6.45%

Fecha	Patrimonio neto del Fondo	Valor Cuota	Rentabilidad				
			30 días	60 días	90 días	180 días	365 días
11-Nov-21	7,998,604,760.01	1,307.346437	3.10%	2.04%	3.97%	6.57%	6.47%
10-Nov-21	8,010,612,259.77	1,307.168542	2.92%	1.99%	3.93%	6.55%	6.51%
9-Nov-21	7,990,915,821.24	1,307.648924	3.28%	2.25%	4.25%	6.66%	6.53%
8-Nov-21	7,993,711,808.76	1,307.458718	3.17%	2.02%	4.08%	6.70%	6.53%
7-Nov-21	7,991,886,866.27	1,307.520000	3.31%	2.23%	4.14%	6.80%	6.55%
6-Nov-21	7,990,981,771.03	1,307.370000	3.32%	2.87%	3.94%	6.81%	6.55%
5-Nov-21	7,990,205,015.94	1,307.244317	3.34%	2.98%	4.02%	6.82%	6.56%
4-Nov-21	7,991,245,917.43	1,307.043719	3.39%	3.05%	3.97%	6.80%	6.57%
3-Nov-21	7,986,122,046.69	1,306.472222	3.11%	2.82%	3.81%	6.73%	6.58%
2-Nov-21	8,462,403,691.94	1,306.722076	3.50%	2.97%	3.90%	6.79%	6.66%
1-Nov-21	8,436,537,801.39	1,306.467075	3.34%	3.05%	4.16%	6.87%	6.68%
31-Oct-21	8,445,908,207.30	1,306.065835	3.04%	3.16%	3.99%	6.85%	6.66%
30-Oct-21	8,445,282,130.98	1,305.969019	2.57%	3.60%	4.39%	6.85%	6.67%
29-Oct-21	8,444,656,437.64	1,305.872263	2.65%	3.47%	4.75%	6.93%	6.69%
28-Oct-21	8,446,323,422.77	1,305.582077	2.36%	3.59%	4.67%	6.90%	6.71%
27-Oct-21	8,630,007,497.13	1,304.809885	1.32%	3.26%	4.46%	6.79%	6.59%
26-Oct-21	8,620,063,819.75	1,304.842305	1.52%	3.30%	4.52%	6.81%	6.64%
25-Oct-21	8,653,018,170.88	1,304.693913	1.44%	3.39%	4.74%	6.86%	6.67%
24-Oct-21	8,651,592,501.74	1,304.453667	1.28%	3.42%	5.19%	6.80%	6.67%
23-Oct-21	8,650,991,324.97	1,304.363024	1.26%	3.51%	4.89%	6.83%	6.67%
22-Oct-21	8,650,390,130.21	1,304.272378	1.40%	3.74%	5.07%	6.80%	6.69%
21-Oct-21	8,647,872,134.74	1,304.918014	2.30%	4.21%	5.30%	6.92%	6.78%
20-Oct-21	8,660,731,354.12	1,304.695432	1.62%	4.14%	5.26%	6.89%	6.80%
19-Oct-21	8,652,123,827.24	1,304.712597	1.73%	4.17%	5.44%	6.93%	6.82%
18-Oct-21	8,647,541,788.87	1,304.513305	1.63%	4.30%	5.70%	6.97%	6.85%
17-Oct-21	8,675,188,087.22	1,304.477745	1.68%	4.09%	5.62%	7.06%	6.86%
16-Oct-21	8,674,590,659.17	1,304.387910	1.17%	4.38%	5.70%	7.08%	6.87%
15-Oct-21	8,673,993,212.46	1,304.298073	1.22%	4.44%	5.73%	7.11%	6.85%
14-Oct-21	8,667,778,921.02	1,304.087702	0.86%	4.37%	5.69%	7.09%	6.86%
13-Oct-21	8,656,832,311.38	1,304.057290	0.71%	4.38%	5.71%	7.10%	6.87%
12-Oct-21	8,633,990,628.82	1,304.018620	1.00%	4.39%	5.73%	7.16%	6.91%
11-Oct-21	8,619,741,747.04	1,304.039403	1.08%	4.64%	5.80%	7.28%	6.94%
10-Oct-21	8,612,840,093.91	1,304.137444	1.23%	4.53%	5.87%	7.43%	6.97%
9-Oct-21	8,612,304,035.32	1,304.056275	0.88%	4.54%	5.96%	7.48%	6.97%
8-Oct-21	8,611,734,450.53	1,303.970029	1.16%	4.28%	6.12%	7.47%	7.00%
7-Oct-21	8,607,243,810.76	1,303.815676	2.44%	4.38%	6.09%	7.45%	7.02%
6-Oct-21	8,614,539,831.53	1,303.666917	2.65%	4.34%	6.07%	7.44%	7.04%
5-Oct-21	8,604,694,450.56	1,303.411670	2.74%	4.25%	5.97%	7.40%	7.07%
4-Oct-21	8,614,593,724.41	1,303.138309	2.55%	4.14%	6.18%	7.48%	7.06%
3-Oct-21	8,512,159,887.35	1,302.974456	2.46%	4.57%	6.28%	7.53%	7.06%
2-Oct-21	8,511,638,986.96	1,302.894721	2.79%	4.46%	6.39%	7.40%	7.07%
1-Oct-21	8,511,118,070.95	1,302.814983	3.30%	5.06%	6.73%	7.41%	7.08%
30-Sep-21	8,021,724,846.58	1,303.221069	4.66%	5.82%	6.89%	7.49%	7.13%
29-Sep-21	8,007,322,411.79	1,303.034005	4.33%	5.76%	6.85%	7.47%	7.15%
28-Sep-21	7,944,207,690.12	1,303.051270	4.84%	5.80%	6.85%	7.49%	7.17%
27-Sep-21	7,925,247,724.10	1,303.392533	5.22%	6.04%	7.25%	7.56%	7.21%
26-Sep-21	7,890,049,648.94	1,303.212892	5.11%	6.35%	7.24%	7.60%	7.22%
25-Sep-21	7,889,655,772.32	1,303.147835	5.36%	7.08%	7.13%	7.68%	7.23%
24-Sep-21	7,889,261,883.86	1,303.082776	5.60%	6.66%	7.35%	7.67%	7.24%
23-Sep-21	7,888,867,983.80	1,303.017714	5.79%	6.94%	7.35%	7.68%	7.25%
22-Sep-21	7,866,094,824.60	1,302.773708	6.12%	6.87%	7.29%	7.66%	7.28%
21-Sep-21	7,835,631,015.29	1,302.457570	6.17%	6.76%	7.40%	7.64%	7.27%
20-Sep-21	7,930,076,234.28	1,302.956529	6.70%	7.25%	7.56%	7.76%	7.36%

Fecha	Patrimonio neto del Fondo	Valor Cuota	Rentabilidad				
			30 días	60 días	90 días	180 días	365 días
19-Sep-21	7,905,569,080.07	1,302.861131	6.67%	7.68%	7.68%	7.78%	7.35%
18-Sep-21	7,905,028,105.81	1,302.771976	7.03%	7.54%	7.65%	7.77%	7.36%
17-Sep-21	7,904,487,130.55	1,302.682822	6.56%	7.64%	8.01%	7.86%	7.39%
16-Sep-21	7,761,030,256.83	1,303.136632	7.65%	7.94%	8.17%	7.95%	7.45%
15-Sep-21	7,684,724,959.59	1,302.990287	7.71%	7.91%	8.15%	7.94%	7.45%
14-Sep-21	7,544,146,185.62	1,303.169659	7.93%	8.03%	8.01%	8.00%	7.49%
13-Sep-21	7,531,147,750.42	1,303.300552	8.11%	8.14%	8.07%	8.11%	7.54%
12-Sep-21	7,444,064,626.15	1,302.953040	7.83%	8.08%	8.24%	8.18%	7.53%
11-Sep-21	7,443,685,875.04	1,302.886746	8.27%	8.10%	8.40%	8.22%	7.54%
10-Sep-21	7,443,307,144.88	1,302.820456	7.88%	8.25%	8.39%	8.31%	7.55%
9-Sep-21	7,380,681,894.29	1,303.109854	8.27%	8.64%	8.50%	8.38%	7.63%
8-Sep-21	7,349,166,807.23	1,302.729057	7.46%	8.50%	8.41%	8.33%	7.59%
7-Sep-21	7,236,113,239.68	1,301.202645	6.37%	7.84%	8.01%	8.08%	7.53%
6-Sep-21	7,192,075,234.65	1,300.838249	6.08%	7.64%	8.03%	8.12%	7.50%
5-Sep-21	6,874,081,534.71	1,300.485145	5.80%	7.91%	8.10%	8.07%	7.49%
4-Sep-21	6,873,718,224.17	1,300.416412	5.77%	8.09%	8.11%	8.13%	7.50%
3-Sep-21	6,873,350,737.58	1,300.346888	6.74%	8.26%	8.21%	8.11%	7.49%
2-Sep-21	6,786,014,408.71	1,299.916316	6.19%	8.60%	8.10%	8.06%	7.55%
1-Sep-21	6,718,051,678.01	1,299.285816	6.89%	8.35%	7.92%	7.97%	7.57%
31-Aug-21	6,599,362,143.22	1,298.246826	7.06%	7.91%	7.76%	7.81%	7.51%
30-Aug-21	6,568,042,095.58	1,298.418065	7.27%	7.97%	7.83%	8.04%	7.51%
29-Aug-21	6,536,414,761.21	1,297.885112	6.85%	8.15%	7.97%	7.99%	7.49%
28-Aug-21	6,536,102,326.01	1,297.823074	6.94%	8.18%	8.04%	8.03%	7.50%
27-Aug-21	6,535,789,882.80	1,297.761034	7.69%	8.02%	8.07%	8.01%	7.55%
26-Aug-21	6,472,279,808.40	1,297.428853	8.93%	8.22%	7.99%	7.97%	7.57%
25-Aug-21	6,420,967,017.45	1,297.112276	7.83%	8.11%	7.92%	7.94%	7.41%
24-Aug-21	6,360,258,491.08	1,296.843579	8.20%	8.02%	7.80%	7.92%	7.43%
23-Aug-21	6,145,983,570.02	1,296.257042	7.73%	8.05%	8.03%	7.83%	7.43%
22-Aug-21	6,014,240,258.23	1,295.889370	7.47%	7.88%	8.50%	7.77%	7.42%
21-Aug-21	6,013,941,060.43	1,295.824901	7.93%	8.06%	8.46%	7.73%	7.43%
20-Aug-21	6,013,641,857.92	1,295.760432	8.83%	8.03%	8.44%	7.67%	7.46%
19-Aug-21	5,905,990,824.80	1,295.284610	8.18%	8.37%	8.29%	7.61%	7.56%
18-Aug-21	5,888,322,888.15	1,295.697968	8.88%	8.60%	8.48%	7.70%	7.66%
17-Aug-21	5,820,190,494.50	1,294.996220	8.39%	8.30%	8.26%	7.66%	7.75%
16-Aug-21	5,766,412,705.35	1,294.780480	8.27%	7.92%	8.54%	7.69%	7.71%
15-Aug-21	5,766,173,740.21	1,294.726823	8.30%	7.92%	8.88%	7.72%	7.72%
14-Aug-21	5,765,934,768.28	1,294.673164	8.35%	8.30%	8.91%	7.76%	7.74%
13-Aug-21	5,765,689,023.70	1,294.617985	8.49%	8.53%	9.03%	7.71%	7.77%
12-Aug-21	5,617,815,623.72	1,294.088357	8.09%	8.30%	8.89%	7.64%	7.66%
11-Aug-21	5,511,615,675.74	1,294.435533	8.78%	8.50%	9.03%	7.71%	7.80%
10-Aug-21	5,481,299,103.40	1,294.314020	9.20%	8.48%	9.05%	7.78%	7.81%
9-Aug-21	5,475,163,294.47	1,294.788035	9.73%	8.82%	9.33%	7.88%	7.90%
8-Aug-21	5,420,360,261.40	1,294.424967	9.46%	8.86%	9.41%	7.86%	7.89%
7-Aug-21	5,420,133,318.56	1,294.370772	9.35%	9.10%	9.44%	8.04%	7.91%
6-Aug-21	5,419,903,094.46	1,294.315792	10.17%	9.12%	9.50%	8.02%	7.94%
5-Aug-21	5,373,504,095.72	1,294.279371	10.59%	9.28%	9.52%	8.03%	7.99%
4-Aug-21	5,331,796,669.03	1,293.188174	9.97%	8.81%	9.19%	7.87%	8.04%
3-Aug-21	5,306,845,037.62	1,293.340786	11.20%	8.91%	9.30%	7.98%	8.07%
2-Aug-21	5,269,185,842.45	1,291.970960	9.98%	8.52%	9.09%	7.86%	7.98%
1-Aug-21	5,144,876,994.74	1,290.761981	8.91%	7.99%	8.78%	7.63%	7.90%
31-Jul-21	5,144,647,631.68	1,290.704438	8.83%	8.41%	8.80%	7.65%	7.92%
30-Jul-21	5,144,323,506.56	1,290.623120	9.63%	8.50%	8.97%	7.73%	8.07%
29-Jul-21	5,108,828,296.98	1,290.460915	9.59%	8.49%	8.94%	7.72%	7.96%

Fecha	Patrimonio neto del Fondo	Valor Cuota	Rentabilidad				
			30 días	60 días	90 días	180 días	365 días
28-Jul-21	5,064,711,896.97	1,289.608726	8.51%	8.13%	8.69%	7.59%	7.98%
27-Jul-21	4,996,004,761.67	1,287.979824	7.68%	7.42%	8.20%	7.50%	7.98%
26-Jul-21	4,965,989,001.07	1,288.819519	8.55%	7.76%	8.62%	7.70%	7.99%
25-Jul-21	4,910,220,663.34	1,288.157264	7.99%	8.06%	8.37%	7.69%	7.95%
24-Jul-21	4,909,886,456.33	1,288.069587	8.52%	8.87%	8.42%	7.70%	7.96%
23-Jul-21	4,909,552,239.31	1,287.981908	8.44%	8.80%	8.37%	7.70%	7.94%
22-Jul-21	4,776,084,690.57	1,287.431013	8.35%	8.54%	8.22%	7.63%	7.90%
21-Jul-21	4,709,146,075.08	1,286.423000	7.39%	8.07%	7.91%	7.48%	7.87%
20-Jul-21	4,709,489,431.74	1,286.633271	8.74%	8.26%	8.06%	7.52%	7.92%
19-Jul-21	4,692,801,574.45	1,286.314386	8.50%	8.11%	8.09%	7.48%	7.82%
18-Jul-21	4,670,688,541.10	1,286.129814	8.39%	8.54%	8.22%	7.46%	7.83%
17-Jul-21	4,670,374,996.71	1,286.043476	7.73%	9.02%	8.26%	7.57%	7.84%
16-Jul-21	4,670,061,442.92	1,285.957135	7.70%	9.05%	8.32%	7.58%	7.87%
15-Jul-21	4,608,685,542.44	1,285.852105	8.44%	9.19%	8.31%	7.58%	7.89%
14-Jul-21	4,616,977,807.80	1,285.649466	8.76%	9.14%	8.27%	7.56%	7.91%
13-Jul-21	4,616,218,890.62	1,285.543349	8.69%	9.13%	8.37%	7.60%	8.02%
12-Jul-21	4,603,507,098.60	1,285.161081	8.40%	9.03%	8.48%	7.56%	7.95%
11-Jul-21	4,580,599,932.98	1,284.600000	7.94%	8.97%	8.56%	7.39%	7.92%
10-Jul-21	4,580,321,177.98	1,284.520000	8.12%	9.20%	8.67%	7.40%	7.94%
9-Jul-21	4,580,036,303.23	1,284.437927	8.46%	9.25%	8.63%	7.41%	7.97%
8-Jul-21	4,506,350,752.73	1,284.500116	9.05%	9.38%	8.68%	7.44%	7.99%
7-Jul-21	4,357,206,422.59	1,283.585422	8.27%	8.99%	8.41%	7.31%	7.94%
6-Jul-21	4,293,997,946.25	1,283.113101	8.19%	8.81%	8.26%	7.26%	7.94%
5-Jul-21	4,082,152,170.43	1,282.681550	7.85%	8.69%	8.36%	7.27%	7.92%
4-Jul-21	3,967,420,692.08	1,281.541062	6.83%	8.49%	8.13%	7.11%	7.84%
3-Jul-21	3,967,165,626.50	1,281.460000	7.24%	8.57%	7.88%	7.13%	7.85%
2-Jul-21	3,966,910,252.64	1,281.376182	7.23%	8.59%	7.90%	7.13%	7.86%
1-Jul-21	3,942,525,121.75	1,281.402650	8.17%	8.87%	7.94%	7.15%	7.79%
30-Jun-21	3,914,736,813.90	1,280.492259	7.55%	8.49%	7.67%	7.02%	7.74%
29-Jun-21	3,926,098,248.87	1,280.363966	7.56%	8.47%	7.66%	7.02%	7.75%
28-Jun-21	3,902,299,554.85	1,280.646007	7.91%	8.65%	7.77%	7.11%	7.79%
27-Jun-21	3,852,593,895.30	1,279.898368	7.29%	8.51%	7.67%	6.99%	7.75%
26-Jun-21	3,852,377,695.62	1,279.826543	7.13%	8.42%	7.82%	7.01%	7.77%
25-Jun-21	3,852,161,493.59	1,279.754717	8.29%	8.50%	7.81%	7.05%	7.79%
24-Jun-21	3,711,998,422.37	1,279.111684	9.41%	8.17%	7.64%	6.96%	7.79%
23-Jun-21	3,711,998,422.37	1,279.111684	9.35%	8.20%	7.67%	6.97%	7.83%
22-Jun-21	3,698,204,165.27	1,278.660698	8.92%	8.02%	7.59%	6.92%	7.79%
21-Jun-21	3,698,204,165.27	1,278.660698	8.92%	8.13%	7.67%	6.87%	7.84%
20-Jun-21	3,661,343,403.75	1,277.455571	7.95%	7.76%	7.35%	6.68%	7.76%
19-Jun-21	3,661,149,204.92	1,277.387815	7.89%	8.00%	7.34%	6.71%	7.78%
18-Jun-21	3,660,955,000.25	1,277.320056	8.88%	8.08%	7.51%	6.77%	7.92%
17-Jun-21	3,644,364,234.39	1,277.923236	10.52%	8.48%	7.74%	6.88%	7.85%
16-Jun-21	3,594,694,201.56	1,277.870000	10.60%	8.49%	7.75%	6.89%	7.88%
15-Jun-21	3,335,742,642.06	1,276.998261	10.16%	8.12%	7.54%	6.90%	7.94%
14-Jun-21	3,327,228,066.00	1,276.456943	9.72%	8.05%	7.52%	6.91%	7.80%
13-Jun-21	3,325,027,745.00	1,276.425576	9.78%	8.38%	7.76%	6.96%	7.82%
12-Jun-21	3,324,822,600.00	1,276.346824	9.87%	8.72%	7.85%	6.88%	7.84%
11-Jun-21	3,324,617,447.96	1,276.268070	10.20%	8.88%	8.02%	6.89%	7.90%
10-Jun-21	3,326,800,911.54	1,276.008110	10.50%	8.75%	7.97%	6.87%	7.90%
9-Jun-21	3,222,755,037.08	1,275.570260	10.25%	8.58%	7.86%	6.81%	8.01%
8-Jun-21	3,213,891,989.56	1,275.018754	9.93%	8.35%	7.67%	6.74%	7.95%
7-Jun-21	3,191,012,100.26	1,274.918817	9.92%	8.31%	7.84%	6.70%	8.01%
6-Jun-21	3,190,440,087.99	1,274.530000	9.63%	8.48%	7.71%	6.70%	8.00%

Fecha	Patrimonio neto del Fondo	Valor Cuota	Rentabilidad				
			30 días	60 días	90 días	180 días	365 días
5-Jun-21	3,190,263,291.81	1,274.460000	9.72%	8.65%	7.83%	6.78%	8.02%
4-Jun-21	3,190,086,489.97	1,274.392002	10.34%	8.29%	7.80%	6.78%	8.06%
3-Jun-21	3,183,958,388.79	1,273.875908	10.08%	8.12%	7.67%	6.72%	8.02%
2-Jun-21	3,183,781,547.49	1,273.810000	10.14%	8.12%	7.68%	6.73%	8.02%
1-Jun-21	3,155,382,370.59	1,272.857987	9.78%	7.71%	7.39%	6.59%	8.00%
31-May-21	3,146,668,247.43	1,272.598151	9.61%	7.63%	7.70%	6.60%	8.02%
30-May-21	3,133,305,815.79	1,272.452210	9.55%	7.59%	7.73%	6.55%	8.02%
29-May-21	3,133,092,923.24	1,272.370000	9.57%	7.77%	7.80%	6.56%	8.04%
28-May-21	3,132,880,024.23	1,272.279293	9.92%	7.97%	7.74%	6.54%	8.07%
27-May-21	3,037,982,074.24	1,272.374589	9.90%	8.04%	7.80%	6.58%	7.99%
26-May-21	3,034,245,236.35	1,271.098900	8.90%	7.48%	7.42%	6.39%	7.86%
25-May-21	3,031,090,013.58	1,269.294880	7.10%	6.67%	6.89%	6.16%	7.68%
24-May-21	3,009,938,121.27	1,269.357636	7.22%	6.80%	6.92%	6.21%	7.63%
23-May-21	3,008,667,466.46	1,269.350000	7.28%	6.91%	6.93%	6.30%	7.64%
22-May-21	3,008,667,466.46	1,269.350000	7.50%	7.02%	6.86%	6.19%	7.66%
21-May-21	3,008,240,958.05	1,269.167217	7.72%	6.94%	6.71%	6.17%	7.74%
20-May-21	3,000,362,607.00	1,269.157265	8.28%	7.22%	6.74%	6.19%	7.71%
19-May-21	2,977,172,879.15	1,268.069685	7.44%	6.75%	6.41%	6.03%	7.64%
18-May-21	2,967,705,202.39	1,266.973076	6.62%	6.28%	6.20%	5.95%	7.60%
17-May-21	2,960,307,645.71	1,266.833899	6.56%	6.31%	6.30%	6.02%	7.67%
16-May-21	2,924,477,727.94	1,266.423446	6.24%	6.35%	6.23%	6.08%	7.65%
15-May-21	2,924,276,287.16	1,266.336214	6.55%	6.67%	6.31%	6.11%	7.66%
14-May-21	2,924,068,861.27	1,266.250000	7.17%	6.79%	6.20%	6.16%	7.68%
13-May-21	2,919,859,391.94	1,266.074763	7.76%	7.00%	6.17%	6.15%	7.68%
12-May-21	2,907,960,225.10	1,265.659759	7.75%	6.85%	6.07%	6.10%	7.67%
11-May-21	2,964,705,671.98	1,265.087050	7.18%	6.62%	6.06%	6.11%	7.59%
10-May-21	2,955,525,681.60	1,264.916265	7.09%	6.53%	6.05%	6.12%	7.60%
9-May-21	2,945,832,157.46	1,264.692309	6.95%	6.72%	6.04%	6.18%	7.60%
8-May-21	2,945,633,476.72	1,264.607012	6.87%	6.67%	6.38%	6.14%	7.62%
7-May-21	2,945,434,794.82	1,264.521715	7.50%	6.83%	6.33%	6.15%	7.67%
6-May-21	2,934,237,802.14	1,264.356534	7.76%	6.75%	6.31%	6.15%	7.62%
5-May-21	2,929,242,278.59	1,263.648736	6.40%	6.46%	6.11%	6.05%	7.52%
4-May-21	2,919,326,941.70	1,263.406375	6.32%	6.38%	6.20%	6.06%	7.54%
3-May-21	2,912,889,963.22	1,263.280364	6.27%	6.36%	6.36%	6.09%	7.55%
2-May-21	2,909,370,890.98	1,262.710000	5.80%	6.66%	6.11%	6.10%	7.52%
1-May-21	2,909,178,790.67	1,262.620000	5.79%	6.73%	6.15%	6.21%	7.54%
30-Apr-21	2,908,986,684.59	1,262.540445	5.78%	6.83%	6.29%	6.28%	7.57%
29-Apr-21	2,901,604,855.94	1,262.441140	6.11%	6.74%	6.29%	6.29%	7.72%
28-Apr-21	3,089,161,869.01	1,261.987238	6.18%	6.57%	6.18%	6.24%	7.71%
27-Apr-21	3,085,062,992.44	1,262.105565	6.34%	6.67%	6.54%	6.32%	7.72%
26-Apr-21	3,084,210,610.21	1,261.864858	6.20%	6.64%	6.59%	6.35%	7.73%
25-Apr-21	3,137,724,763.29	1,261.930000	6.36%	6.68%	6.81%	6.26%	7.76%
24-Apr-21	3,137,566,051.90	1,261.865479	6.48%	6.67%	6.83%	6.35%	7.77%
23-Apr-21	3,137,409,135.74	1,261.802370	6.66%	6.55%	6.85%	6.42%	7.94%
22-Apr-21	3,118,672,390.45	1,261.570978	6.66%	6.30%	6.81%	6.40%	7.97%
21-Apr-21	3,117,645,136.03	1,261.161653	6.27%	6.15%	6.71%	6.36%	8.00%
20-Apr-21	3,104,243,181.01	1,260.580957	6.30%	5.91%	6.52%	6.32%	7.90%
19-Apr-21	2,787,060,805.04	1,260.358408	6.17%	6.02%	6.48%	6.36%	7.91%
18-Apr-21	2,782,332,999.19	1,260.113393	6.03%	6.11%	6.41%	6.39%	7.91%
17-Apr-21	2,782,161,299.12	1,260.035630	6.15%	6.17%	6.64%	6.42%	7.92%
16-Apr-21	2,781,988,038.88	1,259.957161	6.56%	6.29%	6.65%	6.49%	7.98%
15-Apr-21	2,777,481,456.72	1,259.555673	6.90%	5.98%	6.55%	6.45%	8.01%
14-Apr-21	2,818,136,436.86	1,258.833897	6.53%	5.68%	6.35%	6.35%	7.95%

Fecha	Patrimonio neto del Fondo	Valor Cuota	Rentabilidad				
			30 días	60 días	90 días	180 días	365 días
13-Apr-21	2,697,000,443.38	1,258.050000	6.36%	5.35%	6.21%	6.20%	7.99%
12-Apr-21	2,694,352,496.87	1,257.646272	6.06%	5.41%	6.12%	6.20%	7.90%
11-Apr-21	2,694,723,900.67	1,257.662045	6.16%	5.48%	5.97%	6.22%	7.93%
10-Apr-21	2,694,561,510.13	1,257.586256	6.07%	5.54%	5.98%	6.29%	7.94%
9-Apr-21	2,694,399,114.28	1,257.510463	6.60%	6.04%	6.01%	6.34%	7.96%
8-Apr-21	2,690,062,299.22	1,257.508961	6.58%	6.01%	6.04%	6.37%	7.97%
7-Apr-21	2,692,003,125.49	1,256.772084	6.28%	5.71%	5.84%	6.28%	7.80%
6-Apr-21	2,687,302,401.62	1,256.344066	5.85%	5.55%	5.76%	6.27%	7.79%
5-Apr-21	2,684,493,547.45	1,257.033282	6.61%	6.12%	6.15%	6.45%	7.87%
4-Apr-21	2,674,519,507.37	1,256.881407	6.55%	6.34%	6.15%	6.49%	7.88%
3-Apr-21	2,674,348,757.50	1,256.801164	6.54%	6.21%	6.18%	6.58%	7.90%
2-Apr-21	2,674,178,001.18	1,256.720917	7.62%	6.27%	6.18%	6.59%	7.93%
1-Apr-21	2,674,007,239.75	1,256.640669	7.78%	6.48%	6.19%	6.60%	7.94%
31-Mar-21	2,638,974,396.32	1,256.574864	8.00%	6.49%	6.21%	6.62%	7.98%
30-Mar-21	2,629,164,936.95	1,256.128969	7.49%	6.33%	6.10%	6.58%	7.93%
29-Mar-21	2,593,808,841.89	1,255.605127	7.07%	6.56%	6.02%	6.52%	7.90%
28-Mar-21	2,586,272,606.43	1,255.564192	7.12%	6.72%	5.99%	6.59%	7.92%
27-Mar-21	2,586,070,953.55	1,255.466296	7.20%	6.97%	6.04%	6.60%	7.93%
26-Mar-21	2,585,869,295.07	1,255.368396	7.12%	6.98%	6.09%	6.62%	7.97%
25-Mar-21	2,549,691,632.06	1,255.176280	6.96%	6.94%	6.06%	6.62%	7.99%
24-Mar-21	2,544,741,806.11	1,254.933850	6.54%	6.88%	6.02%	6.61%	7.99%
23-Mar-21	2,543,230,878.42	1,254.706116	6.04%	6.82%	5.98%	6.61%	7.97%
22-Mar-21	2,543,653,087.73	1,254.691280	6.11%	6.81%	5.89%	6.64%	8.05%
21-Mar-21	2,538,001,547.18	1,254.090190	5.62%	6.58%	5.70%	6.63%	8.02%
20-Mar-21	2,537,806,979.79	1,253.994050	5.95%	6.54%	5.75%	6.65%	8.04%
19-Mar-21	2,537,612,407.89	1,253.897907	6.29%	6.87%	5.85%	6.72%	8.06%
18-Mar-21	2,536,089,471.90	1,253.698307	6.28%	6.82%	5.82%	6.69%	8.04%
17-Mar-21	2,537,993,482.99	1,253.205160	6.13%	6.64%	5.69%	6.63%	7.96%
16-Mar-21	2,532,681,650.26	1,252.449235	5.14%	6.33%	5.74%	6.60%	7.91%
15-Mar-21	2,539,745,830.01	1,252.110954	4.90%	6.33%	5.82%	6.58%	7.97%
14-Mar-21	2,534,835,818.58	1,251.505168	4.40%	6.10%	5.72%	6.50%	7.94%
13-Mar-21	2,534,650,651.74	1,251.413747	4.83%	5.83%	5.56%	6.54%	7.95%
12-Mar-21	2,534,465,479.83	1,251.322323	4.87%	5.84%	5.59%	6.59%	7.91%
11-Mar-21	2,531,111,979.33	1,251.344881	5.08%	5.93%	5.63%	6.62%	7.95%
10-Mar-21	2,528,683,897.78	1,250.729427	5.58%	5.68%	5.46%	6.55%	7.87%
9-Mar-21	2,520,878,274.58	1,250.739691	5.53%	5.74%	5.51%	6.59%	7.90%
8-Mar-21	2,519,037,282.51	1,250.314336	5.21%	5.62%	5.32%	6.63%	7.90%
7-Mar-21	2,517,805,511.08	1,250.331091	5.33%	5.87%	5.45%	6.62%	7.92%
6-Mar-21	2,517,621,826.28	1,250.239874	5.71%	5.90%	5.59%	6.73%	7.93%
5-Mar-21	2,517,438,135.99	1,250.148654	6.23%	5.94%	5.59%	6.72%	8.00%
4-Mar-21	2,509,589,985.69	1,250.080533	5.97%	5.95%	5.61%	6.74%	8.05%
3-Mar-21	2,516,791,131.39	1,248.895764	5.01%	5.44%	5.26%	6.57%	7.89%
2-Mar-21	2,517,050,022.13	1,248.654977	5.28%	5.37%	5.23%	6.53%	7.90%
1-Mar-21	2,525,200,950.20	1,248.363494	5.09%	5.28%	5.23%	6.66%	7.88%
28-Feb-21	2,521,888,928.89	1,248.444251	5.27%	5.45%	5.19%	6.82%	7.91%
27-Feb-21	2,521,704,183.62	1,248.352794	6.16%	5.40%	5.22%	6.86%	7.93%
26-Feb-21	2,521,520,131.75	1,248.261680	6.43%	5.47%	5.18%	6.82%	7.99%
25-Feb-21	2,518,730,475.83	1,248.084738	6.86%	5.51%	5.16%	6.82%	7.99%
24-Feb-21	2,524,149,937.92	1,248.065612	6.96%	5.55%	5.20%	6.86%	7.99%
23-Feb-21	2,519,938,494.61	1,248.038165	7.04%	5.58%	5.33%	6.95%	8.05%
22-Feb-21	2,524,094,569.04	1,248.221318	7.33%	5.72%	5.46%	7.08%	8.11%
21-Feb-21	2,528,892,586.49	1,248.510782	7.71%	5.74%	5.73%	6.87%	8.15%
20-Feb-21	2,528,703,837.93	1,248.417597	7.63%	5.70%	5.49%	6.93%	8.17%

Fecha	Patrimonio neto del Fondo	Valor Cuota	Rentabilidad				
			30 días	60 días	90 días	180 días	365 días
19-Feb-21	2,528,515,084.29	1,248.324410	7.64%	5.77%	5.47%	7.01%	8.20%
18-Feb-21	2,502,871,144.54	1,247.886277	7.24%	5.76%	5.37%	6.98%	8.18%
17-Feb-21	2,508,549,733.45	1,247.447945	7.56%	5.59%	5.26%	6.94%	8.13%
16-Feb-21	2,504,685,351.28	1,247.259141	7.48%	5.55%	5.41%	6.97%	8.12%
15-Feb-21	2,501,619,195.77	1,246.927107	7.26%	5.83%	5.47%	7.19%	8.13%
14-Feb-21	2,501,546,708.33	1,247.183352	7.62%	6.24%	5.82%	7.35%	8.17%
13-Feb-21	2,501,358,814.08	1,247.089674	7.86%	6.34%	5.87%	7.63%	8.19%
12-Feb-21	2,501,169,277.22	1,246.995178	7.90%	6.11%	5.96%	7.57%	8.17%
11-Feb-21	2,499,246,337.05	1,246.460600	6.91%	5.93%	5.83%	7.52%	8.13%
10-Feb-21	2,496,550,192.91	1,246.330370	6.89%	5.91%	5.83%	7.54%	8.16%
9-Feb-21	2,495,711,369.90	1,246.139958	6.86%	5.87%	5.97%	7.56%	8.17%
8-Feb-21	2,493,196,412.37	1,245.021961	5.87%	5.39%	5.66%	7.26%	8.07%
7-Feb-21	2,492,014,128.77	1,245.081917	6.03%	5.35%	5.88%	7.48%	8.10%
6-Feb-21	2,491,817,568.06	1,244.983710	6.12%	5.48%	5.79%	7.51%	8.11%
5-Feb-21	2,491,612,439.07	1,244.881221	6.51%	5.69%	5.81%	7.59%	8.12%
4-Feb-21	2,503,413,536.89	1,244.397057	6.18%	5.50%	5.69%	7.55%	8.12%
3-Feb-21	2,501,458,172.55	1,243.775638	5.73%	5.26%	5.54%	7.49%	8.10%
2-Feb-21	2,495,314,810.39	1,243.971688	6.02%	5.41%	5.70%	7.59%	8.14%
1-Feb-21	2,488,757,684.82	1,243.772220	5.93%	5.38%	5.73%	7.66%	8.18%
31-Jan-21	2,487,110,934.51	1,243.259181	5.53%	5.28%	5.77%	7.85%	8.15%
30-Jan-21	2,486,914,635.21	1,243.161054	5.54%	5.14%	5.98%	7.87%	8.17%
29-Jan-21	2,486,705,943.73	1,243.056733	5.71%	5.17%	6.11%	7.90%	8.19%
28-Jan-21	2,479,836,838.29	1,242.062774	4.71%	4.68%	5.83%	7.77%	8.14%
27-Jan-21	2,477,445,772.41	1,241.698708	4.58%	4.56%	5.76%	7.75%	8.12%
26-Jan-21	2,478,413,398.76	1,241.085973	4.23%	4.32%	5.67%	7.95%	8.08%
25-Jan-21	2,516,128,403.95	1,240.961951	4.21%	4.47%	5.78%	7.75%	8.08%
24-Jan-21	2,515,914,044.18	1,240.856228	4.21%	4.52%	5.54%	7.90%	8.09%
23-Jan-21	2,515,699,678.01	1,240.750502	4.20%	4.72%	5.69%	8.16%	8.10%
22-Jan-21	2,515,485,305.42	1,240.644773	3.84%	4.36%	5.82%	8.01%	8.11%
21-Jan-21	2,510,872,662.28	1,240.636250	3.85%	4.38%	5.87%	8.05%	8.13%
20-Jan-21	2,510,657,089.92	1,240.529734	3.99%	4.38%	5.88%	8.07%	8.14%
19-Jan-21	2,505,405,696.48	1,240.503216	4.35%	4.43%	5.98%	8.03%	8.16%
18-Jan-21	2,508,726,046.42	1,239.745073	3.71%	4.37%	5.88%	7.92%	8.12%
17-Jan-21	2,503,133,998.72	1,239.633644	3.70%	4.56%	5.97%	8.00%	8.13%
16-Jan-21	2,502,919,680.55	1,239.527507	4.48%	4.90%	6.03%	8.05%	8.14%
15-Jan-21	2,502,705,355.97	1,239.421366	4.95%	4.97%	6.15%	7.89%	8.13%
14-Jan-21	2,512,385,519.88	1,239.086526	4.93%	4.98%	6.09%	7.87%	8.08%
13-Jan-21	2,503,882,857.96	1,238.953071	4.41%	4.98%	6.10%	7.89%	8.09%
12-Jan-21	2,452,686,584.63	1,239.419750	5.03%	5.27%	6.22%	8.04%	8.16%
11-Jan-21	2,449,586,058.88	1,239.312913	5.02%	5.53%	6.30%	8.08%	8.17%
10-Jan-21	2,448,050,088.44	1,239.152491	4.97%	5.53%	6.28%	8.13%	8.18%
9-Jan-21	2,447,843,422.10	1,239.047881	4.99%	5.78%	6.42%	8.34%	8.22%
8-Jan-21	2,447,631,152.91	1,238.940434	4.75%	5.64%	6.51%	8.25%	8.21%
7-Jan-21	2,449,502,461.04	1,238.754658	4.92%	5.62%	6.50%	8.25%	8.21%
6-Jan-21	2,438,987,233.97	1,238.259417	4.96%	5.45%	6.39%	8.21%	8.19%
5-Jan-21	2,429,992,193.31	1,238.106082	4.90%	5.45%	6.46%	8.26%	8.21%
4-Jan-21	2,425,828,009.09	1,237.950377	4.86%	5.52%	6.55%	8.27%	8.21%
3-Jan-21	2,425,619,654.69	1,237.844049	4.86%	5.60%	6.63%	8.30%	8.22%
2-Jan-21	2,425,411,293.75	1,237.737718	4.91%	5.86%	6.81%	8.36%	8.24%
1-Jan-21	2,425,202,926.58	1,237.631384	5.09%	6.15%	6.82%	8.37%	8.26%
31-Dec-20	2,424,990,902.75	1,237.523184	4.80%	6.35%	6.84%	8.39%	8.26%
30-Dec-20	2,423,908,824.89	1,237.254618	4.71%	6.29%	6.80%	8.38%	8.26%
29-Dec-20	2,424,348,260.34	1,237.277830	4.71%	6.37%	6.88%	8.40%	8.34%

Fecha	Patrimonio neto del Fondo	Valor Cuota	Rentabilidad				
			30 días	60 días	90 días	180 días	365 días
28-Dec-20	2,421,907,199.69	1,237.040722	4.59%	6.42%	6.86%	8.23%	8.35%
27-Dec-20	2,418,570,092.29	1,236.784650	4.45%	6.52%	6.91%	8.24%	8.34%
26-Dec-20	2,418,372,097.59	1,236.683401	4.78%	6.17%	6.94%	8.27%	8.36%
25-Dec-20	2,418,174,096.91	1,236.582149	4.88%	6.40%	6.97%	8.28%	8.37%
24-Dec-20	2,417,976,090.32	1,236.480895	5.29%	6.58%	7.00%	8.31%	8.39%
23-Dec-20	2,399,930,292.04	1,236.737108	4.93%	6.78%	7.14%	8.40%	8.44%
22-Dec-20	2,386,175,494.79	1,236.722236	4.95%	6.85%	7.21%	8.45%	8.45%
21-Dec-20	2,379,717,976.57	1,236.478094	4.83%	6.88%	7.19%	8.52%	8.46%
20-Dec-20	2,378,426,247.70	1,236.078783	4.56%	6.91%	7.25%	8.51%	8.44%
19-Dec-20	2,378,226,280.71	1,235.974860	5.08%	7.05%	7.27%	8.51%	8.45%
18-Dec-20	2,378,026,202.72	1,235.870878	5.48%	7.14%	7.41%	8.58%	8.48%
17-Dec-20	2,374,920,274.22	1,234.982288	5.38%	6.93%	7.12%	8.47%	8.43%
16-Dec-20	2,364,578,332.30	1,234.399012	5.06%	6.73%	6.98%	8.41%	8.41%
15-Dec-20	2,361,240,638.74	1,234.089278	5.10%	6.65%	7.05%	8.66%	8.36%
14-Dec-20	2,407,950,751.37	1,234.479288	5.62%	6.79%	7.26%	8.49%	8.41%
13-Dec-20	2,348,865,879.29	1,234.320119	5.59%	6.89%	7.25%	8.53%	8.41%
12-Dec-20	2,348,669,892.68	1,234.217129	6.11%	6.88%	7.32%	8.77%	8.43%
11-Dec-20	2,348,470,843.48	1,234.112529	6.17%	7.09%	7.42%	8.57%	8.44%
10-Dec-20	2,332,021,270.79	1,233.988726	6.65%	7.20%	7.44%	8.59%	8.44%
9-Dec-20	2,295,965,914.62	1,234.126014	6.62%	7.35%	7.55%	8.66%	8.48%
8-Dec-20	2,287,925,399.12	1,233.764283	6.40%	7.26%	7.50%	8.73%	8.49%
7-Dec-20	2,269,932,596.05	1,233.227115	6.01%	7.18%	7.53%	8.68%	8.43%
6-Dec-20	2,238,048,063.70	1,233.136642	6.06%	7.33%	7.48%	8.95%	8.44%
5-Dec-20	2,237,850,369.90	1,233.027715	6.25%	7.45%	7.70%	8.91%	8.45%
4-Dec-20	2,237,652,670.15	1,232.918785	6.43%	7.70%	7.66%	9.02%	8.42%
3-Dec-20	2,223,913,389.03	1,232.765124	6.91%	7.69%	7.68%	9.04%	8.44%
2-Dec-20	2,160,329,776.90	1,232.478201	7.32%	7.63%	7.64%	9.04%	8.47%
1-Dec-20	2,148,199,779.96	1,232.664928	8.00%	7.81%	7.70%	9.18%	8.46%
30-Nov-20	2,136,589,741.49	1,232.485467	7.98%	7.82%	8.00%	9.14%	8.46%
29-Nov-20	2,139,120,288.27	1,232.507758	8.13%	7.91%	8.29%	9.17%	8.48%
28-Nov-20	2,138,919,925.98	1,232.392314	8.36%	8.06%	8.35%	9.26%	8.49%
27-Nov-20	2,138,719,558.16	1,232.276867	8.69%	8.09%	8.26%	9.32%	8.52%
26-Nov-20	2,127,213,627.23	1,231.844062	7.66%	7.98%	8.19%	9.28%	8.50%
25-Nov-20	2,089,684,825.42	1,231.639300	8.02%	7.97%	8.20%	9.28%	8.53%
24-Nov-20	2,076,592,785.19	1,231.124783	7.98%	7.80%	8.21%	9.27%	8.54%
23-Nov-20	2,063,150,507.24	1,231.744603	8.76%	8.21%	8.63%	9.22%	8.52%
22-Nov-20	2,052,032,319.65	1,231.708777	8.87%	8.29%	8.10%	9.15%	8.53%
21-Nov-20	2,051,831,914.32	1,231.588486	9.06%	8.51%	8.21%	9.08%	8.54%
20-Nov-20	2,051,631,502.65	1,231.468191	9.39%	8.53%	8.35%	8.95%	8.53%
19-Nov-20	2,030,292,677.96	1,230.836832	9.15%	8.48%	8.22%	8.88%	8.49%
18-Nov-20	2,019,683,298.61	1,230.332613	8.94%	8.23%	8.13%	8.83%	8.47%
17-Nov-20	2,007,742,570.73	1,229.549622	8.61%	7.94%	7.99%	8.88%	8.42%
16-Nov-20	2,003,970,420.53	1,229.289982	8.51%	8.07%	8.43%	8.77%	8.41%
15-Nov-20	1,996,302,565.03	1,228.937789	8.32%	8.01%	8.56%	8.76%	8.40%
14-Nov-20	1,996,087,260.75	1,228.805246	8.07%	8.00%	9.09%	8.84%	8.41%
13-Nov-20	1,995,871,949.74	1,228.672699	8.30%	8.09%	8.96%	8.97%	8.41%
12-Nov-20	1,978,033,199.27	1,228.053998	7.78%	7.98%	8.82%	8.90%	8.35%
11-Nov-20	1,862,498,895.15	1,227.881705	8.12%	7.99%	8.84%	8.91%	8.35%
10-Nov-20	1,854,855,282.01	1,227.275735	7.88%	7.78%	8.76%	8.86%	8.35%
9-Nov-20	1,842,266,028.13	1,227.447196	8.22%	7.98%	8.60%	8.92%	8.38%
8-Nov-20	1,842,057,001.42	1,227.307928	8.25%	8.21%	8.95%	8.94%	8.39%
7-Nov-20	1,841,843,523.64	1,227.165694	8.47%	8.11%	8.99%	8.86%	8.39%
6-Nov-20	1,841,630,048.01	1,227.023461	8.73%	8.41%	9.14%	8.88%	8.36%

Fecha	Patrimonio neto del Fondo	Valor Cuota	Rentabilidad				
			30 días	60 días	90 días	180 días	365 días
5-Nov-20	1,730,993,985.89	1,226.726543	8.80%	8.27%	9.13%	8.87%	8.38%
4-Nov-20	1,724,177,178.74	1,226.440833	9.13%	8.22%	9.11%	8.86%	8.38%
3-Nov-20	1,719,516,979.31	1,225.805992	8.63%	8.00%	9.03%	8.87%	8.33%
2-Nov-20	1,711,280,326.09	1,225.111269	8.10%	7.66%	9.01%	8.68%	8.29%
1-Nov-20	1,709,204,575.64	1,224.612676	7.77%	7.93%	9.37%	8.51%	8.27%
31-Oct-20	1,708,989,787.46	1,224.458784	7.82%	8.27%	9.40%	8.58%	8.27%
30-Oct-20	1,708,798,861.92	1,224.321990	7.84%	8.35%	9.44%	8.59%	8.28%
29-Oct-20	1,697,388,130.27	1,223.984655	7.92%	8.11%	9.41%	8.57%	8.27%
28-Oct-20	1,690,639,987.04	1,223.535142	7.66%	8.00%	9.34%	8.53%	8.26%
27-Oct-20	1,690,402,219.40	1,224.139400	8.46%	8.40%	10.15%	8.71%	8.33%
26-Oct-20	1,681,368,232.95	1,223.569214	8.07%	8.39%	9.60%	8.93%	8.32%
25-Oct-20	1,657,586,623.98	1,223.103147	7.78%	8.46%	9.77%	8.91%	8.30%
24-Oct-20	1,657,371,494.84	1,222.944407	7.84%	7.64%	10.26%	8.88%	8.30%
23-Oct-20	1,657,161,056.33	1,222.789128	7.87%	7.79%	9.96%	8.91%	8.31%
22-Oct-20	1,650,729,225.14	1,222.490079	8.14%	7.90%	9.93%	8.90%	8.30%
21-Oct-20	1,643,690,943.76	1,222.033803	7.85%	7.79%	9.85%	8.86%	8.28%
20-Oct-20	1,622,570,100.72	1,221.646023	7.98%	7.71%	9.65%	9.14%	8.29%
19-Oct-20	1,611,851,517.58	1,221.356991	7.69%	7.74%	9.59%	9.18%	8.24%
18-Oct-20	1,611,101,042.83	1,220.909935	7.42%	8.30%	9.63%	9.22%	8.22%
17-Oct-20	1,610,892,580.18	1,220.751960	7.79%	8.57%	9.70%	9.10%	8.23%
16-Oct-20	1,610,684,110.91	1,220.593979	7.86%	9.34%	9.39%	9.13%	8.26%
15-Oct-20	1,587,531,434.53	1,220.707853	8.10%	9.26%	9.50%	9.19%	8.29%
14-Oct-20	1,580,880,549.67	1,220.348391	8.04%	9.20%	9.45%	9.17%	8.28%
13-Oct-20	1,541,600,521.88	1,220.249080	8.34%	9.26%	9.55%	9.29%	8.27%
12-Oct-20	1,519,260,524.14	1,219.736778	8.01%	9.18%	9.50%	9.31%	8.24%
11-Oct-20	1,516,443,463.56	1,219.379020	7.84%	8.68%	9.54%	9.26%	8.22%
10-Oct-20	1,516,231,775.91	1,219.208801	7.89%	9.19%	9.93%	9.43%	8.23%
9-Oct-20	1,516,020,082.16	1,219.038577	8.33%	9.23%	9.72%	9.31%	8.23%
8-Oct-20	1,506,451,105.20	1,218.681294	7.91%	9.34%	9.67%	9.29%	8.22%
7-Oct-20	1,490,410,359.43	1,218.285885	8.28%	9.27%	9.61%	9.26%	8.21%
6-Oct-20	1,489,720,684.49	1,217.922409	7.91%	9.21%	9.65%	9.24%	8.21%
5-Oct-20	1,425,956,265.17	1,217.308167	7.48%	9.09%	9.51%	9.17%	8.17%
4-Oct-20	1,457,725,113.25	1,217.175124	7.54%	9.34%	9.56%	8.92%	8.18%
3-Oct-20	1,457,527,737.54	1,217.010319	7.37%	10.03%	9.66%	8.95%	8.18%
2-Oct-20	1,457,328,204.05	1,216.843712	8.26%	10.06%	9.65%	8.97%	8.20%
1-Oct-20	1,424,242,514.06	1,216.638390	8.90%	10.09%	9.66%	8.98%	8.17%
30-Sep-20	1,417,781,993.59	1,216.478470	9.02%	10.13%	9.67%	8.99%	8.16%
29-Sep-20	1,406,701,897.59	1,216.072578	8.47%	10.05%	9.57%	9.00%	8.14%
28-Sep-20	1,389,825,600.24	1,215.879533	8.50%	10.83%	9.25%	8.99%	8.12%
27-Sep-20	1,376,431,505.31	1,215.689254	8.52%	10.21%	9.29%	9.06%	8.12%
26-Sep-20	1,376,230,557.61	1,215.511773	8.90%	10.59%	9.31%	9.00%	8.12%
25-Sep-20	1,376,024,935.20	1,215.330164	9.32%	11.29%	9.31%	9.00%	8.12%
24-Sep-20	1,303,239,553.95	1,215.116463	7.58%	10.84%	9.33%	9.00%	8.12%
23-Sep-20	1,303,042,757.91	1,214.932974	7.86%	10.85%	9.35%	9.01%	8.10%
22-Sep-20	1,299,079,169.45	1,214.366925	7.81%	10.68%	9.27%	9.01%	8.07%
21-Sep-20	1,294,255,817.56	1,214.201902	7.88%	10.50%	9.42%	9.04%	8.09%
20-Sep-20	1,293,802,799.62	1,213.682669	7.59%	10.29%	9.37%	9.00%	8.07%
19-Sep-20	1,293,802,799.62	1,213.682669	7.95%	10.57%	9.40%	9.00%	8.08%
18-Sep-20	1,293,614,975.04	1,213.506476	9.36%	10.67%	9.50%	9.14%	8.08%
17-Sep-20	1,291,346,820.70	1,212.990182	9.55%	10.03%	9.41%	9.09%	8.09%
16-Sep-20	1,262,841,789.04	1,212.760270	11.04%	10.02%	9.42%	9.09%	8.09%
15-Sep-20	1,265,020,837.84	1,212.636767	10.64%	10.07%	9.96%	9.13%	8.10%
14-Sep-20	1,259,511,419.88	1,212.333207	10.56%	10.12%	9.40%	9.08%	8.10%

Fecha	Patrimonio neto del Fondo	Valor Cuota	Rentabilidad				
			30 días	60 días	90 días	180 días	365 días
13-Sep-20	1,252,850,873.56	1,211.938084	10.39%	10.09%	9.39%	8.93%	8.08%
12-Sep-20	1,252,663,846.51	1,211.757164	10.57%	10.24%	9.84%	8.93%	8.09%
11-Sep-20	1,252,476,815.49	1,211.576241	9.72%	10.79%	9.42%	9.08%	8.12%
10-Sep-20	1,239,569,201.35	1,211.350000	10.69%	10.46%	9.43%	9.08%	8.07%
9-Sep-20	1,073,267,129.35	1,210.748742	10.34%	10.28%	9.31%	9.02%	8.03%
8-Sep-20	1,025,083,301.27	1,210.813318	11.00%	10.41%	9.59%	8.96%	8.05%
7-Sep-20	1,022,110,857.69	1,210.055095	10.48%	10.27%	9.42%	8.89%	8.04%
6-Sep-20	1,013,225,586.18	1,210.054506	10.72%	10.37%	9.98%	8.85%	8.06%
5-Sep-20	1,013,069,141.90	1,209.867671	10.92%	10.42%	9.87%	8.87%	8.06%
4-Sep-20	1,012,912,695.05	1,209.680833	11.36%	10.55%	10.06%	8.91%	7.96%
3-Sep-20	997,184,166.92	1,209.682977	12.94%	10.62%	10.15%	8.95%	7.98%
2-Sep-20	992,259,689.34	1,208.642973	12.11%	10.22%	9.88%	8.81%	7.98%
1-Sep-20	987,838,579.40	1,207.807204	11.53%	9.91%	9.81%	8.80%	7.93%
31-Aug-20	985,233,334.94	1,207.526944	11.50%	9.82%	9.70%	8.86%	7.92%
30-Aug-20	985,868,758.10	1,207.667159	11.89%	9.52%	9.79%	8.78%	7.95%
29-Aug-20	985,690,186.21	1,207.448412	13.46%	9.56%	9.93%	8.79%	7.94%
28-Aug-20	985,516,608.85	1,207.235784	12.17%	9.57%	10.02%	8.78%	7.91%
27-Aug-20	966,346,464.02	1,206.687045	12.57%	9.40%	9.90%	8.73%	7.91%
26-Aug-20	965,812,621.67	1,206.088632	13.59%	9.22%	9.77%	8.66%	7.90%
25-Aug-20	956,156,714.62	1,207.591045	14.39%	10.09%	10.44%	9.06%	8.03%
24-Aug-20	955,252,292.57	1,207.137342	14.15%	10.04%	9.97%	9.03%	8.00%
23-Aug-20	956,292,325.61	1,206.616618	13.83%	10.08%	9.67%	8.92%	7.98%
22-Aug-20	956,109,841.26	1,206.386365	13.39%	10.14%	9.49%	9.02%	7.97%
21-Aug-20	955,927,351.07	1,206.156105	13.26%	10.07%	9.19%	9.05%	8.09%
20-Aug-20	944,748,034.92	1,205.808150	13.49%	10.13%	9.15%	9.03%	7.96%
19-Aug-20	938,304,945.85	1,204.244674	12.26%	9.48%	8.69%	8.80%	7.88%
18-Aug-20	922,095,417.19	1,203.546339	10.77%	9.26%	8.80%	8.75%	7.83%
17-Aug-20	919,194,408.95	1,201.857558	9.26%	9.26%	8.10%	8.50%	7.83%
16-Aug-20	918,294,705.34	1,202.128381	9.76%	8.74%	8.28%	8.52%	7.87%
15-Aug-20	918,121,914.89	1,201.902183	9.94%	8.80%	8.40%	8.49%	7.87%
14-Aug-20	917,949,113.11	1,201.675971	10.05%	9.43%	8.64%	8.53%	7.87%
13-Aug-20	917,218,285.84	1,201.325107	10.18%	8.73%	8.59%	8.51%	7.85%
12-Aug-20	917,923,675.60	1,201.971969	12.16%	9.18%	8.89%	8.66%	7.92%
11-Aug-20	917,376,743.16	1,200.795719	10.51%	8.72%	8.59%	8.43%	7.81%
10-Aug-20	913,473,782.16	1,200.542066	10.47%	8.97%	8.56%	8.41%	7.80%
9-Aug-20	901,997,261.74	1,199.966190	10.10%	8.81%	8.45%	8.39%	7.77%
8-Aug-20	901,816,397.07	1,199.725577	10.33%	9.50%	8.25%	8.40%	7.77%
7-Aug-20	901,635,527.02	1,199.484958	10.29%	9.31%	8.26%	8.35%	7.77%
6-Aug-20	888,978,777.50	1,199.109814	10.19%	9.49%	8.20%	8.32%	7.77%
5-Aug-20	885,930,154.81	1,198.485786	10.01%	9.31%	8.06%	8.26%	7.75%
4-Aug-20	884,741,237.37	1,196.949980	8.59%	8.67%	7.77%	8.03%	7.64%
3-Aug-20	886,761,708.06	1,196.727857	8.58%	8.87%	7.55%	8.06%	7.65%
2-Aug-20	866,044,509.87	1,196.465280	8.53%	8.72%	7.31%	8.08%	7.64%
1-Aug-20	865,868,592.78	1,196.222245	8.38%	8.66%	7.40%	8.09%	7.64%
31-Jul-20	865,692,670.47	1,195.979204	7.38%	8.85%	7.39%	8.15%	7.62%
30-Jul-20	864,535,418.66	1,194.237635	5.91%	8.21%	6.87%	7.88%	7.48%
29-Jul-20	890,242,426.84	1,195.283518	7.20%	8.83%	7.30%	8.11%	7.59%
28-Jul-20	884,693,249.07	1,194.343447	6.45%	8.47%	7.12%	8.01%	7.54%
27-Jul-20	882,611,249.09	1,192.770000	5.09%	7.90%	7.20%	7.81%	7.43%
26-Jul-20	874,495,277.36	1,193.472478	6.06%	7.80%	7.56%	7.94%	7.52%
25-Jul-20	874,341,692.05	1,193.262872	6.19%	7.52%	7.48%	7.93%	7.52%
24-Jul-20	874,188,102.17	1,193.053259	6.59%	7.27%	7.52%	7.92%	7.54%
23-Jul-20	871,810,850.16	1,193.253696	7.15%	7.05%	7.68%	7.99%	7.63%

Fecha	Patrimonio neto del Fondo	Valor Cuota	Rentabilidad				
			30 días	60 días	90 días	180 días	365 días
22-Jul-20	873,163,787.06	1,193.152771	7.13%	7.11%	7.72%	8.02%	7.67%
21-Jul-20	879,985,328.03	1,192.588322	7.04%	6.93%	8.20%	7.95%	7.66%
20-Jul-20	876,207,578.63	1,192.226866	6.93%	7.27%	8.24%	7.93%	7.63%
19-Jul-20	876,439,670.45	1,192.982413	7.95%	7.47%	8.75%	8.10%	7.72%
18-Jul-20	876,288,106.51	1,192.776108	9.47%	7.50%	8.49%	8.10%	7.72%
17-Jul-20	876,133,655.64	1,192.565875	7.92%	7.69%	8.53%	8.11%	7.76%
16-Jul-20	878,642,183.69	1,192.163909	7.86%	7.94%	8.47%	8.08%	7.69%
15-Jul-20	877,959,173.52	1,191.832071	9.03%	7.88%	8.44%	8.06%	7.69%
14-Jul-20	878,633,950.95	1,191.359647	7.48%	7.75%	8.53%	7.98%	7.67%
13-Jul-20	878,422,124.39	1,190.082004	6.42%	7.25%	8.31%	7.72%	7.60%
12-Jul-20	878,493,480.05	1,190.514797	7.13%	7.56%	8.48%	7.83%	7.66%
11-Jul-20	878,333,634.61	1,190.298178	7.67%	7.58%	8.80%	7.85%	7.66%
10-Jul-20	878,175,734.42	1,190.084195	7.72%	7.30%	8.55%	7.85%	7.65%
9-Jul-20	856,752,188.15	1,189.627605	8.91%	7.20%	8.47%	7.81%	7.61%
8-Jul-20	852,797,503.47	1,189.424088	8.54%	7.21%	8.48%	7.87%	7.61%
7-Jul-20	850,144,255.16	1,189.150562	9.01%	7.18%	8.46%	7.82%	7.62%
6-Jul-20	848,317,179.78	1,188.704904	8.82%	7.30%	8.38%	7.78%	7.59%
5-Jul-20	847,942,567.64	1,188.562720	8.94%	7.02%	7.89%	7.79%	7.60%
4-Jul-20	847,789,063.32	1,188.347552	9.35%	6.69%	7.93%	7.82%	7.60%
3-Jul-20	847,639,814.92	1,188.138351	9.11%	6.84%	7.95%	7.82%	7.60%
2-Jul-20	847,549,707.66	1,188.042481	9.13%	6.90%	8.00%	7.85%	7.61%
1-Jul-20	849,158,816.88	1,188.764102	10.50%	7.37%	8.33%	8.02%	7.70%
30-Jun-20	851,111,316.15	1,188.468285	10.68%	7.33%	8.38%	8.03%	7.72%
29-Jun-20	851,649,786.01	1,188.248004	10.66%	7.43%	8.36%	8.01%	7.73%
28-Jun-20	851,613,764.75	1,188.047934	10.67%	8.24%	8.49%	8.02%	7.73%
27-Jun-20	851,438,715.45	1,187.803730	10.87%	8.28%	8.34%	8.13%	7.72%
26-Jun-20	851,263,661.35	1,187.559520	9.69%	8.15%	8.32%	8.13%	7.76%
25-Jun-20	847,464,931.62	1,187.220801	9.00%	8.15%	8.28%	8.11%	7.80%
24-Jun-20	853,604,876.56	1,186.628145	8.09%	7.97%	8.15%	8.05%	7.76%
23-Jun-20	861,291,837.24	1,186.278273	7.07%	7.91%	8.22%	8.04%	7.74%
22-Jun-20	861,882,126.83	1,186.198282	7.21%	8.85%	8.32%	8.08%	7.75%
21-Jun-20	862,212,730.60	1,185.723428	6.94%	8.85%	8.24%	8.04%	7.72%
20-Jun-20	862,034,644.88	1,185.478523	7.74%	9.08%	8.15%	8.03%	7.72%
19-Jun-20	861,856,537.41	1,185.233588	7.12%	8.68%	8.41%	8.03%	7.71%
18-Jun-20	860,948,693.91	1,183.565336	5.68%	8.01%	7.90%	7.78%	7.58%
17-Jun-20	860,424,799.39	1,184.857097	7.60%	8.78%	8.43%	8.05%	7.70%
16-Jun-20	865,407,959.25	1,184.510133	8.17%	8.72%	8.42%	8.06%	7.68%
15-Jun-20	863,278,537.29	1,183.052002	6.88%	8.35%	7.93%	7.85%	7.56%
14-Jun-20	864,895,282.76	1,184.084091	8.17%	9.19%	8.13%	8.09%	7.67%
13-Jun-20	864,710,050.28	1,183.830499	8.20%	9.10%	8.10%	8.01%	7.67%
12-Jun-20	864,524,812.53	1,183.576899	8.13%	9.54%	8.37%	7.98%	7.66%
11-Jun-20	860,312,804.80	1,182.842359	7.63%	8.91%	8.19%	7.89%	7.59%
10-Jun-20	860,123,184.09	1,182.581650	7.02%	8.89%	8.18%	7.89%	7.58%
9-Jun-20	858,135,338.06	1,180.983558	5.63%	8.20%	7.48%	7.65%	7.47%
8-Jun-20	859,593,125.32	1,181.130781	6.00%	8.39%	7.67%	7.70%	7.47%
7-Jun-20	860,721,630.91	1,180.412910	5.48%	8.12%	7.34%	7.61%	7.42%
6-Jun-20	860,531,601.02	1,180.152298	5.91%	7.36%	7.35%	7.66%	7.42%
5-Jun-20	860,341,565.51	1,179.891680	5.22%	7.40%	7.39%	7.58%	7.41%
4-Jun-20	859,007,625.72	1,179.285393	4.15%	7.21%	7.26%	7.52%	7.35%
3-Jun-20	856,704,484.05	1,179.309592	4.70%	7.34%	7.34%	7.56%	7.38%
2-Jun-20	937,140,660.42	1,179.190590	4.79%	7.41%	7.57%	7.50%	7.38%
1-Jun-20	938,313,821.72	1,178.588185	4.39%	7.32%	7.57%	7.46%	7.35%
31-May-20	942,296,584.82	1,178.126804	4.13%	7.17%	7.21%	7.48%	7.33%

Fecha	Patrimonio neto del Fondo	Valor Cuota	Rentabilidad				
			30 días	60 días	90 días	180 días	365 días
30-May-20	942,135,245.71	1,177.925086	4.35%	7.35%	7.24%	7.38%	7.34%
29-May-20	941,973,901.84	1,177.723363	5.99%	7.15%	7.22%	7.39%	7.34%
28-May-20	940,262,865.39	1,177.283933	5.86%	7.03%	7.14%	7.35%	7.32%
27-May-20	951,353,822.92	1,178.179670	6.78%	7.60%	7.54%	7.55%	7.44%
26-May-20	971,442,837.90	1,178.503016	7.46%	7.88%	7.92%	7.68%	7.51%
25-May-20	973,565,982.06	1,178.790270	8.00%	8.29%	8.10%	7.77%	7.55%
24-May-20	977,413,840.38	1,179.422107	8.91%	8.80%	8.30%	7.96%	7.63%
23-May-20	977,236,829.70	1,179.208513	10.69%	8.83%	8.50%	8.03%	7.63%
22-May-20	977,059,985.99	1,178.995120	10.95%	8.71%	8.56%	7.84%	7.63%
21-May-20	970,212,676.47	1,177.988617	10.62%	8.69%	8.29%	7.70%	7.57%
20-May-20	972,642,877.18	1,178.335776	10.43%	8.98%	8.49%	7.81%	7.61%
19-May-20	975,489,662.85	1,178.063767	10.49%	8.95%	8.55%	7.75%	7.62%
18-May-20	994,232,475.37	1,177.500224	10.14%	8.83%	8.45%	7.68%	7.59%
17-May-20	994,357,883.23	1,176.606218	9.46%	8.40%	8.08%	7.57%	7.53%
16-May-20	994,181,593.21	1,176.397617	10.00%	8.05%	8.01%	7.57%	7.53%
15-May-20	994,002,797.83	1,176.186051	10.42%	8.03%	8.09%	7.56%	7.65%
14-May-20	988,483,263.10	1,175.902762	10.20%	8.41%	8.07%	7.55%	7.66%
13-May-20	988,234,243.57	1,175.724027	11.18%	8.43%	8.09%	7.56%	7.66%
12-May-20	988,292,782.74	1,175.467315	10.38%	8.42%	7.96%	7.54%	7.66%
11-May-20	988,247,952.96	1,175.799234	10.97%	8.38%	8.12%	7.58%	7.70%
10-May-20	988,010,415.99	1,175.547604	10.95%	8.45%	8.18%	7.56%	7.70%
9-May-20	987,829,493.81	1,175.332340	10.96%	8.23%	8.22%	7.64%	7.71%
8-May-20	987,648,566.32	1,175.117070	10.93%	8.27%	8.12%	7.62%	7.71%
7-May-20	986,314,309.10	1,174.447587	8.94%	8.12%	7.97%	7.54%	7.67%
6-May-20	983,275,838.80	1,174.847785	9.71%	8.44%	8.19%	7.65%	7.89%
5-May-20	982,741,632.38	1,175.280484	10.42%	8.77%	8.43%	7.69%	7.85%
4-May-20	982,013,391.32	1,174.772644	10.13%	8.90%	8.39%	7.69%	7.80%
3-May-20	981,838,125.49	1,174.562975	10.16%	9.10%	8.44%	7.69%	7.80%
2-May-20	981,662,854.10	1,174.353299	10.39%	8.71%	8.48%	7.67%	7.80%
1-May-20	981,487,577.44	1,174.143618	10.35%	8.74%	8.60%	7.67%	7.78%
30-Apr-20	973,841,927.00	1,173.727309	10.48%	8.60%	8.53%	7.64%	7.79%
29-Apr-20	872,509,544.78	1,171.957797	8.44%	7.81%	7.99%	7.36%	7.65%
28-Apr-20	872,024,329.08	1,171.639801	8.32%	7.77%	8.01%	7.34%	7.61%
27-Apr-20	871,974,523.86	1,171.649235	8.56%	8.17%	8.16%	7.37%	7.63%
26-Apr-20	902,690,135.40	1,171.323864	8.45%	8.12%	8.07%	7.39%	7.62%
25-Apr-20	902,508,434.17	1,171.088090	8.75%	7.96%	8.04%	7.37%	7.62%
24-Apr-20	902,326,727.54	1,170.852309	8.89%	8.23%	7.99%	7.40%	7.64%
23-Apr-20	900,318,727.12	1,168.942359	7.16%	7.46%	7.40%	7.10%	7.47%
22-Apr-20	898,581,076.07	1,168.482570	6.66%	7.34%	7.32%	7.05%	7.52%
21-Apr-20	901,771,508.05	1,167.792700	6.94%	7.10%	7.14%	6.97%	7.49%
20-Apr-20	919,350,821.83	1,168.318041	7.72%	7.59%	7.41%	7.11%	7.54%
19-Apr-20	919,280,004.88	1,167.990493	7.62%	7.56%	7.36%	7.08%	7.53%
18-Apr-20	919,101,715.13	1,167.763967	7.72%	7.36%	7.36%	7.12%	7.53%
17-Apr-20	918,916,045.19	1,167.528064	7.52%	7.25%	7.37%	7.04%	7.52%
16-Apr-20	915,657,955.62	1,166.808776	6.27%	7.11%	7.19%	6.95%	7.46%
15-Apr-20	917,579,929.97	1,166.197195	5.80%	6.91%	7.05%	6.88%	7.41%
14-Apr-20	917,522,169.36	1,166.129635	6.80%	6.99%	7.03%	6.96%	7.40%
13-Apr-20	920,012,058.61	1,165.014340	5.86%	6.35%	6.58%	6.79%	7.31%
12-Apr-20	922,429,977.54	1,165.523771	6.63%	6.69%	6.82%	6.93%	7.38%
11-Apr-20	922,249,050.79	1,165.295163	5.98%	6.78%	6.85%	6.88%	7.37%
10-Apr-20	922,068,116.19	1,165.066546	6.14%	6.83%	6.85%	6.86%	7.35%
9-Apr-20	921,887,176.23	1,164.837922	5.67%	6.68%	6.85%	6.86%	7.34%
8-Apr-20	920,420,384.58	1,164.652179	5.78%	6.70%	6.97%	6.86%	7.34%

Fecha	Patrimonio neto del Fondo	Valor Cuota	Rentabilidad				
			30 días	60 días	90 días	180 días	365 días
7-Apr-20	921,403,934.01	1,165.880000	7.46%	7.45%	7.41%	7.12%	7.48%
6-Apr-20	923,482,758.82	1,165.544463	7.34%	7.40%	7.35%	7.10%	7.47%
5-Apr-20	922,432,669.47	1,165.304853	7.32%	7.49%	7.35%	7.11%	7.47%
4-Apr-20	922,247,313.88	1,165.070694	7.87%	7.55%	7.39%	7.12%	7.47%
3-Apr-20	922,061,953.84	1,164.836530	8.25%	7.59%	7.39%	7.11%	7.52%
2-Apr-20	919,292,175.51	1,164.408687	7.22%	7.65%	7.32%	7.07%	7.43%
1-Apr-20	943,403,892.62	1,164.240000	7.32%	7.68%	7.33%	7.08%	7.44%
31-Mar-20	943,036,607.76	1,163.700492	6.91%	7.52%	7.27%	7.05%	7.41%
30-Mar-20	943,618,855.01	1,163.880000	7.33%	7.81%	7.38%	7.06%	7.44%
29-Mar-20	943,165,782.06	1,163.682915	7.36%	7.92%	7.39%	7.03%	7.44%
28-Mar-20	942,986,716.02	1,163.461982	7.94%	7.83%	7.62%	7.02%	7.44%
27-Mar-20	942,807,644.32	1,163.241042	7.94%	7.80%	7.63%	6.97%	7.44%
26-Mar-20	942,372,729.72	1,162.722941	7.32%	7.59%	7.53%	6.91%	7.43%
25-Mar-20	940,905,344.27	1,162.357814	7.74%	7.51%	7.48%	6.88%	7.57%
24-Mar-20	940,605,808.19	1,162.098936	7.88%	7.50%	7.48%	6.86%	7.56%
23-Mar-20	939,929,438.66	1,162.120223	8.15%	7.60%	7.60%	6.90%	7.54%
22-Mar-20	939,109,163.36	1,161.167873	7.38%	7.23%	7.35%	6.73%	7.47%
21-Mar-20	938,931,638.01	1,160.948370	7.61%	7.22%	7.34%	6.73%	7.47%
20-Mar-20	938,749,049.91	1,160.722608	7.64%	7.22%	7.35%	6.76%	7.48%
19-Mar-20	934,477,198.23	1,160.404213	7.14%	7.19%	7.31%	6.74%	7.41%
18-Mar-20	947,257,144.96	1,160.352886	7.11%	7.27%	7.38%	6.76%	7.58%
17-Mar-20	953,491,441.33	1,160.823388	8.07%	7.63%	7.69%	6.88%	7.66%
16-Mar-20	971,036,564.09	1,160.659735	8.13%	7.55%	7.73%	6.96%	7.71%
15-Mar-20	975,157,419.86	1,159.652194	7.30%	6.94%	7.47%	6.80%	7.64%
14-Mar-20	974,969,185.07	1,159.428346	6.95%	6.92%	7.33%	6.81%	7.64%
13-Mar-20	974,780,944.44	1,159.204491	6.86%	6.96%	7.29%	6.82%	7.61%
12-Mar-20	974,324,550.50	1,159.594662	7.70%	7.28%	7.51%	6.93%	7.67%
11-Mar-20	975,458,866.93	1,159.217064	7.64%	7.20%	7.45%	6.89%	7.66%
10-Mar-20	975,280,584.37	1,159.433656	7.80%	7.59%	7.62%	7.04%	7.71%
9-Mar-20	974,328,661.53	1,159.145713	7.73%	7.44%	7.57%	6.92%	7.70%
8-Mar-20	979,095,172.60	1,158.776296	7.58%	7.34%	7.51%	6.87%	7.69%
7-Mar-20	978,910,192.98	1,158.557370	7.61%	7.35%	7.61%	6.87%	7.69%
6-Mar-20	978,722,123.93	1,158.334787	7.80%	7.42%	7.48%	6.95%	7.69%
5-Mar-20	981,646,023.66	1,157.579691	7.37%	7.14%	7.29%	6.84%	7.65%
4-Mar-20	983,647,952.31	1,156.988735	7.07%	6.95%	7.16%	6.77%	7.63%
3-Mar-20	985,504,930.01	1,157.543645	8.23%	7.35%	7.28%	6.71%	7.55%
2-Mar-20	983,364,649.63	1,157.278293	8.19%	7.39%	7.32%	6.69%	7.63%
1-Mar-20	987,626,952.86	1,157.129669	8.27%	7.39%	7.46%	6.84%	7.64%
29-Feb-20	987,436,299.44	1,156.906295	8.44%	7.39%	7.27%	6.85%	7.64%
28-Feb-20	987,245,598.01	1,156.682864	8.64%	7.73%	7.26%	6.84%	7.58%
27-Feb-20	999,138,202.18	1,155.919583	7.88%	7.45%	7.07%	6.73%	7.53%
26-Feb-20	998,944,224.92	1,155.695167	7.80%	7.45%	7.07%	6.72%	7.51%
25-Feb-20	1,024,948,437.87	1,155.768089	8.00%	7.61%	7.24%	6.72%	7.69%
24-Feb-20	1,022,825,473.52	1,155.014620	7.43%	7.36%	7.04%	6.67%	7.65%
23-Feb-20	1,022,888,958.70	1,154.616704	7.25%	7.32%	7.06%	6.69%	7.63%
22-Feb-20	1,022,688,799.38	1,154.390768	7.21%	7.31%	7.18%	6.64%	7.63%
21-Feb-20	1,022,488,633.39	1,154.164824	7.21%	7.30%	6.82%	6.62%	7.64%
20-Feb-20	1,023,107,422.90	1,153.734954	6.96%	7.21%	6.74%	6.58%	7.63%
19-Feb-20	1,022,872,189.63	1,153.478477	6.93%	7.19%	6.73%	6.57%	7.63%
18-Feb-20	1,022,083,045.05	1,153.631005	7.37%	7.39%	6.76%	6.86%	7.67%
17-Feb-20	1,024,378,855.03	1,153.611707	7.57%	7.59%	6.82%	6.67%	7.71%
16-Feb-20	1,023,993,927.62	1,153.176589	7.34%	7.51%	6.76%	6.70%	7.69%
15-Feb-20	1,023,798,996.60	1,152.957066	7.12%	7.53%	6.75%	6.68%	7.69%

Fecha	Patrimonio neto del Fondo	Valor Cuota	Rentabilidad				
			30 días	60 días	90 días	180 días	365 días
14-Feb-20	1,023,602,705.99	1,152.736013	6.70%	7.33%	6.74%	6.93%	7.69%
13-Feb-20	1,006,901,730.83	1,152.845120	7.02%	7.44%	6.86%	6.99%	7.73%
12-Feb-20	1,013,518,976.59	1,152.707490	7.18%	7.48%	6.88%	7.00%	7.75%
11-Feb-20	1,012,442,640.78	1,152.305457	7.00%	7.39%	6.80%	6.96%	7.73%
10-Feb-20	1,011,009,100.38	1,151.983140	6.89%	7.36%	6.63%	6.93%	7.72%
9-Feb-20	1,006,281,102.13	1,152.050099	7.53%	7.47%	6.72%	6.98%	7.74%
8-Feb-20	1,006,083,719.03	1,151.824123	7.29%	7.46%	6.86%	6.93%	7.74%
7-Feb-20	1,005,886,330.06	1,151.598140	7.24%	7.60%	6.82%	6.91%	7.74%
6-Feb-20	1,010,067,409.60	1,151.359182	7.22%	7.40%	6.81%	6.90%	7.75%
5-Feb-20	1,009,061,547.13	1,150.951683	7.17%	7.30%	6.74%	6.86%	7.73%
4-Feb-20	1,008,727,873.31	1,150.605150	7.03%	7.24%	6.55%	6.85%	7.60%
3-Feb-20	987,369,203.49	1,150.303942	6.94%	6.97%	6.61%	6.87%	7.60%
2-Feb-20	993,047,854.99	1,149.768609	6.61%	6.88%	6.49%	6.82%	7.57%
1-Feb-20	992,851,957.46	1,149.541795	6.74%	7.04%	6.45%	6.84%	7.57%
31-Jan-20	992,656,054.12	1,149.314975	6.65%	6.76%	6.45%	6.86%	7.58%
30-Jan-20	994,993,031.94	1,148.936292	6.48%	6.67%	6.39%	6.82%	7.56%
29-Jan-20	993,456,312.08	1,148.529626	6.97%	6.58%	6.32%	6.79%	7.54%
28-Jan-20	993,801,563.31	1,148.484532	7.17%	6.67%	6.37%	6.79%	7.57%
27-Jan-20	1,009,022,742.20	1,148.334542	7.24%	6.80%	6.38%	6.80%	7.57%
26-Jan-20	1,002,103,790.16	1,148.218613	7.36%	6.84%	6.49%	6.81%	7.58%
25-Jan-20	1,001,912,518.66	1,147.999453	7.41%	6.96%	6.46%	6.83%	7.58%
24-Jan-20	1,001,719,185.69	1,147.777930	7.52%	7.15%	6.52%	6.85%	7.59%
23-Jan-20	1,010,595,669.66	1,147.592706	7.56%	6.63%	6.53%	6.86%	7.61%
22-Jan-20	1,008,715,445.47	1,147.363412	7.52%	6.62%	6.52%	6.86%	7.61%
21-Jan-20	1,014,144,500.60	1,147.169567	7.58%	6.63%	6.53%	6.89%	7.61%
20-Jan-20	1,013,947,802.61	1,146.947068	7.58%	6.49%	6.54%	6.99%	7.61%
19-Jan-20	1,012,827,735.92	1,146.688452	7.54%	6.46%	6.51%	7.05%	7.61%
18-Jan-20	1,012,641,020.68	1,146.477060	7.75%	6.48%	6.60%	7.08%	7.61%
17-Jan-20	1,012,451,853.65	1,146.262891	7.82%	6.46%	6.45%	7.06%	7.61%
16-Jan-20	1,012,847,581.22	1,146.249266	8.08%	6.56%	6.52%	7.09%	7.64%
15-Jan-20	1,009,874,840.46	1,146.421323	8.09%	6.76%	6.65%	7.17%	7.67%
14-Jan-20	987,629,302.35	1,146.236169	8.00%	6.78%	6.76%	7.25%	7.67%
13-Jan-20	987,279,444.46	1,145.946849	7.93%	6.71%	6.72%	7.12%	7.67%
12-Jan-20	995,563,532.13	1,145.712825	7.92%	6.51%	6.73%	7.14%	7.67%
11-Jan-20	995,375,286.24	1,145.496188	7.96%	6.49%	6.64%	7.15%	7.67%
10-Jan-20	992,992,767.09	1,144.967889	7.55%	6.54%	6.49%	7.13%	7.63%
9-Jan-20	992,992,767.09	1,144.967889	7.77%	6.59%	6.56%	7.17%	7.68%
8-Jan-20	992,533,391.10	1,144.788103	8.11%	6.61%	6.57%	7.18%	7.68%
7-Jan-20	990,677,906.24	1,144.566570	7.71%	6.60%	6.56%	7.17%	7.67%
6-Jan-20	990,192,343.89	1,144.212204	7.57%	6.33%	6.53%	7.10%	7.65%
5-Jan-20	990,004,136.04	1,143.994722	7.58%	6.45%	6.55%	7.10%	7.66%
4-Jan-20	989,815,921.46	1,143.777231	7.12%	6.44%	6.57%	7.13%	7.66%
3-Jan-20	989,627,700.76	1,143.559734	7.27%	6.40%	6.55%	7.11%	7.66%
2-Jan-20	988,022,845.18	1,143.212803	7.47%	6.33%	6.50%	7.09%	7.64%
1-Jan-20	987,754,651.33	1,143.067433	6.99%	6.36%	6.52%	7.10%	7.65%
31-Dec-19	987,565,042.20	1,142.848010	6.98%	6.36%	6.57%	7.10%	7.65%
30-Dec-19	986,859,173.60	1,141.991038	6.30%	6.00%	6.23%	6.97%	7.59%
29-Dec-19	994,950,024.30	1,141.757861	6.27%	5.97%	6.15%	6.99%	7.59%
28-Dec-19	994,757,983.66	1,141.537484	6.47%	6.07%	6.13%	7.02%	7.59%
27-Dec-19	994,565,962.65	1,141.317130	6.43%	6.04%	6.03%	7.04%	7.60%
26-Dec-19	994,441,712.90	1,141.045737	6.64%	6.10%	6.00%	7.02%	7.59%
25-Dec-19	993,692,470.60	1,140.731171	6.90%	6.04%	5.96%	7.00%	7.58%
24-Dec-19	993,499,782.27	1,140.509970	5.81%	6.03%	5.92%	7.08%	7.58%

Fecha	Patrimonio neto del Fondo	Valor Cuota	Rentabilidad				
			30 días	60 días	90 días	180 días	365 días
23-Dec-19	993,742,683.27	1,140.313061	5.83%	6.04%	5.94%	7.17%	7.58%
22-Dec-19	992,998,439.48	1,140.066820	5.80%	6.04%	5.85%	7.16%	7.58%
21-Dec-19	992,805,604.05	1,139.845425	5.51%	6.02%	5.83%	7.14%	7.58%
20-Dec-19	992,612,760.94	1,139.624020	5.47%	6.14%	5.90%	7.13%	7.58%
19-Dec-19	1,002,197,525.19	1,139.224464	5.33%	5.82%	5.82%	7.09%	7.57%
18-Dec-19	1,002,121,774.06	1,138.939957	5.21%	5.78%	5.79%	7.08%	7.56%
17-Dec-19	997,756,471.04	1,138.683083	5.14%	5.75%	5.76%	7.05%	7.54%
16-Dec-19	998,280,962.55	1,138.844872	5.54%	6.09%	6.03%	7.12%	7.57%
15-Dec-19	1,004,686,799.41	1,138.748182	5.67%	6.14%	6.05%	7.12%	7.59%
14-Dec-19	1,004,490,379.58	1,138.525552	5.60%	6.16%	6.07%	7.10%	7.59%
13-Dec-19	1,004,293,953.36	1,138.302916	5.20%	6.02%	6.08%	7.08%	7.58%
12-Dec-19	1,005,513,599.24	1,138.047758	5.12%	5.94%	6.06%	7.07%	7.57%
11-Dec-19	1,015,414,566.85	1,137.903056	5.63%	5.97%	6.08%	7.07%	7.57%
10-Dec-19	1,024,648,026.59	1,137.705197	5.53%	5.97%	6.21%	7.07%	7.56%
9-Dec-19	1,030,112,599.19	1,137.211532	5.22%	5.81%	5.91%	6.97%	7.53%
8-Dec-19	1,030,287,101.15	1,137.355657	5.61%	6.02%	6.00%	7.02%	7.56%
7-Dec-19	1,030,087,309.33	1,137.135103	5.18%	6.05%	5.98%	7.05%	7.56%
6-Dec-19	1,029,887,510.52	1,136.914540	5.43%	6.08%	6.14%	6.99%	7.56%
5-Dec-19	1,026,596,357.80	1,137.127270	5.88%	6.28%	6.28%	7.06%	7.59%
4-Dec-19	1,027,095,210.77	1,136.769194	5.63%	6.20%	6.22%	7.03%	7.58%
3-Dec-19	1,028,827,434.99	1,136.235505	5.28%	6.03%	5.70%	6.97%	7.54%
2-Dec-19	1,028,824,779.51	1,136.540000	5.84%	6.38%	5.87%	7.02%	7.58%
1-Dec-19	1,029,033,602.84	1,136.330000	5.84%	6.21%	6.15%	7.03%	7.58%
30-Nov-19	1,028,838,194.46	1,136.110000	5.78%	6.11%	6.16%	7.02%	7.59%
29-Nov-19	1,028,646,565.38	1,135.900000	5.76%	6.08%	6.14%	7.03%	7.59%
28-Nov-19	1,029,620,823.06	1,135.503692	5.77%	5.85%	6.07%	7.00%	7.58%
27-Nov-19	1,047,358,523.35	1,135.313653	5.73%	5.85%	6.06%	7.00%	7.58%
26-Nov-19	1,062,306,664.35	1,134.855752	5.65%	5.71%	5.85%	6.96%	7.56%
25-Nov-19	1,063,404,696.51	1,134.295988	5.27%	5.47%	5.82%	6.89%	7.54%
24-Nov-19	1,070,981,815.24	1,135.090353	6.35%	6.02%	6.29%	7.12%	7.63%
23-Nov-19	1,070,779,787.94	1,134.876232	6.34%	5.90%	6.20%	7.16%	7.63%
22-Nov-19	1,070,577,753.59	1,134.662104	6.37%	5.89%	6.16%	7.14%	7.65%
21-Nov-19	1,069,064,858.74	1,134.710667	6.62%	6.12%	6.25%	7.19%	7.66%
20-Nov-19	1,069,558,335.51	1,134.520126	6.89%	6.12%	6.25%	7.20%	7.66%
19-Nov-19	1,069,314,513.73	1,134.256281	6.39%	6.09%	6.67%	7.20%	7.67%
18-Nov-19	1,068,956,885.28	1,134.084732	6.43%	6.09%	6.25%	7.21%	7.67%
17-Nov-19	1,068,764,073.63	1,133.892793	6.45%	6.29%	6.39%	7.20%	7.67%
16-Nov-19	1,068,563,357.38	1,133.679846	6.73%	6.27%	6.35%	7.22%	7.67%
15-Nov-19	1,068,362,634.01	1,133.466890	6.70%	6.29%	6.86%	7.23%	7.68%
14-Nov-19	1,063,712,107.44	1,133.312789	6.81%	6.35%	6.87%	7.25%	7.68%
13-Nov-19	1,065,414,931.70	1,133.456168	6.92%	6.53%	6.99%	7.32%	7.70%
12-Nov-19	1,065,174,449.69	1,133.276039	6.85%	6.54%	7.00%	7.55%	7.70%
11-Nov-19	1,097,737,352.86	1,132.664090	6.40%	6.51%	6.82%	7.50%	7.66%
10-Nov-19	1,095,157,457.87	1,132.561816	6.51%	6.28%	6.85%	7.51%	7.68%
9-Nov-19	1,094,955,011.38	1,132.352455	6.49%	6.22%	6.77%	7.53%	7.68%
8-Nov-19	1,094,749,536.75	1,132.139963	6.53%	6.20%	6.73%	7.51%	7.67%
7-Nov-19	1,094,554,270.98	1,132.311907	7.02%	6.63%	6.86%	7.59%	7.70%
6-Nov-19	1,094,639,253.53	1,131.866787	6.83%	6.50%	6.77%	7.55%	7.68%
5-Nov-19	1,093,981,227.08	1,131.662637	6.79%	6.49%	6.80%	7.55%	7.67%
4-Nov-19	1,096,073,611.13	1,131.537137	6.87%	5.94%	6.90%	7.57%	7.68%
3-Nov-19	1,095,869,106.31	1,131.326015	6.86%	5.92%	6.92%	7.90%	7.68%
2-Nov-19	1,095,664,594.12	1,131.114886	7.02%	6.33%	6.96%	7.71%	7.68%
1-Nov-19	1,095,462,105.32	1,130.905846	6.69%	6.35%	7.00%	7.65%	7.67%

Fecha	Patrimonio neto del Fondo	Valor Cuota	Rentabilidad				
			30 días	60 días	90 días	180 días	365 días
31-Oct-19	1,095,176,992.69	1,130.734105	6.54%	6.34%	7.01%	7.65%	7.65%
30-Oct-19	1,094,643,606.95	1,130.543878	6.49%	6.34%	7.01%	7.66%	7.65%
29-Oct-19	1,094,543,316.22	1,130.140657	6.01%	6.21%	6.89%	7.59%	7.63%
28-Oct-19	1,092,520,475.96	1,129.992592	6.05%	6.08%	6.90%	7.66%	7.66%
27-Oct-19	1,088,044,225.36	1,129.610157	5.84%	6.12%	6.82%	7.62%	7.64%
26-Oct-19	1,087,846,829.06	1,129.405220	5.75%	6.28%	6.87%	7.57%	7.64%
25-Oct-19	1,087,649,425.69	1,129.200275	5.79%	6.15%	6.92%	7.57%	7.62%
24-Oct-19	1,086,296,614.41	1,128.993573	5.55%	6.10%	6.92%	7.57%	7.57%
23-Oct-19	1,086,148,071.45	1,128.756376	5.50%	6.07%	6.91%	7.56%	7.57%
22-Oct-19	1,085,662,900.77	1,128.566048	5.72%	6.07%	6.99%	7.62%	7.57%
21-Oct-19	1,085,250,502.78	1,128.128259	5.45%	6.60%	7.10%	7.54%	7.55%
20-Oct-19	1,079,908,152.86	1,128.327866	5.87%	6.18%	7.39%	7.76%	7.59%
19-Oct-19	1,079,711,035.14	1,128.121911	5.84%	6.38%	7.45%	7.78%	7.59%
18-Oct-19	1,079,513,877.62	1,127.915913	6.23%	6.32%	7.40%	7.75%	7.59%
17-Oct-19	1,075,699,401.40	1,127.444337	5.90%	6.92%	7.30%	7.70%	7.55%
16-Oct-19	1,075,012,921.43	1,127.258232	5.98%	6.92%	7.31%	7.70%	7.55%
15-Oct-19	1,073,372,910.65	1,127.002605	5.99%	6.89%	7.45%	7.69%	7.56%
14-Oct-19	1,068,801,217.17	1,127.042460	6.24%	7.01%	7.32%	7.71%	7.57%
13-Oct-19	1,068,151,552.72	1,126.930433	6.33%	7.02%	7.40%	7.69%	7.58%
12-Oct-19	1,067,964,519.43	1,126.733108	6.72%	7.02%	7.42%	7.64%	7.58%
11-Oct-19	1,067,777,479.47	1,126.535776	6.15%	6.90%	7.51%	7.64%	7.58%
10-Oct-19	1,066,729,024.45	1,126.346827	6.04%	6.85%	7.52%	7.64%	7.59%
9-Oct-19	1,060,674,288.92	1,126.094270	5.97%	6.82%	7.51%	7.63%	7.58%
8-Oct-19	1,056,508,470.21	1,125.820291	6.36%	6.78%	7.45%	7.58%	7.58%
7-Oct-19	1,055,162,096.32	1,125.551450	6.27%	6.79%	7.34%	7.54%	7.58%
6-Oct-19	1,054,402,351.05	1,125.382725	6.29%	6.90%	7.38%	7.54%	7.58%
5-Oct-19	1,054,213,565.21	1,125.181231	5.09%	6.95%	7.44%	7.56%	7.59%
4-Oct-19	1,054,024,772.73	1,124.979729	5.06%	7.00%	7.40%	7.56%	7.58%
3-Oct-19	1,052,468,153.82	1,124.625228	5.73%	6.98%	7.35%	7.53%	7.56%
2-Oct-19	1,046,760,672.92	1,124.724966	6.11%	7.14%	7.47%	7.59%	7.58%
1-Oct-19	1,045,250,093.55	1,124.690510	6.24%	7.23%	7.54%	7.73%	7.59%
30-Sep-19	1,038,115,131.01	1,124.542218	6.28%	7.19%	7.53%	7.61%	7.60%
29-Sep-19	1,053,122,120.86	1,124.588736	6.51%	7.30%	7.67%	7.67%	7.63%
28-Sep-19	1,052,944,636.16	1,124.399207	6.19%	7.29%	7.75%	7.68%	7.63%
27-Sep-19	1,052,767,145.05	1,124.209671	6.49%	7.36%	7.79%	7.67%	7.62%
26-Sep-19	1,043,868,955.43	1,124.095458	6.90%	7.49%	7.82%	7.68%	7.63%
25-Sep-19	1,043,225,735.72	1,123.852510	6.60%	7.47%	7.80%	7.68%	7.62%
24-Sep-19	1,042,782,008.11	1,123.868854	6.74%	7.60%	8.03%	7.72%	7.64%
23-Sep-19	1,042,605,274.11	1,123.678377	6.74%	7.70%	8.22%	7.74%	7.64%
22-Sep-19	1,039,999,495.73	1,123.288785	6.52%	7.89%	8.14%	8.01%	7.62%
21-Sep-19	1,039,824,091.82	1,123.099334	7.86%	8.10%	8.12%	8.01%	7.62%
20-Sep-19	1,039,648,680.77	1,122.909875	6.59%	8.20%	8.10%	7.93%	7.63%
19-Sep-19	1,022,327,640.66	1,122.735330	7.02%	8.14%	8.11%	7.93%	7.60%
18-Sep-19	953,435,848.85	1,122.169567	6.51%	7.95%	7.97%	7.87%	7.56%
17-Sep-19	950,794,002.40	1,122.001680	8.06%	7.98%	7.96%	7.90%	7.56%
16-Sep-19	926,750,514.02	1,121.746255	7.99%	8.17%	7.93%	7.77%	7.55%
15-Sep-19	918,902,096.87	1,121.482887	7.91%	7.82%	7.88%	8.07%	7.55%
14-Sep-19	918,745,804.45	1,121.292138	7.91%	7.90%	7.84%	8.10%	7.55%
13-Sep-19	918,589,506.54	1,121.101383	7.83%	7.92%	7.81%	8.20%	7.55%
12-Sep-19	916,696,044.29	1,120.544754	7.44%	7.86%	7.68%	8.13%	7.43%
11-Sep-19	902,367,686.31	1,120.868098	7.76%	8.15%	7.87%	8.23%	7.45%
10-Sep-19	901,146,329.61	1,120.779350	7.77%	8.22%	7.89%	8.19%	7.51%
9-Sep-19	889,712,620.03	1,120.598884	7.79%	8.20%	7.82%	8.21%	7.54%

Fecha	Patrimonio neto del Fondo	Valor Cuota	Rentabilidad				
			30 días	60 días	90 días	180 días	365 días
8-Sep-19	889,050,268.21	1,119.967775	7.31%	7.84%	7.63%	8.15%	7.49%
7-Sep-19	888,901,890.03	1,119.780858	7.42%	7.88%	7.69%	8.16%	7.50%
6-Sep-19	888,753,506.67	1,119.593934	7.63%	7.98%	7.58%	8.17%	7.49%
5-Sep-19	890,195,908.38	1,120.490834	8.92%	8.51%	7.98%	8.37%	7.62%
4-Sep-19	880,964,670.42	1,120.316310	9.06%	8.53%	7.99%	8.38%	7.56%
3-Sep-19	874,227,073.00	1,119.351700	8.35%	8.13%	7.70%	8.25%	7.48%
2-Sep-19	878,000,092.26	1,119.108374	8.30%	8.12%	7.60%	8.27%	7.44%
1-Sep-19	873,714,187.39	1,118.950174	8.34%	8.11%	7.63%	8.29%	7.45%
31-Aug-19	873,573,821.20	1,118.770410	8.23%	8.18%	7.63%	8.00%	7.45%
30-Aug-19	873,442,296.31	1,118.601968	8.23%	8.31%	7.67%	8.18%	7.48%
29-Aug-19	868,521,428.53	1,118.708056	8.52%	8.52%	7.79%	8.24%	7.47%
28-Aug-19	863,348,494.52	1,118.245282	8.37%	8.38%	7.70%	8.19%	7.44%
27-Aug-19	847,404,641.01	1,117.752078	8.21%	8.22%	7.60%	8.03%	7.40%
26-Aug-19	847,019,703.35	1,117.784672	8.48%	8.56%	7.68%	8.08%	7.40%
25-Aug-19	837,661,866.42	1,117.673370	8.59%	8.88%	7.80%	8.06%	7.41%
24-Aug-19	837,522,431.75	1,117.487326	8.81%	8.87%	7.88%	8.37%	7.41%
23-Aug-19	837,382,992.21	1,117.301275	9.43%	8.84%	7.86%	8.38%	7.46%
22-Aug-19	825,340,420.27	1,115.892659	8.51%	8.17%	7.42%	8.16%	7.32%
21-Aug-19	826,153,490.32	1,116.863658	9.98%	8.79%	7.87%	8.38%	7.37%
20-Aug-19	826,196,082.46	1,116.298044	9.43%	8.59%	7.75%	8.33%	7.33%
19-Aug-19	826,004,762.22	1,116.200310	9.55%	8.61%	7.80%	8.36%	7.35%
18-Aug-19	825,141,703.05	1,114.618802	8.05%	7.86%	7.26%	8.12%	7.21%
17-Aug-19	825,001,809.04	1,114.429830	8.52%	7.82%	7.32%	8.13%	7.21%
16-Aug-19	824,861,909.40	1,114.240851	7.89%	7.76%	7.34%	8.18%	7.21%
15-Aug-19	824,720,717.27	1,114.050125	8.05%	7.72%	7.35%	8.18%	7.21%
14-Aug-19	820,064,356.81	1,113.932119	8.17%	7.76%	7.39%	8.20%	7.22%
13-Aug-19	820,160,313.90	1,113.738137	8.44%	7.76%	7.85%	8.21%	7.24%
12-Aug-19	821,481,211.54	1,113.761786	8.71%	7.85%	7.98%	8.27%	7.20%
11-Aug-19	819,998,062.72	1,113.663934	8.84%	7.79%	8.01%	8.31%	7.21%
10-Aug-19	819,855,770.63	1,113.470683	8.77%	7.75%	8.04%	8.32%	7.21%
9-Aug-19	819,713,473.70	1,113.277426	8.53%	7.84%	8.02%	8.31%	7.25%
8-Aug-19	820,860,105.62	1,112.990581	8.50%	7.62%	8.00%	8.29%	7.27%
7-Aug-19	820,883,772.32	1,112.612374	8.48%	7.52%	7.94%	8.26%	7.27%
6-Aug-19	820,157,821.34	1,112.334139	8.29%	7.47%	7.92%	8.25%	7.27%
5-Aug-19	821,251,784.95	1,112.037437	8.19%	7.41%	7.89%	8.26%	7.15%
4-Aug-19	826,490,590.77	1,111.718207	8.08%	7.23%	8.50%	8.22%	7.14%
3-Aug-19	826,347,109.11	1,111.525209	8.11%	7.25%	8.12%	8.01%	7.14%
2-Aug-19	826,203,622.34	1,111.332204	8.03%	7.24%	8.01%	8.02%	7.18%
1-Aug-19	825,134,750.40	1,111.256461	8.30%	7.34%	8.06%	8.04%	7.19%
31-Jul-19	823,515,728.44	1,111.084768	8.56%	7.37%	8.07%	8.05%	7.16%
30-Jul-19	824,076,463.78	1,110.931567	8.71%	7.41%	8.04%	8.08%	7.23%
29-Jul-19	822,082,956.81	1,110.604291	8.56%	7.35%	8.10%	8.06%	7.19%
28-Jul-19	822,420,050.16	1,110.259817	8.40%	7.26%	8.02%	8.03%	7.17%
27-Jul-19	822,262,883.20	1,110.047643	8.82%	7.38%	7.93%	8.04%	7.17%
26-Jul-19	822,105,711.17	1,109.835462	9.36%	7.48%	7.92%	8.04%	7.16%
25-Jul-19	817,751,482.58	1,109.449452	9.12%	7.35%	7.85%	8.01%	7.14%
24-Jul-19	811,559,234.60	1,108.711996	8.46%	7.07%	7.65%	7.91%	7.06%
23-Jul-19	811,755,095.63	1,108.146013	8.00%	6.88%	7.62%	7.85%	7.01%
22-Jul-19	811,942,939.21	1,107.780060	7.80%	6.82%	7.49%	7.86%	7.01%
21-Jul-19	813,161,224.63	1,107.712579	7.94%	6.91%	7.83%	7.88%	7.02%
20-Jul-19	813,010,485.77	1,107.507238	7.85%	6.86%	7.87%	7.89%	7.01%
19-Jul-19	812,851,041.38	1,107.290038	7.82%	6.93%	7.80%	7.89%	7.01%
18-Jul-19	808,235,830.08	1,106.676723	7.26%	6.74%	7.65%	7.81%	6.97%

Fecha	Patrimonio neto del Fondo	Valor Cuota	Rentabilidad				
			30 días	60 días	90 días	180 días	365 días
17-Jul-19	809,027,693.73	1,107.061333	7.78%	7.06%	7.86%	7.93%	7.04%
16-Jul-19	808,293,788.28	1,106.723318	7.53%	7.00%	7.80%	7.90%	7.04%
15-Jul-19	804,472,593.69	1,106.500897	7.49%	7.65%	7.74%	7.91%	7.01%
14-Jul-19	805,660,617.32	1,106.061222	7.22%	7.59%	7.58%	7.86%	6.98%
13-Jul-19	805,505,113.19	1,105.847736	7.14%	7.56%	7.48%	7.86%	6.98%
12-Jul-19	805,346,062.27	1,105.629381	6.88%	7.60%	7.46%	7.88%	6.97%
11-Jul-19	804,049,589.74	1,105.501155	6.87%	7.60%	7.48%	7.89%	6.98%
10-Jul-19	803,237,573.07	1,105.530272	7.30%	7.74%	7.57%	7.94%	6.93%
9-Jul-19	800,373,853.26	1,105.269658	6.89%	7.72%	7.48%	7.91%	6.90%
8-Jul-19	794,658,515.47	1,104.908160	6.70%	7.64%	7.36%	7.94%	6.86%
7-Jul-19	813,925,843.76	1,104.810345	6.80%	7.71%	7.40%	7.95%	6.87%
6-Jul-19	813,770,514.43	1,104.599503	6.76%	8.65%	7.43%	7.94%	6.87%
5-Jul-19	813,611,165.84	1,104.383206	6.51%	8.09%	7.42%	7.92%	6.85%
4-Jul-19	822,294,336.02	1,104.168665	6.53%	7.91%	7.42%	7.92%	6.84%
3-Jul-19	821,435,758.71	1,104.041230	6.57%	7.95%	7.45%	7.94%	6.85%
2-Jul-19	824,806,450.63	1,103.723130	6.51%	7.90%	7.60%	7.92%	6.88%
1-Jul-19	824,613,591.92	1,103.320245	6.31%	7.70%	7.28%	7.88%	6.75%
30-Jun-19	824,252,893.91	1,103.033901	6.24%	7.81%	7.27%	7.87%	6.74%
29-Jun-19	824,109,681.20	1,102.842251	6.28%	7.79%	7.29%	7.87%	6.74%
28-Jun-19	823,966,463.50	1,102.650593	6.26%	7.66%	7.27%	7.88%	6.79%
27-Jun-19	827,973,253.33	1,102.054029	6.08%	7.45%	7.11%	7.81%	6.78%
26-Jun-19	823,395,906.42	1,101.362237	5.74%	7.18%	6.93%	7.72%	6.72%
25-Jun-19	823,409,587.54	1,101.193216	5.71%	7.19%	6.95%	7.74%	6.74%
24-Jun-19	830,483,762.02	1,101.058967	5.81%	7.37%	7.01%	7.75%	6.75%
23-Jun-19	829,626,214.75	1,100.908626	5.89%	7.31%	7.63%	7.76%	6.76%
22-Jun-19	829,483,667.50	1,100.719467	5.94%	7.73%	7.63%	7.76%	6.76%
21-Jun-19	829,341,115.25	1,100.530301	6.00%	7.80%	7.45%	7.76%	6.78%
20-Jun-19	824,135,137.58	1,100.411234	6.00%	7.75%	7.49%	7.78%	6.78%
19-Jun-19	823,992,844.73	1,100.221240	6.15%	7.75%	7.49%	7.78%	6.79%
18-Jun-19	824,786,759.12	1,100.108349	6.32%	7.79%	7.57%	7.80%	6.81%
17-Jun-19	834,711,292.06	1,100.023099	6.47%	7.85%	7.38%	7.84%	6.82%
16-Jun-19	834,708,687.52	1,099.916946	6.59%	7.82%	8.03%	7.85%	6.82%
15-Jun-19	834,567,991.60	1,099.731547	7.96%	7.72%	8.10%	7.83%	6.82%
14-Jun-19	834,422,485.53	1,099.539810	8.10%	7.60%	8.28%	7.83%	6.82%
13-Jun-19	831,505,148.23	1,099.395026	8.13%	7.61%	8.31%	7.85%	6.82%
12-Jun-19	828,783,379.96	1,099.411293	8.46%	7.71%	8.39%	7.89%	6.85%
11-Jun-19	830,516,688.40	1,099.290943	8.47%	7.75%	8.30%	7.89%	6.86%
10-Jun-19	829,223,220.71	1,098.938116	8.33%	7.58%	8.27%	7.85%	6.83%
9-Jun-19	823,242,288.91	1,099.049542	8.70%	7.66%	8.41%	7.90%	6.86%
8-Jun-19	823,099,151.13	1,098.858449	8.73%	7.66%	8.44%	7.89%	6.86%
7-Jun-19	822,956,008.34	1,098.667350	8.76%	7.73%	8.45%	7.88%	6.87%
6-Jun-19	809,548,852.42	1,098.499747	10.73%	7.73%	8.46%	7.89%	6.89%
5-Jun-19	801,863,200.15	1,098.509175	9.84%	7.85%	8.54%	7.93%	6.92%
4-Jun-19	801,604,696.07	1,098.276803	9.44%	7.83%	8.55%	7.91%	6.91%
3-Jun-19	794,702,171.60	1,098.107335	9.49%	8.14%	8.61%	7.91%	6.92%
2-Jun-19	784,814,428.37	1,097.845068	9.44%	7.75%	8.62%	7.89%	6.91%
1-Jun-19	784,658,045.59	1,097.626311	9.24%	7.77%	8.04%	7.88%	6.90%
31-May-19	784,501,657.55	1,097.407546	9.54%	7.78%	8.36%	7.87%	6.90%
30-May-19	785,090,673.06	1,097.182821	9.46%	7.73%	8.36%	7.86%	6.89%
29-May-19	786,241,002.37	1,097.009410	9.22%	7.74%	8.37%	7.87%	6.89%
28-May-19	783,612,444.10	1,096.577308	8.95%	7.61%	8.07%	7.83%	6.86%
27-May-19	781,514,581.16	1,096.191747	8.74%	7.51%	8.01%	7.82%	6.81%
26-May-19	779,849,827.02	1,096.046208	8.80%	7.60%	7.95%	7.83%	6.82%

Fecha	Patrimonio neto del Fondo	Valor Cuota	Rentabilidad				
			30 días	60 días	90 días	180 días	365 días
25-May-19	779,696,221.99	1,095.830322	9.08%	8.47%	8.55%	7.83%	6.81%
24-May-19	779,538,861.41	1,095.609159	8.87%	8.44%	8.56%	7.84%	6.82%
23-May-19	779,251,749.46	1,095.369248	9.67%	8.17%	8.55%	7.84%	6.82%
22-May-19	778,486,464.81	1,095.131383	9.75%	8.15%	8.55%	7.84%	6.81%
21-May-19	778,435,847.28	1,095.013633	9.66%	8.19%	8.60%	7.88%	6.81%
20-May-19	777,977,535.32	1,094.684468	9.50%	8.19%	8.59%	7.84%	6.80%
19-May-19	778,287,442.77	1,094.422629	9.42%	7.81%	8.60%	7.82%	6.79%
18-May-19	778,134,404.61	1,094.207427	9.39%	8.70%	8.61%	7.85%	6.78%
17-May-19	777,977,923.60	1,093.987385	9.21%	8.78%	8.69%	7.84%	6.77%
16-May-19	776,480,015.26	1,092.585060	7.64%	8.38%	8.24%	7.61%	6.65%
15-May-19	776,094,532.25	1,092.265631	7.23%	8.32%	8.20%	7.59%	6.65%
14-May-19	774,858,237.35	1,092.097418	7.23%	8.34%	8.22%	7.61%	6.68%
13-May-19	774,014,056.39	1,091.815972	7.11%	8.11%	8.23%	7.57%	6.66%
12-May-19	774,888,271.12	1,091.688632	7.18%	8.20%	8.29%	7.57%	6.66%
11-May-19	774,731,857.25	1,091.468271	6.97%	8.22%	8.30%	7.56%	6.66%
10-May-19	774,575,437.91	1,091.247902	6.76%	8.24%	8.27%	7.56%	6.65%
9-May-19	774,355,109.81	1,091.029144	6.74%	8.24%	8.26%	7.56%	6.63%
8-May-19	775,095,362.32	1,090.816709	6.84%	8.23%	8.26%	7.56%	6.63%
7-May-19	772,810,621.04	1,088.896666	4.89%	7.29%	7.60%	7.22%	6.48%
6-May-19	772,918,979.98	1,089.695960	6.02%	7.87%	8.04%	7.39%	6.57%
5-May-19	773,040,492.29	1,089.817632	6.38%	8.12%	8.13%	7.45%	6.59%
4-May-19	772,890,562.55	1,089.606264	6.96%	8.15%	7.70%	7.45%	6.59%
3-May-19	772,740,627.94	1,089.394889	6.21%	7.31%	7.71%	7.45%	6.59%
2-May-19	760,215,278.45	1,089.348857	6.44%	7.88%	7.78%	7.48%	6.61%
1-May-19	759,023,213.54	1,088.865441	6.17%	7.73%	7.68%	7.43%	6.57%
30-Apr-19	759,320,554.39	1,088.718631	6.15%	7.77%	7.72%	7.40%	6.59%
29-Apr-19	828,791,992.79	1,088.761663	6.41%	7.59%	7.83%	7.41%	6.61%
28-Apr-19	828,643,261.05	1,088.566279	6.41%	7.60%	7.82%	7.41%	6.61%
27-Apr-19	828,494,523.77	1,088.370886	6.43%	7.50%	7.85%	7.40%	6.61%
26-Apr-19	828,345,781.73	1,088.175488	6.55%	8.37%	7.86%	7.45%	6.61%
25-Apr-19	822,737,234.37	1,087.714685	8.03%	8.25%	7.77%	7.40%	6.58%
24-Apr-19	822,646,943.28	1,087.681015	8.20%	8.35%	7.83%	7.43%	6.60%
23-Apr-19	826,169,498.19	1,086.730066	6.83%	7.95%	7.56%	7.25%	6.53%
22-Apr-19	823,553,044.35	1,086.427195	6.71%	7.93%	7.60%	7.13%	6.52%
21-Apr-19	826,851,770.87	1,086.383815	6.89%	8.06%	7.66%	7.16%	6.53%
20-Apr-19	826,712,524.02	1,086.200861	7.05%	8.12%	7.67%	7.16%	6.53%
19-Apr-19	826,573,273.53	1,086.017903	6.36%	8.15%	7.68%	7.16%	6.52%
18-Apr-19	826,430,683.47	1,085.830557	8.20%	8.28%	7.69%	7.17%	6.51%
17-Apr-19	812,974,934.15	1,085.771059	8.54%	8.37%	7.75%	7.20%	6.51%
16-Apr-19	802,355,051.97	1,085.766909	9.29%	8.48%	7.83%	7.23%	6.55%
15-Apr-19	725,098,627.97	1,085.810434	9.57%	8.63%	7.95%	7.25%	6.57%
14-Apr-19	711,295,145.36	1,085.647655	9.62%	8.71%	7.94%	7.27%	6.57%
13-Apr-19	711,178,273.34	1,085.469273	9.28%	8.77%	7.97%	7.28%	6.57%
12-Apr-19	711,057,230.87	1,085.284526	9.38%	8.81%	8.00%	7.27%	6.57%
11-Apr-19	709,922,969.20	1,085.253337	9.64%	8.86%	8.07%	7.31%	6.59%
10-Apr-19	714,109,354.24	1,085.214776	9.90%	8.95%	8.13%	7.34%	6.60%
9-Apr-19	713,533,211.87	1,085.016807	9.90%	8.95%	8.11%	7.34%	6.61%
8-Apr-19	716,720,336.39	1,084.714583	9.79%	8.89%	8.18%	7.32%	6.59%
7-Apr-19	716,087,573.12	1,084.533767	9.83%	8.98%	8.16%	7.32%	6.59%
6-Apr-19	715,955,364.68	1,084.333534	9.88%	8.94%	8.14%	7.33%	6.59%
5-Apr-19	715,823,151.62	1,084.133293	10.03%	8.32%	8.12%	7.34%	6.59%
4-Apr-19	725,271,226.51	1,083.409307	9.51%	8.05%	7.93%	7.24%	6.54%
3-Apr-19	723,979,172.36	1,083.864886	8.55%	8.43%	8.18%	7.37%	6.60%

Fecha	Patrimonio neto del Fondo	Valor Cuota	Rentabilidad				
			30 días	60 días	90 días	180 días	365 días
2-Apr-19	721,781,823.29	1,083.613644	9.48%	8.41%	8.16%	7.35%	6.54%
1-Apr-19	722,040,194.98	1,083.370318	9.44%	8.42%	8.15%	7.34%	6.53%
31-Mar-19	720,774,364.83	1,083.241712	9.54%	8.47%	8.18%	7.33%	6.54%
30-Mar-19	720,652,192.72	1,083.058102	8.91%	8.47%	8.19%	7.32%	6.53%
29-Mar-19	720,518,802.69	1,082.857632	8.94%	8.51%	8.20%	7.33%	6.53%
28-Mar-19	721,254,255.37	1,082.653014	8.71%	8.52%	8.20%	7.33%	6.56%
27-Mar-19	717,285,647.14	1,082.351956	10.37%	8.47%	8.17%	7.31%	6.55%
26-Mar-19	717,545,501.73	1,080.581522	8.64%	7.61%	7.60%	6.99%	6.38%
25-Mar-19	716,131,313.16	1,080.400580	8.68%	7.63%	7.59%	6.99%	6.38%
24-Mar-19	716,357,224.32	1,080.666283	9.23%	8.00%	7.77%	7.07%	6.42%
23-Mar-19	716,224,419.52	1,080.465939	9.31%	8.00%	7.77%	7.06%	6.42%
22-Mar-19	716,091,610.08	1,080.265588	9.39%	8.01%	7.76%	7.06%	6.41%
21-Mar-19	715,503,926.04	1,079.946428	9.35%	7.95%	7.72%	7.03%	6.41%
20-Mar-19	714,546,998.42	1,080.372871	10.11%	8.31%	7.97%	7.15%	6.46%
19-Mar-19	713,400,868.57	1,078.565391	8.54%	7.42%	7.35%	6.85%	6.32%
18-Mar-19	713,408,883.89	1,078.198763	8.36%	7.33%	7.33%	6.76%	6.31%
17-Mar-19	713,603,988.49	1,077.535649	7.85%	7.11%	7.13%	6.66%	6.26%
16-Mar-19	713,469,213.32	1,077.332140	7.87%	7.08%	7.08%	6.64%	6.26%
15-Mar-19	713,334,433.43	1,077.128623	7.99%	7.10%	7.08%	6.64%	6.26%
14-Mar-19	713,250,254.85	1,077.256061	8.47%	7.32%	7.21%	6.70%	6.26%
13-Mar-19	713,770,751.76	1,076.977243	8.42%	7.28%	7.18%	6.69%	6.26%
12-Mar-19	713,573,098.57	1,076.718196	8.28%	7.25%	7.13%	6.67%	6.23%
11-Mar-19	712,949,383.41	1,076.459555	8.20%	7.18%	7.08%	6.50%	6.22%
10-Mar-19	711,860,938.64	1,076.255214	8.19%	7.34%	7.06%	6.44%	6.22%
9-Mar-19	711,728,159.78	1,076.054467	8.19%	7.30%	7.03%	6.53%	6.21%
8-Mar-19	711,589,709.67	1,075.845146	8.34%	7.26%	7.01%	6.57%	6.21%
7-Mar-19	711,451,088.12	1,075.602500	8.20%	7.21%	6.99%	6.56%	6.20%
6-Mar-19	714,700,962.99	1,075.273108	6.80%	7.15%	6.95%	6.54%	6.17%
5-Mar-19	714,455,661.27	1,075.006229	6.76%	7.12%	6.90%	6.51%	6.18%
4-Mar-19	715,036,296.01	1,076.299646	8.48%	7.95%	7.45%	6.84%	6.31%
3-Mar-19	701,465,301.26	1,075.233819	7.51%	7.47%	7.11%	6.56%	6.23%
2-Mar-19	701,328,996.82	1,075.024886	7.58%	7.47%	7.08%	6.54%	6.22%
1-Mar-19	701,192,687.57	1,074.815945	7.59%	7.47%	7.06%	6.47%	6.23%
28-Feb-19	700,361,718.54	1,075.184439	8.21%	7.80%	7.28%	6.58%	6.28%
27-Feb-19	701,503,363.31	1,074.961453	8.26%	7.80%	7.28%	6.58%	6.31%
26-Feb-19	701,503,363.31	1,074.961453	8.51%	7.91%	7.36%	6.67%	6.33%
25-Feb-19	702,200,078.99	1,073.203543	6.75%	7.08%	6.81%	6.29%	6.17%
24-Feb-19	702,441,340.51	1,072.958807	6.72%	7.04%	6.78%	6.26%	6.16%
23-Feb-19	702,300,376.46	1,072.743488	6.73%	7.03%	6.79%	6.24%	6.16%
22-Feb-19	702,159,407.63	1,072.528163	6.93%	7.02%	6.81%	6.20%	6.16%
21-Feb-19	701,639,243.11	1,072.263766	6.86%	6.97%	6.79%	6.18%	6.16%
20-Feb-19	700,861,834.99	1,071.989716	6.79%	6.94%	6.77%	6.16%	6.14%
19-Feb-19	700,930,114.52	1,071.709128	6.71%	6.90%	6.79%	6.23%	6.13%
18-Feb-19	700,973,912.66	1,071.469990	6.68%	6.87%	6.75%	6.17%	6.08%
17-Feb-19	699,752,922.04	1,071.046464	6.44%	6.81%	6.64%	6.02%	6.06%
16-Feb-19	699,615,886.52	1,070.836716	6.44%	6.76%	6.70%	6.00%	6.05%
15-Feb-19	699,478,847.44	1,070.626963	6.50%	6.69%	6.68%	6.01%	6.10%
14-Feb-19	709,934,433.28	1,070.409597	6.42%	6.68%	6.68%	6.00%	6.08%
13-Feb-19	718,949,058.18	1,070.105101	6.34%	6.63%	6.64%	5.98%	6.04%
12-Feb-19	721,265,312.24	1,069.812557	6.32%	6.58%	6.63%	5.95%	6.02%
11-Feb-19	720,479,232.29	1,069.575496	6.28%	6.52%	6.57%	5.94%	6.01%
10-Feb-19	723,178,638.56	1,069.438765	6.35%	6.51%	6.56%	5.96%	6.02%
9-Feb-19	723,054,111.01	1,069.254613	6.29%	6.50%	6.55%	5.99%	6.01%

Fecha	Patrimonio neto del Fondo	Valor Cuota	Rentabilidad				
			30 días	60 días	90 días	180 días	365 días
8-Feb-19	722,919,856.07	1,069.056077	6.62%	6.46%	6.56%	5.88%	6.02%
7-Feb-19	719,837,634.93	1,068.859057	6.55%	6.42%	6.57%	5.88%	6.03%
6-Feb-19	719,934,393.95	1,068.524444	6.32%	6.35%	6.52%	5.85%	6.02%
5-Feb-19	718,793,152.26	1,068.403575	6.35%	6.40%	6.54%	5.94%	6.03%
4-Feb-19	719,387,243.44	1,069.298788	7.62%	6.98%	6.92%	6.20%	6.10%
3-Feb-19	725,806,211.48	1,069.065698	7.60%	6.93%	6.90%	6.23%	6.09%
2-Feb-19	725,661,416.56	1,068.852424	7.59%	6.91%	6.89%	6.23%	6.09%
1-Feb-19	725,516,616.66	1,068.639143	7.57%	6.87%	6.88%	6.02%	6.11%
31-Jan-19	724,507,181.65	1,068.370034	7.50%	6.80%	6.86%	6.00%	6.10%
30-Jan-19	728,832,123.49	1,068.152028	7.49%	6.80%	6.85%	6.00%	6.10%
29-Jan-19	728,849,584.71	1,067.973465	7.54%	6.81%	6.79%	6.08%	6.08%
28-Jan-19	728,838,865.12	1,067.711729	7.48%	6.78%	6.70%	6.07%	6.07%
27-Jan-19	728,972,409.60	1,067.490833	7.47%	6.85%	6.67%	5.99%	6.07%
26-Jan-19	728,827,646.24	1,067.278845	7.53%	6.82%	6.65%	6.12%	6.07%
25-Jan-19	728,682,878.05	1,067.066850	7.49%	6.84%	6.74%	6.06%	6.06%
24-Jan-19	729,847,884.03	1,066.843731	7.45%	6.86%	6.73%	6.05%	6.04%
23-Jan-19	729,660,840.15	1,066.455249	7.24%	6.76%	6.66%	6.00%	6.13%
22-Jan-19	729,179,065.62	1,066.254609	7.21%	6.77%	6.59%	5.98%	6.15%
21-Jan-19	732,096,330.48	1,066.039914	7.21%	6.83%	6.37%	5.98%	6.10%
20-Jan-19	731,953,842.09	1,065.832430	7.21%	6.79%	6.38%	5.91%	6.10%
19-Jan-19	731,808,501.52	1,065.620792	7.18%	6.75%	6.37%	5.90%	6.10%
18-Jan-19	731,663,156.15	1,065.409148	7.29%	6.84%	6.36%	5.91%	6.17%
17-Jan-19	730,348,834.14	1,065.201939	7.21%	6.81%	6.36%	5.90%	6.17%
16-Jan-19	727,985,604.97	1,064.933579	6.99%	6.77%	6.34%	5.88%	6.16%
15-Jan-19	728,439,392.13	1,064.790010	7.05%	6.81%	6.34%	5.89%	6.17%
14-Jan-19	726,229,481.04	1,064.560132	7.03%	6.83%	6.28%	5.88%	6.17%
13-Jan-19	718,528,109.88	1,064.286564	6.95%	6.73%	6.27%	5.89%	6.16%
12-Jan-19	718,391,557.58	1,064.084303	6.86%	6.67%	6.29%	5.92%	6.16%
11-Jan-19	718,255,000.64	1,063.882034	6.78%	6.65%	6.27%	5.85%	6.17%
10-Jan-19	723,932,025.51	1,063.751684	6.81%	6.70%	6.29%	5.86%	6.18%
9-Jan-19	725,028,144.14	1,063.274464	6.40%	6.55%	6.18%	5.79%	6.15%
8-Jan-19	723,273,235.68	1,063.136920	6.40%	6.59%	6.20%	5.80%	6.15%
7-Jan-19	723,298,751.88	1,062.999848	6.48%	6.61%	6.23%	5.81%	6.16%
6-Jan-19	723,340,300.97	1,062.852161	6.55%	6.57%	6.24%	5.68%	6.17%
5-Jan-19	723,196,838.14	1,062.641361	6.46%	6.56%	6.25%	5.63%	6.17%
4-Jan-19	723,053,370.44	1,062.430554	6.38%	6.54%	6.27%	5.59%	6.18%
3-Jan-19	722,967,281.41	1,062.229043	6.35%	6.54%	6.27%	5.58%	6.21%
2-Jan-19	722,401,393.09	1,062.033036	6.29%	6.55%	6.28%	5.57%	6.20%
1-Jan-19	720,920,576.64	1,061.826631	6.22%	6.55%	6.25%	5.54%	0.00%
31-Dec-18	720,777,959.01	1,061.616573	6.22%	6.44%	6.23%	5.53%	0.00%
30-Dec-18	720,661,444.40	1,061.393237	6.20%	6.33%	6.19%	5.53%	36300.00%
29-Dec-18	720,520,133.62	1,061.185114	6.19%	6.29%	6.14%	5.60%	36200.00%
28-Dec-18	720,378,818.05	1,060.976984	6.34%	6.26%	6.17%	5.38%	36100.00%
27-Dec-18	727,413,646.90	1,060.709758	6.23%	6.36%	6.14%	5.36%	36000.00%
26-Dec-18	725,939,432.36	1,060.540370	6.30%	6.38%	6.15%	5.36%	35900.00%
25-Dec-18	727,401,033.98	1,060.347729	6.39%	6.38%	6.12%	5.47%	35800.00%
24-Dec-18	727,263,375.89	1,060.147062	6.40%	6.28%	6.11%	5.52%	35700.00%
23-Dec-18	727,744,719.44	1,059.972428	6.44%	5.98%	6.11%	5.49%	35600.00%
22-Dec-18	727,601,307.02	1,059.763545	6.57%	6.00%	6.08%	5.53%	35500.00%
21-Dec-18	727,457,889.74	1,059.554655	6.48%	5.98%	6.07%	5.54%	35400.00%
20-Dec-18	727,701,636.80	1,059.366537	6.44%	5.98%	6.07%	5.53%	35300.00%
19-Dec-18	743,181,296.12	1,059.061557	6.50%	5.92%	6.02%	5.51%	35200.00%
18-Dec-18	744,621,730.67	1,058.929182	6.52%	5.96%	6.07%	5.56%	35100.00%

Fecha	Patrimonio neto del Fondo	Valor Cuota	Rentabilidad				
			30 días	60 días	90 días	180 días	365 días
17-Dec-18	745,011,332.86	1,058.852770	6.67%	6.01%	6.00%	5.57%	35000.00%
16-Dec-18	744,207,499.02	1,058.653357	6.68%	5.93%	5.97%	5.58%	34900.00%
15-Dec-18	744,061,726.56	1,058.445992	6.74%	5.95%	5.94%	5.60%	34800.00%
14-Dec-18	743,915,949.15	1,058.238620	6.61%	5.98%	5.94%	5.59%	34700.00%
13-Dec-18	742,736,393.88	1,058.118721	6.59%	5.99%	5.96%	5.60%	34600.00%
12-Dec-18	743,456,661.71	1,057.989103	6.63%	6.03%	5.99%	5.61%	34500.00%
11-Dec-18	759,082,752.83	1,057.830331	6.71%	6.05%	5.99%	5.62%	34400.00%
10-Dec-18	758,949,862.84	1,057.708492	6.80%	6.08%	5.71%	5.62%	34300.00%
9-Dec-18	758,224,191.28	1,057.577511	6.89%	6.14%	5.62%	5.65%	34200.00%
8-Dec-18	758,075,577.10	1,057.370223	6.85%	6.12%	5.79%	5.65%	34100.00%
7-Dec-18	757,926,957.87	1,057.162927	6.71%	6.12%	5.88%	5.61%	34000.00%
6-Dec-18	762,244,099.12	1,057.030317	6.77%	6.21%	5.90%	5.62%	33900.00%
5-Dec-18	761,284,215.52	1,056.890501	6.81%	6.24%	5.92%	5.63%	33800.00%
4-Dec-18	780,179,734.78	1,056.712770	6.84%	6.26%	5.90%	5.65%	33700.00%
3-Dec-18	767,160,001.88	1,056.574039	6.92%	6.26%	5.99%	5.71%	33600.00%
2-Dec-18	767,909,394.82	1,056.428530	6.99%	6.27%	5.79%	5.74%	33500.00%
1-Dec-18	767,757,614.83	1,056.219724	6.76%	6.21%	5.75%	5.72%	33400.00%
30-Nov-18	767,605,829.70	1,056.010910	6.55%	6.14%	5.62%	5.71%	33300.00%
29-Nov-18	768,196,080.60	1,055.810527	6.49%	6.19%	5.62%	5.71%	33200.00%
28-Nov-18	767,813,805.25	1,055.474921	6.27%	6.11%	5.56%	5.67%	33100.00%
27-Nov-18	767,613,320.02	1,055.307883	6.59%	6.12%	5.69%	5.67%	33000.00%
26-Nov-18	766,961,697.48	1,055.075823	6.55%	6.05%	5.52%	5.65%	32900.00%
25-Nov-18	767,060,688.17	1,054.805566	6.47%	5.99%	5.45%	5.63%	32800.00%
24-Nov-18	766,909,163.92	1,054.597201	6.25%	5.98%	5.40%	5.61%	32700.00%
23-Nov-18	766,757,634.12	1,054.388829	5.61%	5.93%	5.32%	5.55%	32600.00%
22-Nov-18	777,133,043.50	1,054.072946	5.51%	5.85%	5.27%	5.52%	32500.00%
21-Nov-18	779,171,916.33	1,053.937392	5.57%	5.88%	5.29%	5.53%	32400.00%
20-Nov-18	783,461,488.40	1,053.790993	5.60%	5.90%	5.47%	5.57%	32300.00%
19-Nov-18	782,577,764.31	1,053.437598	5.43%	5.84%	5.31%	5.53%	32200.00%
18-Nov-18	787,195,393.08	1,053.280934	5.48%	5.70%	5.11%	5.53%	32100.00%
17-Nov-18	787,042,607.69	1,053.076504	5.44%	5.65%	5.08%	5.52%	32000.00%
16-Nov-18	786,889,817.11	1,052.872068	5.27%	5.61%	5.09%	5.51%	31900.00%
15-Nov-18	790,339,822.21	1,052.616384	5.25%	5.57%	5.06%	5.49%	31800.00%
14-Nov-18	792,331,606.33	1,052.520110	5.45%	5.62%	5.09%	5.51%	31700.00%
13-Nov-18	824,004,007.68	1,052.418614	5.48%	5.67%	5.12%	5.50%	31600.00%
12-Nov-18	826,417,376.73	1,052.255625	5.52%	5.68%	5.13%	5.51%	31500.00%
11-Nov-18	826,347,215.10	1,052.028289	5.48%	5.20%	5.12%	5.51%	31400.00%
10-Nov-18	826,188,862.21	1,051.826688	5.45%	5.04%	5.18%	5.56%	31300.00%
9-Nov-18	826,030,503.94	1,051.625081	5.48%	5.28%	4.96%	5.54%	31200.00%
8-Nov-18	825,772,363.08	1,051.447658	5.48%	5.43%	4.96%	5.54%	31100.00%
7-Nov-18	831,514,531.63	1,051.364671	5.63%	5.49%	5.00%	5.56%	31000.00%
6-Nov-18	828,860,092.82	1,051.178668	5.74%	5.49%	5.15%	5.54%	30900.00%
5-Nov-18	844,362,832.57	1,051.004445	5.77%	5.46%	5.25%	5.51%	30800.00%
4-Nov-18	844,200,316.82	1,050.802156	5.77%	5.56%	5.32%	5.51%	30700.00%
3-Nov-18	844,037,795.56	1,050.599861	5.70%	5.24%	5.32%	5.54%	30600.00%
2-Nov-18	843,875,268.78	1,050.397559	5.64%	5.18%	4.92%	5.52%	30500.00%
1-Nov-18	842,673,765.02	1,050.382871	5.76%	5.11%	4.98%	5.55%	30400.00%
31-Oct-18	855,752,055.51	1,050.356285	5.83%	5.20%	5.04%	5.58%	30300.00%
30-Oct-18	855,644,735.94	1,050.211917	5.99%	5.22%	5.22%	5.59%	30200.00%
29-Oct-18	855,036,768.14	1,050.066635	6.04%	5.42%	5.23%	5.61%	30100.00%
28-Oct-18	855,566,693.01	1,049.625828	5.74%	5.05%	5.00%	5.54%	30000.00%
27-Oct-18	855,404,038.19	1,049.426280	5.64%	4.99%	5.24%	5.56%	29900.00%
26-Oct-18	855,241,377.85	1,049.226726	5.60%	4.92%	5.14%	5.56%	29800.00%

Fecha	Patrimonio neto del Fondo	Valor Cuota	Rentabilidad				
			30 días	60 días	90 días	180 días	365 días
25-Oct-18	845,148,419.90	1,049.207336	5.79%	4.91%	5.19%	5.58%	29700.00%
24-Oct-18	845,911,562.12	1,049.545178	6.33%	5.21%	5.38%	5.68%	29600.00%
23-Oct-18	845,940,257.88	1,049.317962	6.27%	5.18%	5.34%	5.68%	29500.00%
22-Oct-18	851,560,002.83	1,049.132667	6.27%	5.43%	5.34%	5.67%	29400.00%
21-Oct-18	863,856,225.07	1,048.959187	6.29%	5.30%	5.22%	5.70%	29300.00%
20-Oct-18	863,689,335.17	1,048.756536	6.34%	4.97%	5.19%	5.69%	29200.00%
19-Oct-18	863,522,439.60	1,048.553879	6.00%	4.93%	5.23%	5.69%	29100.00%
18-Oct-18	862,626,039.38	1,048.390408	5.94%	4.97%	5.22%	5.69%	29000.00%
17-Oct-18	865,741,398.63	1,048.329988	6.02%	5.04%	5.26%	5.71%	28900.00%
16-Oct-18	879,525,122.61	1,048.092522	5.97%	5.01%	5.23%	5.68%	28800.00%
15-Oct-18	882,313,110.43	1,047.828295	5.88%	4.95%	5.21%	5.65%	28700.00%
14-Oct-18	885,096,232.60	1,047.696741	5.95%	4.98%	5.27%	5.63%	28600.00%
13-Oct-18	884,932,919.26	1,047.503425	5.91%	4.98%	5.34%	5.66%	28500.00%
12-Oct-18	884,769,600.39	1,047.310103	4.99%	5.08%	5.20%	5.66%	28400.00%
11-Oct-18	880,091,939.38	1,047.138456	4.69%	4.78%	5.20%	5.65%	28300.00%
10-Oct-18	889,069,152.17	1,046.907998	5.15%	4.75%	5.17%	5.64%	28200.00%
9-Oct-18	890,625,666.74	1,046.735002	5.45%	4.75%	5.16%	5.64%	28100.00%
8-Oct-18	890,651,543.66	1,046.522745	5.42%	4.96%	5.15%	5.65%	28000.00%
7-Oct-18	901,459,184.81	1,046.243069	5.31%	5.04%	4.84%	5.63%	27900.00%
6-Oct-18	901,287,847.62	1,046.044214	5.23%	5.15%	4.74%	5.64%	27800.00%
5-Oct-18	901,116,504.61	1,045.845351	5.44%	5.15%	4.67%	5.63%	27700.00%
4-Oct-18	901,356,060.45	1,045.704767	4.85%	4.59%	4.68%	5.63%	27600.00%
3-Oct-18	903,244,028.93	1,045.546912	4.77%	4.60%	4.68%	5.63%	27500.00%
2-Oct-18	905,541,122.00	1,045.429519	4.51%	4.63%	4.64%	5.65%	27400.00%
1-Oct-18	905,496,141.56	1,045.346859	4.63%	4.93%	4.67%	5.67%	27300.00%
30-Sep-18	908,737,457.79	1,045.065994	4.52%	4.87%	4.65%	5.65%	27200.00%
29-Sep-18	908,575,699.20	1,044.879969	4.87%	4.68%	4.79%	5.55%	27100.00%
28-Sep-18	908,413,935.12	1,044.693937	4.43%	5.05%	4.38%	5.54%	27000.00%
27-Sep-18	908,376,838.50	1,044.586900	4.40%	4.94%	4.40%	5.55%	26900.00%
26-Sep-18	914,876,436.39	1,044.419256	4.30%	4.93%	4.40%	5.54%	26800.00%
25-Sep-18	911,956,813.67	1,044.238125	4.10%	4.92%	4.61%	5.54%	26700.00%
24-Sep-18	911,974,966.89	1,044.116017	4.17%	4.91%	4.74%	5.61%	26600.00%
23-Sep-18	911,817,164.80	1,043.935350	4.16%	4.91%	4.67%	5.61%	26500.00%
22-Sep-18	911,656,169.85	1,043.751027	4.67%	4.73%	4.76%	5.59%	26400.00%
21-Sep-18	911,495,169.44	1,043.566699	4.39%	4.70%	4.79%	5.58%	26300.00%
20-Sep-18	914,922,002.82	1,043.320913	3.67%	4.73%	4.76%	5.57%	26200.00%
19-Sep-18	940,707,752.15	1,043.407317	3.92%	4.86%	4.86%	5.62%	26100.00%
18-Sep-18	940,549,537.61	1,043.293026	4.06%	4.89%	4.97%	5.62%	26000.00%
17-Sep-18	948,902,817.70	1,043.168678	4.12%	4.92%	4.97%	5.65%	25900.00%
16-Sep-18	946,359,360.19	1,042.974329	4.10%	4.92%	4.99%	5.62%	25800.00%
15-Sep-18	946,190,787.34	1,042.788546	4.09%	4.98%	5.03%	5.66%	25700.00%
14-Sep-18	946,021,208.77	1,042.601655	4.08%	5.08%	5.03%	5.68%	25600.00%
13-Sep-18	947,803,414.77	1,042.438379	4.12%	4.90%	5.03%	5.68%	25500.00%
12-Sep-18	974,414,888.17	1,043.031503	5.24%	5.33%	5.32%	5.83%	25400.00%
11-Sep-18	974,752,925.14	1,043.119517	4.93%	5.47%	5.44%	5.89%	25300.00%
10-Sep-18	975,648,624.06	1,042.492584	4.40%	5.19%	5.25%	5.74%	25200.00%
9-Sep-18	975,222,890.54	1,042.066095	4.10%	5.07%	5.18%	5.70%	25100.00%
8-Sep-18	975,049,044.88	1,041.880334	4.55%	4.65%	5.20%	5.66%	25000.00%
7-Sep-18	974,875,193.32	1,041.694566	4.84%	4.52%	5.13%	5.66%	24900.00%
6-Sep-18	974,918,275.22	1,041.568584	5.13%	4.46%	5.14%	5.66%	24800.00%
5-Sep-18	975,849,367.44	1,041.192173	4.93%	4.33%	5.06%	5.62%	24700.00%
4-Sep-18	982,116,942.90	1,041.551159	4.38%	4.63%	5.32%	5.72%	24600.00%
3-Sep-18	982,602,771.74	1,041.460610	4.47%	4.60%	5.45%	5.73%	24500.00%

Fecha	Patrimonio neto del Fondo	Valor Cuota	Rentabilidad				
			30 días	60 días	90 días	180 días	365 días
2-Sep-18	989,740,195.07	1,041.567995	4.80%	4.75%	5.60%	5.76%	24400.00%
1-Sep-18	989,566,948.19	1,041.385677	5.30%	4.77%	5.58%	5.79%	24300.00%
31-Aug-18	989,390,488.22	1,041.199976	5.28%	4.98%	5.58%	5.77%	24200.00%
30-Aug-18	985,710,962.52	1,040.715735	4.55%	4.19%	5.45%	5.71%	24100.00%
29-Aug-18	984,131,033.41	1,040.907421	5.73%	4.40%	5.59%	5.78%	24000.00%
28-Aug-18	993,123,464.21	1,040.826646	5.55%	4.45%	5.61%	5.82%	23900.00%
27-Aug-18	1,001,718,062.41	1,040.742183	5.62%	4.82%	5.64%	5.83%	23800.00%
26-Aug-18	1,093,988,396.21	1,040.731972	5.79%	5.07%	5.69%	5.94%	23700.00%
25-Aug-18	1,093,800,496.18	1,040.553219	5.71%	4.97%	5.68%	5.94%	23600.00%
24-Aug-18	1,093,612,589.78	1,040.374460	5.72%	5.10%	5.57%	5.93%	23500.00%
23-Aug-18	1,070,544,931.28	1,039.761318	4.85%	4.90%	5.39%	5.84%	23400.00%
22-Aug-18	1,070,303,934.19	1,039.815717	5.06%	5.03%	5.48%	5.88%	23300.00%
21-Aug-18	1,083,254,125.12	1,040.183363	5.84%	5.34%	5.76%	5.99%	23200.00%
20-Aug-18	1,107,891,319.86	1,040.053015	5.86%	5.50%	5.77%	6.02%	23100.00%
19-Aug-18	1,116,775,614.65	1,039.825113	5.77%	5.44%	5.74%	6.00%	23000.00%
18-Aug-18	1,116,584,613.51	1,039.647272	5.77%	5.47%	5.72%	5.99%	22900.00%
17-Aug-18	1,116,393,603.13	1,039.469423	5.80%	5.54%	5.72%	5.91%	22800.00%
16-Aug-18	1,120,802,810.57	1,039.295445	5.94%	5.54%	5.71%	5.91%	22700.00%
15-Aug-18	1,120,611,087.86	1,039.117665	6.14%	5.53%	5.71%	5.90%	22600.00%
14-Aug-18	1,120,652,331.13	1,038.921860	5.74%	5.51%	5.66%	6.00%	22500.00%
13-Aug-18	1,119,449,928.60	1,038.556045	5.49%	5.42%	5.59%	5.93%	22400.00%
12-Aug-18	1,118,606,053.75	1,038.911655	6.09%	5.71%	5.84%	5.98%	22300.00%
11-Aug-18	1,118,419,579.68	1,038.738466	6.06%	5.75%	5.94%	5.96%	22200.00%
10-Aug-18	1,118,233,099.27	1,038.565271	6.10%	5.78%	5.91%	5.96%	22100.00%
9-Aug-18	1,105,923,394.32	1,037.994689	4.80%	5.45%	5.75%	5.88%	22000.00%
8-Aug-18	1,119,739,120.27	1,037.566879	4.25%	5.30%	5.64%	5.82%	21900.00%
7-Aug-18	1,119,658,770.31	1,037.194280	3.84%	5.18%	5.53%	5.80%	21800.00%
6-Aug-18	1,126,444,723.53	1,036.991227	3.78%	5.23%	5.47%	5.82%	21700.00%
5-Aug-18	1,128,881,276.76	1,037.816519	4.93%	5.95%	5.88%	6.03%	21600.00%
4-Aug-18	1,128,696,323.10	1,037.646486	4.77%	6.02%	5.95%	6.04%	21500.00%
3-Aug-18	1,128,508,696.50	1,037.473995	4.75%	6.00%	5.92%	5.96%	21400.00%
2-Aug-18	1,127,416,791.08	1,036.867980	4.30%	5.75%	5.74%	5.87%	21300.00%
1-Aug-18	1,131,963,479.60	1,036.702158	4.74%	5.75%	5.73%	5.87%	21200.00%
31-Jul-18	1,131,026,319.47	1,036.838062	3.88%	5.92%	5.88%	5.99%	21100.00%
30-Jul-18	1,129,947,908.53	1,036.028587	3.13%	5.52%	5.64%	5.86%	21000.00%
29-Jul-18	1,133,054,623.20	1,036.103616	3.41%	5.66%	5.72%	5.91%	20900.00%
28-Jul-18	1,132,891,909.45	1,035.954825	4.07%	5.65%	5.78%	5.87%	20800.00%
27-Jul-18	1,132,722,440.17	1,035.799857	4.41%	5.64%	5.78%	5.88%	20700.00%
26-Jul-18	1,156,664,024.51	1,035.692888	4.29%	5.53%	5.80%	5.90%	20600.00%
25-Jul-18	1,175,461,035.97	1,035.505920	4.55%	5.52%	5.79%	5.90%	20500.00%
24-Jul-18	1,172,985,008.39	1,035.631728	5.00%	5.68%	5.92%	5.96%	20400.00%
23-Jul-18	1,212,213,701.53	1,035.505440	5.05%	5.80%	5.93%	5.93%	20300.00%
22-Jul-18	1,212,960,157.57	1,035.212703	4.90%	5.74%	5.93%	6.12%	20200.00%
21-Jul-18	1,212,788,447.63	1,035.066156	5.20%	5.74%	5.93%	6.18%	20100.00%
20-Jul-18	1,212,610,535.19	1,034.914315	5.17%	5.72%	5.96%	6.10%	20000.00%
19-Jul-18	1,207,734,760.50	1,034.739756	5.24%	5.72%	5.96%	6.10%	19900.00%
18-Jul-18	1,215,749,453.20	1,034.541686	5.36%	5.69%	5.94%	6.10%	19800.00%
17-Jul-18	1,216,471,035.85	1,034.245150	5.21%	5.61%	5.84%	6.20%	19700.00%
16-Jul-18	1,196,306,962.55	1,033.900738	4.99%	5.46%	5.76%	6.18%	19600.00%
15-Jul-18	1,196,909,887.67	1,034.041119	5.35%	5.66%	5.83%	6.26%	19500.00%
14-Jul-18	1,196,732,836.62	1,033.888160	5.41%	5.72%	5.91%	6.27%	19400.00%
13-Jul-18	1,196,555,779.56	1,033.735196	5.40%	5.87%	5.91%	6.27%	19300.00%
12-Jul-18	1,191,904,118.77	1,033.592428	5.52%	5.86%	5.92%	6.28%	19200.00%

Fecha	Patrimonio neto del Fondo	Valor Cuota	Rentabilidad				
			30 días	60 días	90 días	180 días	365 días
11-Jul-18	1,192,954,962.24	1,033.387511	5.54%	5.83%	5.90%	6.28%	19100.00%
10-Jul-18	1,185,963,175.94	1,033.916462	6.18%	6.23%	6.17%	6.44%	19000.00%
9-Jul-18	1,184,614,330.17	1,033.954829	6.42%	6.30%	6.29%	6.49%	18900.00%
8-Jul-18	1,191,466,844.65	1,033.930642	6.59%	6.32%	6.36%	6.53%	18800.00%
7-Jul-18	1,191,290,969.72	1,033.778021	6.76%	6.35%	6.40%	6.53%	18700.00%
6-Jul-18	1,191,115,088.82	1,033.625395	7.06%	6.47%	6.38%	6.55%	18600.00%
5-Jul-18	1,192,815,601.93	1,033.592809	7.37%	6.50%	6.43%	6.58%	18500.00%
4-Jul-18	1,192,048,443.68	1,033.441364	7.34%	6.50%	6.44%	6.59%	18400.00%
3-Jul-18	1,203,714,364.46	1,033.218069	7.28%	6.46%	6.44%	6.60%	18300.00%
2-Jul-18	1,199,358,185.72	1,032.682470	6.84%	6.28%	6.29%	6.60%	18200.00%
1-Jul-18	1,199,636,658.28	1,033.542046	8.05%	6.90%	6.70%	6.80%	18100.00%
30-Jun-18	1,199,441,638.46	1,033.374028	8.01%	6.87%	6.51%	0.00%	18000.00%
29-Jun-18	1,199,247,436.71	1,033.206714	8.00%	6.95%	6.49%	0.00%	17900.00%
28-Jun-18	1,195,826,751.82	1,032.498801	7.31%	6.63%	6.27%	0.00%	17800.00%
27-Jun-18	1,192,822,338.45	1,032.055380	6.95%	6.46%	6.15%	0.00%	17700.00%
26-Jun-18	1,190,795,049.90	1,032.054128	6.85%	6.55%	6.22%	0.00%	17600.00%
25-Jun-18	1,173,806,804.56	1,031.645870	6.56%	6.44%	6.25%	0.00%	17500.00%
24-Jun-18	1,178,882,637.68	1,031.392575	6.45%	6.38%	6.22%	0.00%	17400.00%
23-Jun-18	1,178,691,039.72	1,031.224948	6.64%	6.45%	6.18%	0.00%	17300.00%
22-Jun-18	1,178,499,435.26	1,031.057315	6.65%	6.44%	6.17%	0.00%	17200.00%
21-Jun-18	1,185,135,602.91	1,030.657910	6.35%	6.34%	6.07%	0.00%	17100.00%
20-Jun-18	1,204,870,861.60	1,030.534439	6.34%	6.36%	6.09%	0.00%	17000.00%
19-Jun-18	1,201,866,930.28	1,030.306192	6.28%	6.32%	6.05%	0.00%	16900.00%
18-Jun-18	1,200,736,861.01	1,030.001799	6.10%	6.17%	6.04%	0.00%	16800.00%
17-Jun-18	1,205,844,962.12	1,029.837962	6.10%	6.15%	5.99%	0.00%	16700.00%
16-Jun-18	1,205,655,834.40	1,029.676439	6.00%	6.08%	6.08%	0.00%	16600.00%
15-Jun-18	1,205,466,700.26	1,029.514911	6.04%	6.19%	6.13%	0.00%	16500.00%
14-Jun-18	1,181,917,389.35	1,029.307340	6.10%	6.16%	6.11%	0.00%	16400.00%
13-Jun-18	1,180,604,117.74	1,029.165005	6.43%	6.17%	6.11%	0.00%	16300.00%
12-Jun-18	1,179,484,990.66	1,028.922369	6.28%	6.12%	6.09%	0.00%	16200.00%
11-Jun-18	1,155,650,039.07	1,028.703064	6.21%	6.09%	5.97%	0.00%	16100.00%
10-Jun-18	1,153,548,635.52	1,028.693013	6.38%	6.23%	6.05%	0.00%	16000.00%
9-Jun-18	1,153,364,085.23	1,028.528437	6.29%	6.24%	5.97%	0.00%	15900.00%
8-Jun-18	1,153,179,528.69	1,028.363857	6.15%	6.29%	5.98%	0.00%	15800.00%
7-Jun-18	1,149,910,451.25	1,028.067663	6.04%	6.18%	5.92%	0.00%	15700.00%
6-Jun-18	1,168,994,242.93	1,027.661303	5.98%	6.04%	5.82%	0.00%	15600.00%
5-Jun-18	1,165,977,832.15	1,027.369541	5.73%	5.96%	5.77%	0.00%	15500.00%
4-Jun-18	1,162,679,746.20	1,027.247053	5.77%	6.03%	5.77%	0.00%	15400.00%
3-Jun-18	1,184,653,942.37	1,027.070981	5.74%	6.02%	5.71%	0.00%	15300.00%
2-Jun-18	1,184,468,390.78	1,026.910111	5.82%	6.03%	5.78%	0.00%	15200.00%
1-Jun-18	1,184,282,832.89	1,026.749236	5.88%	5.74%	5.76%	0.00%	15100.00%
31-May-18	1,197,501,026.17	1,026.619182	5.85%	5.74%	5.77%	0.00%	15000.00%
30-May-18	1,197,316,396.95	1,026.460899	6.02%	5.74%	5.77%	0.00%	14900.00%
29-May-18	1,210,406,386.06	1,026.334875	6.06%	5.75%	5.83%	0.00%	14800.00%
28-May-18	1,259,577,169.85	1,026.191164	6.08%	5.76%	5.83%	0.00%	14700.00%
27-May-18	1,249,905,558.47	1,026.277467	6.37%	6.09%	6.08%	0.00%	14600.00%
26-May-18	1,249,708,514.81	1,026.115678	6.42%	6.10%	6.08%	0.00%	14500.00%
25-May-18	1,249,511,464.46	1,025.953883	6.41%	6.05%	6.07%	0.00%	14400.00%
24-May-18	1,228,554,959.51	1,025.628089	6.36%	5.95%	6.01%	0.00%	14300.00%
23-May-18	1,225,511,974.66	1,025.451455	6.33%	5.93%	6.00%	0.00%	14200.00%
22-May-18	1,229,565,938.04	1,025.302666	6.43%	5.94%	6.01%	0.00%	14100.00%
21-May-18	1,229,417,813.06	1,025.189161	6.47%	5.94%	6.08%	0.00%	14000.00%
20-May-18	1,295,157,094.78	1,025.018112	6.46%	6.01%	6.05%	0.00%	13900.00%

Fecha	Patrimonio neto del Fondo	Valor Cuota	Rentabilidad				
			30 días	60 días	90 días	180 días	365 días
19-May-18	1,294,957,936.77	1,024.860494	6.33%	5.94%	6.05%	0.00%	13800.00%
18-May-18	1,294,755,160.89	1,024.700012	6.30%	6.07%	5.89%	0.00%	13700.00%
17-May-18	1,288,876,318.96	1,024.621431	6.25%	6.19%	5.92%	0.00%	13600.00%
16-May-18	1,289,664,020.74	1,024.427771	6.43%	6.17%	5.91%	0.00%	13500.00%
15-May-18	1,302,031,442.00	1,024.175129	6.32%	6.11%	6.07%	0.00%	13400.00%
14-May-18	1,301,959,727.71	1,023.753918	6.00%	5.98%	5.91%	0.00%	13300.00%
13-May-18	1,303,727,784.02	1,023.639409	6.05%	5.86%	5.82%	0.00%	13200.00%
12-May-18	1,303,528,793.60	1,023.483169	6.06%	5.89%	5.79%	0.00%	13100.00%
11-May-18	1,303,329,796.42	1,023.326924	6.18%	5.78%	5.80%	0.00%	13000.00%
10-May-18	1,287,276,824.67	1,023.241019	6.29%	5.84%	5.83%	0.00%	12900.00%
9-May-18	1,284,860,182.88	1,023.194331	6.54%	5.90%	5.87%	0.00%	12800.00%
8-May-18	1,304,511,146.73	1,022.986503	6.42%	5.87%	5.88%	0.00%	12700.00%
7-May-18	1,327,814,998.30	1,022.638075	6.19%	5.76%	5.87%	0.00%	12600.00%
6-May-18	1,313,772,574.04	1,022.553961	6.28%	5.78%	5.93%	0.00%	12500.00%
5-May-18	1,313,576,049.90	1,022.400999	6.38%	5.71%	5.94%	0.00%	12400.00%
4-May-18	1,313,379,519.09	1,022.248033	6.39%	5.81%	5.80%	0.00%	12300.00%
3-May-18	1,308,602,344.78	1,022.022371	6.33%	5.74%	5.77%	0.00%	12200.00%
2-May-18	1,266,270,033.16	1,021.811202	5.69%	5.71%	5.75%	0.00%	12100.00%
1-May-18	1,265,260,836.13	1,021.704141	5.71%	5.74%	5.88%	0.00%	12000.00%
30-Apr-18	1,269,228,393.04	1,021.406651	5.54%	5.73%	5.83%	0.00%	11900.00%
29-Apr-18	1,269,033,286.96	1,021.249640	5.53%	5.72%	5.85%	0.00%	11800.00%
28-Apr-18	1,268,838,174.22	1,021.092624	5.53%	5.95%	5.75%	0.00%	11700.00%
27-Apr-18	1,268,643,054.85	1,020.935602	5.91%	5.95%	5.76%	0.00%	11600.00%
26-Apr-18	1,267,390,985.12	1,020.725748	5.87%	5.90%	5.76%	0.00%	11500.00%
25-Apr-18	1,268,278,172.88	1,020.574421	5.78%	5.91%	5.78%	0.00%	11400.00%
24-Apr-18	1,326,698,408.51	1,020.290870	5.62%	5.83%	5.74%	0.00%	11300.00%
23-Apr-18	1,328,376,013.01	1,020.144720	5.63%	5.85%	5.67%	0.00%	11200.00%
22-Apr-18	1,330,745,844.39	1,019.915216	5.54%	5.89%	6.07%	0.00%	11100.00%
21-Apr-18	1,330,547,626.66	1,019.763298	5.50%	5.85%	6.19%	0.00%	11000.00%
20-Apr-18	1,330,345,374.42	1,019.608287	5.66%	5.85%	6.01%	0.00%	10900.00%
19-Apr-18	1,327,758,112.24	1,019.558270	5.64%	5.68%	6.07%	0.00%	10800.00%
18-Apr-18	1,331,203,145.81	1,019.425445	5.93%	5.70%	6.09%	0.00%	10700.00%
17-Apr-18	1,335,073,597.61	1,019.384895	6.14%	5.69%	6.40%	0.00%	10600.00%
16-Apr-18	1,330,364,780.47	1,019.042719	5.92%	5.87%	6.36%	0.00%	10500.00%
15-Apr-18	1,328,547,248.10	1,018.885038	5.91%	5.79%	6.38%	0.00%	10400.00%
14-Apr-18	1,328,346,128.43	1,018.730796	5.96%	5.64%	6.40%	0.00%	10300.00%
13-Apr-18	1,328,145,001.93	1,018.576549	5.69%	5.59%	6.42%	0.00%	10200.00%
12-Apr-18	1,294,818,029.31	1,018.412423	5.74%	5.60%	6.43%	0.00%	10100.00%
11-Apr-18	1,267,043,996.87	1,018.151218	5.38%	5.54%	6.40%	0.00%	10000.00%
10-Apr-18	1,246,700,332.99	1,017.978500	5.40%	5.53%	6.44%	0.00%	9900.00%
9-Apr-18	1,235,845,833.40	1,017.727658	5.28%	5.52%	6.42%	0.00%	9800.00%
8-Apr-18	1,263,124,548.06	1,017.616659	5.33%	5.64%	6.45%	0.00%	9700.00%
7-Apr-18	1,262,927,385.02	1,017.457818	5.33%	5.68%	6.46%	0.00%	9600.00%
6-Apr-18	1,262,730,215.29	1,017.298971	5.29%	5.70%	6.48%	0.00%	9500.00%
5-Apr-18	1,317,076,693.68	1,017.071383	5.06%	5.45%	6.47%	0.00%	9400.00%
4-Apr-18	1,314,410,455.49	1,016.903662	5.24%	5.44%	6.48%	0.00%	9300.00%
3-Apr-18	1,326,695,021.05	1,016.733381	5.17%	5.43%	6.53%	0.00%	9200.00%
2-Apr-18	1,319,844,946.52	1,017.057910	5.74%	5.88%	6.86%	0.00%	9100.00%
1-Apr-18	1,315,460,771.26	1,016.934453	5.77%	5.91%	6.87%	0.00%	9000.00%
31-Mar-18	1,315,260,378.44	1,016.779536	5.92%	5.92%	0.00%	0.00%	8900.00%
30-Mar-18	1,315,068,000.69	1,016.630816	5.90%	5.80%	0.00%	0.00%	8800.00%
29-Mar-18	1,314,867,507.46	1,016.475822	6.37%	5.81%	0.00%	0.00%	8700.00%
28-Mar-18	1,309,889,248.36	1,015.998391	5.99%	5.65%	0.00%	0.00%	8600.00%

Fecha	Patrimonio neto del Fondo	Valor Cuota	Rentabilidad				
			30 días	60 días	90 días	180 días	365 días
27-Mar-18	1,308,854,981.15	1,015.822593	5.94%	5.66%	0.00%	0.00%	8500.00%
26-Mar-18	1,306,675,644.98	1,015.749775	6.04%	5.72%	0.00%	0.00%	8400.00%
25-Mar-18	1,225,651,405.09	1,015.601920	6.05%	5.62%	0.00%	0.00%	8300.00%
24-Mar-18	1,225,465,086.94	1,015.447533	6.08%	6.25%	0.00%	0.00%	8200.00%
23-Mar-18	1,225,278,762.47	1,015.293140	6.24%	6.42%	0.00%	0.00%	8100.00%
22-Mar-18	1,210,574,513.98	1,015.170603	6.19%	6.18%	0.00%	0.00%	8000.00%
21-Mar-18	1,209,085,893.42	1,014.888356	6.05%	6.13%	0.00%	0.00%	7900.00%
20-Mar-18	1,205,324,182.57	1,014.851007	5.72%	6.22%	0.00%	0.00%	7800.00%
19-Mar-18	1,195,598,983.00	1,014.479807	5.47%	6.47%	0.00%	0.00%	7700.00%
18-Mar-18	1,189,095,869.55	1,014.195614	5.32%	6.44%	0.00%	0.00%	7600.00%
17-Mar-18	1,188,915,224.54	1,014.041539	5.90%	6.48%	0.00%	0.00%	7500.00%
16-Mar-18	1,188,734,573.40	1,013.887460	5.75%	6.51%	0.00%	0.00%	7400.00%
15-Mar-18	1,191,311,307.04	1,013.693747	5.39%	6.50%	0.00%	0.00%	7300.00%
14-Mar-18	1,186,930,058.73	1,013.773138	5.58%	6.66%	0.00%	0.00%	7200.00%
13-Mar-18	1,170,624,912.72	1,013.57	5.55%	6.64%	0.00%	0.00%	7100.00%
12-Mar-18	1,167,072,186.75	1,013.61	5.78%	6.83%	0.00%	0.00%	7000.00%
11-Mar-18	1,151,043,564.31	1,013.42	5.74%	6.84%	0.00%	0.00%	6900.00%
10-Mar-18	1,150,869,421.61	1,013.27	5.85%	6.86%	0.00%	0.00%	6800.00%
9-Mar-18	1,150,695,313.00	1,013.12	6.02%	6.88%	0.00%	0.00%	6700.00%
8-Mar-18	1,151,904,124.49	1,012.95	6.11%	6.91%	0.00%	0.00%	6600.00%
43166	1143781677	1012.837533	0.061903808	0.069486987	0	0	65