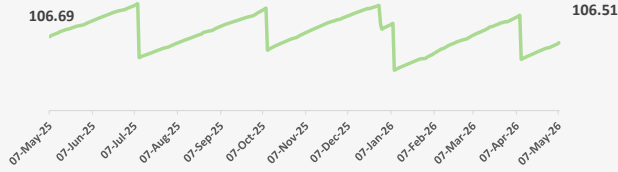


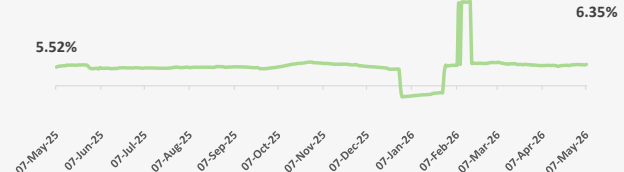
Nombre del fondo

**Fondo De inversión Cerrado Inmobiliario BHD Fondos I**

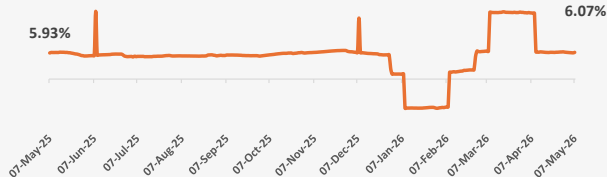
**Evolución del Valor de la Cuota**  
(Últimos 12 meses)



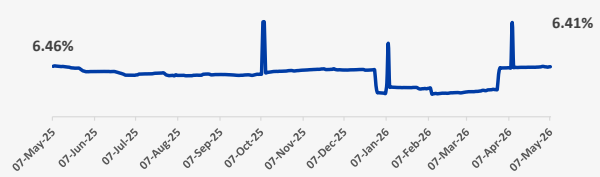
**Evolución de la Rentabilidad - 30 días**  
(Últimos 12 meses)



**Evolución de la Rentabilidad - 60 días**  
(Últimos 12 meses)



**Evolución de la Rentabilidad - 90 días**  
(Últimos 12 meses)



## Rentabilidad Histórica

Fecha	Patrimonio neto del Fondo	Valor Cuota	Rentabilidad				
			30 días	60 días	90 días	180 días	365 días
7-May-26	25,669,284.58	106.511554	6.35%	6.07%	6.41%	4.54%	6.55%
6-May-26	25,660,901.30	106.476769	6.19%	5.96%	6.40%	4.51%	6.50%
5-May-26	25,656,376.85	106.457995	6.21%	5.98%	6.36%	4.51%	6.52%
4-May-26	25,651,968.21	106.439702	6.25%	6.00%	6.39%	4.51%	5.02%
3-May-26	25,647,340.10	106.420498	6.27%	6.03%	6.40%	4.51%	5.02%
2-May-26	25,642,712.03	106.401295	6.29%	6.05%	6.45%	4.51%	5.01%
1-May-26	25,638,083.96	106.382091	6.29%	6.08%	6.45%	4.52%	5.02%
30-Apr-26	25,633,251.14	106.362038	6.29%	6.12%	6.40%	4.52%	6.52%
29-Apr-26	25,633,048.00	106.361195	6.25%	6.18%	6.38%	4.57%	6.57%
28-Apr-26	25,629,984.53	106.348484	6.22%	6.16%	6.37%	4.59%	6.60%
27-Apr-26	25,626,723.44	106.334952	6.20%	6.15%	6.36%	4.59%	6.59%
26-Apr-26	25,622,432.93	106.317149	6.13%	6.12%	6.34%	4.58%	6.59%
25-Apr-26	25,618,264.55	106.299853	5.98%	6.10%	6.35%	4.57%	6.59%
24-Apr-26	25,614,096.05	106.282556	6.09%	6.09%	6.35%	4.56%	6.58%
23-Apr-26	25,609,750.67	106.264526	6.07%	6.05%	6.35%	4.56%	6.58%
22-Apr-26	25,605,386.36	106.246416	6.05%	6.07%	6.35%	4.56%	6.58%
21-Apr-26	25,601,169.36	106.228919	6.04%	6.08%	6.35%	4.56%	6.58%
20-Apr-26	25,596,548.27	106.209744	6.01%	6.08%	6.34%	4.56%	6.56%
19-Apr-26	25,591,630.46	106.189338	5.96%	6.04%	6.33%	4.56%	6.56%
18-Apr-26	25,587,380.31	106.171703	5.80%	6.05%	6.33%	4.56%	6.55%
17-Apr-26	25,583,130.42	106.154068	5.80%	6.06%	6.34%	4.55%	6.55%
16-Apr-26	25,578,807.95	106.136133	5.99%	6.09%	6.33%	4.56%	6.55%
15-Apr-26	25,574,349.87	106.117634	6.00%	6.13%	6.33%	4.56%	6.55%
14-Apr-26	25,569,979.35	106.099499	6.08%	6.16%	6.32%	4.56%	6.54%
13-Apr-26	25,564,845.58	106.078197	6.03%	6.17%	6.31%	4.55%	6.54%
12-Apr-26	25,560,610.77	106.060626	6.02%	6.10%	6.32%	4.56%	6.53%

Fecha	Patrimonio neto del Fondo	Valor Cuota	Rentabilidad				
			30 días	60 días	90 días	180 días	365 días
11-Apr-26	25,556,428.50	106.043272	6.07%	6.15%	6.33%	4.57%	6.53%
10-Apr-26	25,552,246.10	106.025917	6.06%	6.19%	6.34%	4.58%	6.53%
9-Apr-26	25,863,613.58	107.317899	6.05%	14.94%	12.08%	7.06%	4.95%
8-Apr-26	25,858,640.59	107.297264	6.02%	14.97%	6.27%	7.06%	4.94%
7-Apr-26	25,853,928.73	107.277713	5.99%	15.01%	6.27%	7.07%	4.94%
6-Apr-26	25,848,727.43	107.256130	5.99%	15.04%	6.28%	4.55%	4.93%
5-Apr-26	25,843,722.67	107.235364	6.00%	15.11%	6.27%	4.55%	4.93%
4-Apr-26	25,838,694.34	107.214499	6.04%	15.03%	6.26%	4.55%	4.92%
3-Apr-26	25,833,666.07	107.193635	6.07%	15.08%	6.26%	4.56%	4.92%
2-Apr-26	25,828,637.80	107.172771	6.11%	15.08%	6.26%	4.57%	4.92%
1-Apr-26	25,823,955.64	107.153343	6.19%	15.15%	6.25%	4.57%	4.92%
31-Mar-26	25,819,150.80	107.133406	6.08%	15.15%	6.26%	4.58%	4.92%
30-Mar-26	25,819,806.70	107.136127	6.22%	15.21%	5.45%	4.64%	4.95%
29-Mar-26	25,817,247.37	107.125508	6.24%	15.13%	3.49%	4.67%	4.96%
28-Mar-26	25,814,469.12	107.113980	6.26%	15.11%	3.48%	4.70%	4.98%
27-Mar-26	25,811,690.63	107.102451	6.28%	15.12%	3.49%	4.70%	4.99%
26-Mar-26	25,810,466.66	107.097372	6.41%	15.17%	3.52%	4.71%	5.01%
25-Mar-26	25,804,033.25	107.070676	6.23%	15.12%	3.47%	4.68%	5.01%
24-Mar-26	25,800,107.28	107.054386	6.29%	15.13%	3.46%	4.67%	5.02%
23-Mar-26	25,796,181.31	107.038096	6.32%	15.14%	3.45%	4.66%	5.03%
22-Mar-26	25,792,255.34	107.021806	6.35%	15.15%	3.44%	4.65%	5.03%
21-Mar-26	25,788,329.37	107.005516	6.31%	15.16%	3.36%	4.65%	5.03%
20-Mar-26	25,784,403.72	106.989227	6.36%	15.17%	3.35%	4.64%	5.02%
19-Mar-26	25,783,377.73	106.984970	6.53%	15.26%	3.39%	4.67%	5.04%
18-Mar-26	25,779,016.74	106.966874	6.59%	15.26%	3.37%	4.66%	5.04%
17-Mar-26	25,770,932.70	106.933331	6.48%	15.16%	3.31%	4.62%	5.02%
16-Mar-26	25,766,316.45	106.914176	6.54%	15.15%	3.29%	4.61%	5.02%
15-Mar-26	25,760,402.66	106.889638	6.52%	15.11%	3.26%	4.59%	5.01%
14-Mar-26	25,756,362.74	106.872874	6.39%	15.11%	3.25%	4.58%	5.01%
13-Mar-26	25,752,322.78	106.856111	6.49%	15.12%	3.24%	4.57%	5.01%
12-Mar-26	25,747,097.83	106.834431	6.52%	15.11%	3.22%	4.56%	5.01%
11-Mar-26	25,743,238.13	106.818415	6.62%	15.12%	3.21%	4.56%	5.01%
10-Mar-26	25,739,116.02	106.801311	6.71%	15.14%	3.22%	4.55%	5.01%
9-Mar-26	25,734,668.18	106.782856	6.80%	15.15%	3.21%	4.54%	5.01%
8-Mar-26	25,730,555.26	106.765789	6.89%	6.33%	3.21%	4.54%	5.01%
7-Mar-26	25,725,372.05	106.744282	7.01%	6.33%	3.19%	4.53%	5.01%
6-Mar-26	25,720,188.94	106.722776	6.85%	6.34%	3.17%	4.52%	5.00%
5-Mar-26	25,714,525.51	106.699276	6.90%	6.30%	3.14%	4.51%	5.00%
4-Mar-26	25,708,837.49	106.675674	6.87%	6.28%	3.11%	4.50%	4.99%
3-Mar-26	25,703,086.02	106.651809	6.95%	6.25%	3.08%	4.49%	4.99%
2-Mar-26	25,696,694.47	106.625288	6.86%	6.21%	3.06%	4.47%	4.98%
1-Mar-26	25,694,250.70	106.615148	6.82%	6.26%	3.08%	4.49%	4.99%
28-Feb-26	25,692,161.15	106.606478	6.68%	6.33%	3.10%	4.51%	5.01%
27-Feb-26	25,689,110.56	106.593820	6.63%	5.03%	3.10%	4.53%	5.03%
26-Feb-26	25,686,059.77	106.581161	6.63%	2.11%	3.09%	4.55%	5.06%
25-Feb-26	25,682,784.23	106.567569	6.63%	2.08%	3.08%	4.53%	5.08%
24-Feb-26	25,678,992.01	106.551834	6.65%	2.07%	3.07%	4.52%	5.08%
23-Feb-26	25,676,141.56	106.540006	6.72%	2.08%	3.07%	4.51%	5.08%
22-Feb-26	25,671,169.27	106.519375	6.68%	2.04%	3.04%	4.49%	5.08%
21-Feb-26	25,666,610.45	106.500458	6.67%	2.01%	3.01%	4.48%	5.08%
20-Feb-26	25,662,051.47	106.481541	6.65%	1.97%	3.01%	4.47%	5.08%

Fecha	Patrimonio neto del Fondo	Valor Cuota	Rentabilidad				
			30 días	60 días	90 días	180 días	365 días
19-Feb-26	25,658,918.35	106.468541	6.71%	1.98%	3.02%	4.52%	5.08%
18-Feb-26	25,654,141.89	106.448722	6.68%	1.84%	3.02%	4.51%	5.08%
17-Feb-26	25,649,610.90	106.429921	6.67%	1.81%	3.02%	4.50%	5.09%
16-Feb-26	25,644,074.85	106.406950	24.99%	1.76%	3.01%	4.48%	5.08%
15-Feb-26	25,638,232.01	106.382705	24.90%	1.70%	2.98%	4.47%	5.08%
14-Feb-26	25,632,588.55	106.359289	24.82%	1.66%	2.96%	4.46%	5.08%
13-Feb-26	25,626,945.35	106.335873	24.72%	1.61%	2.94%	4.44%	5.08%
12-Feb-26	25,625,534.74	106.330020	24.89%	1.67%	2.99%	4.46%	5.09%
11-Feb-26	25,619,534.27	106.305121	24.83%	1.61%	2.97%	4.44%	5.09%
10-Feb-26	25,613,760.77	106.281165	24.75%	1.56%	2.94%	4.43%	5.09%
9-Feb-26	25,607,936.16	106.256997	6.33%	1.50%	2.92%	4.41%	5.08%
8-Feb-26	25,602,000.05	106.232365	24.62%	-6.32%	3.67%	4.78%	5.27%
7-Feb-26	25,595,965.15	106.207324	6.15%	-6.36%	3.65%	4.76%	5.26%
6-Feb-26	25,589,930.11	106.182283	6.11%	-6.40%	3.63%	4.75%	5.26%
5-Feb-26	25,582,475.93	106.151352	6.02%	-6.48%	3.58%	4.72%	5.25%
4-Feb-26	25,580,436.84	106.142891	6.12%	-6.44%	3.62%	4.74%	5.27%
3-Feb-26	25,573,905.76	106.115792	6.03%	-6.50%	3.60%	4.72%	5.26%
2-Feb-26	25,568,767.59	106.094471	6.01%	-6.53%	3.59%	4.71%	5.27%
1-Feb-26	25,561,598.86	106.064726	5.89%	-6.60%	3.56%	4.68%	5.26%
31-Jan-26	25,556,922.53	106.045322	5.88%	-6.63%	3.57%	4.67%	5.27%
30-Jan-26	25,555,338.68	106.038750	6.05%	-6.55%	3.64%	4.70%	5.23%
29-Jan-26	25,555,972.46	106.041380	3.65%	-6.44%	3.75%	4.74%	5.25%
28-Jan-26	25,553,871.30	106.032661	-1.99%	-6.42%	3.76%	4.76%	5.27%
27-Jan-26	25,550,945.68	106.020521	-2.04%	-6.43%	3.76%	4.78%	5.30%
26-Jan-26	25,547,684.97	106.006992	-2.04%	-6.44%	3.75%	4.79%	5.32%
25-Jan-26	25,543,456.33	105.989445	-2.09%	-6.48%	3.73%	4.77%	5.32%
24-Jan-26	25,539,227.98	105.971900	-2.13%	-6.51%	3.74%	4.76%	5.32%
23-Jan-26	25,534,999.43	105.954354	-2.18%	-6.53%	3.74%	4.75%	5.32%
22-Jan-26	25,530,788.14	105.936880	-2.22%	-6.56%	3.74%	4.74%	5.32%
21-Jan-26	25,526,561.68	105.919343	-2.27%	-6.59%	3.74%	4.73%	5.32%
20-Jan-26	25,522,333.87	105.901800	-2.52%	-6.59%	3.74%	4.73%	5.29%
19-Jan-26	25,518,086.36	105.884176	-2.55%	-6.60%	3.74%	4.73%	5.32%
18-Jan-26	25,513,769.00	105.866261	-2.59%	-6.60%	3.73%	4.72%	5.32%
17-Jan-26	25,509,539.35	105.848711	-2.63%	-6.59%	3.75%	4.72%	5.32%
16-Jan-26	25,505,309.90	105.831161	-2.65%	-6.58%	3.75%	4.72%	5.33%
15-Jan-26	25,501,043.73	105.813459	-2.68%	-6.58%	3.75%	4.72%	5.33%
14-Jan-26	25,497,264.05	105.797776	-2.67%	-6.57%	3.76%	4.72%	5.33%
13-Jan-26	25,492,945.03	105.779855	-2.71%	-6.57%	3.77%	4.72%	3.76%
12-Jan-26	25,488,126.05	105.759859	-2.77%	-6.58%	3.78%	4.71%	3.76%
11-Jan-26	25,483,758.48	105.741736	-2.81%	-6.58%	3.79%	4.70%	3.76%
10-Jan-26	25,479,076.51	105.722309	-2.86%	-6.59%	3.80%	4.69%	3.76%
9-Jan-26	25,474,394.46	105.702882	-2.88%	-6.60%	3.81%	4.68%	3.76%
8-Jan-26	25,806,377.22	107.080403	-2.94%	1.16%	9.42%	7.43%	5.06%
7-Jan-26	25,801,324.43	107.059437	-2.98%	1.15%	4.32%	7.42%	5.06%
6-Jan-26	25,795,608.12	107.035718	-3.07%	1.12%	3.00%	7.40%	5.06%
5-Jan-26	25,791,662.17	107.019345	-3.07%	1.14%	3.02%	7.40%	5.06%
4-Jan-26	25,786,916.83	106.999655	-3.11%	1.14%	3.04%	4.19%	5.06%
3-Jan-26	25,782,171.48	106.979965	-3.16%	1.14%	3.05%	4.18%	5.06%
2-Jan-26	25,777,426.19	106.960275	-3.21%	1.14%	3.06%	4.18%	5.06%
1-Jan-26	25,773,068.27	106.942192	-3.17%	1.16%	3.08%	4.19%	5.07%
31-Dec-25	25,768,073.60	106.921467	-3.21%	1.16%	3.11%	4.18%	5.07%

Fecha	Patrimonio neto del Fondo	Valor Cuota	Rentabilidad				
			30 días	60 días	90 días	180 días	365 días
30-Dec-25	25,817,262.40	107.125570	-0.67%	2.49%	4.00%	4.60%	5.17%
29-Dec-25	25,934,146.46	107.610566	4.81%	5.49%	6.00%	5.57%	7.35%
28-Dec-25	25,932,223.59	107.602588	4.98%	5.51%	6.02%	5.59%	7.35%
27-Dec-25	25,928,981.92	107.589137	4.95%	5.50%	6.01%	5.60%	7.36%
26-Dec-25	25,925,740.58	107.575687	4.93%	5.50%	6.00%	5.61%	8.29%
25-Dec-25	25,922,495.67	107.562223	4.93%	5.49%	5.99%	5.61%	8.30%
24-Dec-25	25,919,254.60	107.548774	4.92%	5.52%	5.97%	5.60%	8.30%
23-Dec-25	25,916,052.73	107.535489	4.90%	5.54%	5.98%	5.59%	8.30%
22-Dec-25	25,912,862.22	107.522250	4.95%	5.57%	5.98%	5.59%	8.31%
21-Dec-25	24,781,806.95	107.526791	5.21%	5.71%	6.05%	5.61%	8.33%
20-Dec-25	24,778,501.51	107.512448	5.25%	5.73%	6.06%	5.61%	8.33%
19-Dec-25	24,775,195.97	107.498106	5.32%	5.75%	6.06%	5.61%	8.34%
18-Dec-25	24,771,901.14	107.483810	5.37%	5.76%	6.05%	5.61%	8.34%
17-Dec-25	24,768,270.90	107.468058	5.40%	5.79%	6.04%	5.61%	8.35%
16-Dec-25	24,764,738.52	107.452732	5.44%	5.80%	6.03%	5.61%	8.34%
15-Dec-25	24,761,086.86	107.436887	5.47%	5.82%	6.03%	5.61%	8.34%
14-Dec-25	24,757,729.88	107.422322	5.51%	5.83%	6.02%	5.62%	8.34%
13-Dec-25	24,754,351.15	107.407661	5.55%	5.88%	6.02%	5.62%	8.34%
12-Dec-25	24,750,972.60	107.393002	5.59%	5.92%	6.01%	5.62%	8.34%
11-Dec-25	24,747,470.09	107.377805	5.63%	5.96%	6.01%	5.62%	8.33%
10-Dec-25	24,743,373.94	107.360032	5.63%	5.98%	5.99%	5.62%	8.33%
9-Dec-25	24,739,460.62	107.343052	5.66%	6.02%	5.99%	5.62%	8.33%
8-Dec-25	24,735,586.49	107.326243	5.69%	13.86%	5.99%	5.62%	8.33%
7-Dec-25	24,731,944.80	107.310442	5.73%	6.02%	5.99%	5.62%	8.33%
6-Dec-25	24,728,212.42	107.294247	5.76%	6.06%	5.99%	5.63%	8.33%
5-Dec-25	24,724,480.03	107.278052	5.81%	6.10%	6.00%	5.63%	8.33%
4-Dec-25	24,720,912.88	107.262575	5.86%	6.14%	6.01%	8.77%	8.33%
3-Dec-25	24,717,489.50	107.247721	5.94%	6.19%	6.02%	8.77%	8.33%
2-Dec-25	24,712,458.26	107.225891	5.94%	6.20%	6.01%	8.76%	8.33%
1-Dec-25	24,708,566.99	107.209007	6.03%	6.24%	6.03%	8.77%	8.33%
30-Nov-25	24,705,584.30	107.196065	6.18%	6.32%	6.07%	8.78%	8.34%
29-Nov-25	24,705,584.30	107.196065	6.32%	6.48%	6.16%	8.81%	8.36%
28-Nov-25	24,700,491.74	107.173969	6.19%	6.50%	6.08%	8.81%	8.35%
27-Nov-25	24,697,822.72	107.162388	6.20%	6.51%	6.08%	8.83%	8.36%
26-Nov-25	24,695,129.46	107.150702	6.21%	6.50%	6.06%	8.85%	8.36%
25-Nov-25	24,692,204.65	107.138012	6.27%	6.49%	6.05%	8.83%	8.37%
24-Nov-25	24,689,127.69	107.124661	6.33%	6.47%	6.05%	8.83%	8.38%
23-Nov-25	24,686,525.62	107.113371	6.41%	6.47%	6.06%	8.82%	8.38%
22-Nov-25	24,682,546.35	107.096105	6.42%	6.44%	6.13%	8.81%	8.39%
21-Nov-25	24,678,567.31	107.078840	6.43%	6.42%	6.13%	8.79%	8.39%
20-Nov-25	24,674,553.97	107.061426	6.43%	6.40%	6.12%	8.79%	8.39%
19-Nov-25	24,669,832.17	107.040939	6.36%	6.38%	6.09%	8.78%	8.39%
18-Nov-25	24,665,630.53	107.022708	6.40%	6.35%	6.08%	8.77%	8.39%
17-Nov-25	24,661,472.99	107.004669	6.40%	6.32%	6.08%	8.77%	8.39%
16-Nov-25	24,657,136.38	106.985852	6.39%	6.29%	6.07%	8.76%	8.39%
15-Nov-25	24,653,024.10	106.968009	6.38%	6.26%	6.06%	8.75%	8.39%
14-Nov-25	24,648,911.73	106.950166	6.43%	6.23%	6.05%	8.73%	8.39%
13-Nov-25	24,644,611.79	106.931509	6.46%	6.20%	6.04%	8.72%	8.40%
12-Nov-25	24,640,612.91	106.914158	6.51%	6.18%	6.03%	8.71%	8.40%
11-Nov-25	24,636,366.93	106.895735	6.55%	6.15%	6.02%	8.71%	8.40%
10-Nov-25	24,632,176.03	106.877551	6.60%	6.13%	6.01%	8.70%	8.41%

Fecha	Patrimonio neto del Fondo	Valor Cuota	Rentabilidad				
			30 días	60 días	90 días	180 días	365 días
9-Nov-25	24,627,766.14	106.858417	6.65%	6.10%	6.00%	8.70%	8.41%
8-Nov-25	24,623,356.27	106.839282	6.61%	6.07%	5.99%	8.71%	8.41%
7-Nov-25	24,618,946.46	106.820149	6.65%	6.06%	5.98%	8.71%	8.41%
6-Nov-25	24,614,573.59	106.801175	6.69%	6.04%	5.97%	8.70%	8.42%
5-Nov-25	24,609,970.07	106.781201	6.73%	6.02%	5.96%	8.70%	8.42%
4-Nov-25	24,605,386.82	106.761314	6.77%	6.01%	5.94%	8.69%	8.42%
3-Nov-25	24,600,486.02	106.740050	6.80%	6.00%	5.92%	8.68%	8.42%
2-Nov-25	24,595,626.44	106.718964	6.82%	5.97%	5.91%	8.71%	8.43%
1-Nov-25	24,589,895.92	106.694100	6.84%	5.93%	5.89%	8.63%	8.43%
31-Oct-25	24,584,153.74	106.669185	6.86%	5.92%	5.87%	8.65%	8.43%
30-Oct-25	24,581,409.19	106.657277	7.03%	5.98%	5.90%	8.66%	8.41%
29-Oct-25	24,578,790.15	106.645913	7.03%	6.04%	5.93%	8.67%	8.40%
28-Oct-25	24,575,964.65	106.633653	7.01%	5.99%	5.92%	8.68%	8.41%
27-Oct-25	24,573,212.32	106.621711	6.99%	5.98%	5.91%	8.70%	8.41%
26-Oct-25	24,569,039.27	106.603604	6.90%	5.91%	5.88%	8.71%	8.42%
25-Oct-25	24,564,936.25	106.585801	6.81%	5.87%	5.86%	8.77%	8.42%
24-Oct-25	24,560,833.52	106.568000	6.76%	5.84%	5.85%	8.82%	8.42%
23-Oct-25	24,556,670.47	106.549937	6.71%	5.81%	5.84%	8.81%	8.42%
22-Oct-25	24,552,568.97	106.532141	6.65%	5.92%	5.83%	8.80%	8.42%
21-Oct-25	24,548,493.69	106.514458	6.64%	5.91%	5.83%	8.79%	8.43%
20-Oct-25	24,545,070.18	106.499604	6.63%	5.92%	5.83%	8.79%	8.43%
19-Oct-25	24,540,210.38	106.478517	6.54%	5.87%	5.81%	8.78%	8.43%
18-Oct-25	24,536,111.16	106.460731	6.48%	5.85%	5.81%	8.77%	8.43%
17-Oct-25	24,532,011.83	106.442944	6.42%	5.86%	5.81%	8.76%	8.44%
16-Oct-25	24,528,006.29	106.425565	6.38%	5.84%	5.80%	8.74%	8.44%
15-Oct-25	24,523,021.42	106.403936	6.27%	5.81%	5.78%	8.72%	8.44%
14-Oct-25	24,518,174.42	106.382905	6.18%	5.78%	5.75%	8.71%	8.44%
13-Oct-25	24,513,222.15	106.361417	6.09%	5.74%	5.72%	8.70%	8.44%
12-Oct-25	24,508,270.14	106.339931	6.00%	5.71%	5.70%	8.68%	8.44%
11-Oct-25	24,503,038.66	106.317232	5.90%	5.67%	5.67%	8.67%	8.43%
10-Oct-25	24,497,807.31	106.294533	5.80%	5.61%	5.64%	8.65%	6.88%
9-Oct-25	24,782,993.30	107.531938	5.74%	5.58%	12.14%	8.64%	8.31%
8-Oct-25	24,777,811.06	107.509453	5.66%	5.54%	12.11%	8.62%	8.31%
7-Oct-25	24,772,704.86	107.487297	5.59%	5.51%	5.48%	8.60%	8.31%
6-Oct-25	24,767,337.81	107.464010	5.53%	5.47%	5.46%	8.59%	8.31%
5-Oct-25	24,762,045.33	107.441046	5.48%	5.43%	5.44%	5.33%	8.30%
4-Oct-25	24,756,747.82	107.418060	5.40%	5.39%	5.45%	5.31%	8.30%
3-Oct-25	24,751,450.33	107.395075	5.35%	5.35%	5.42%	5.30%	8.30%
2-Oct-25	24,745,386.91	107.368766	5.30%	5.30%	5.37%	5.28%	8.29%
1-Oct-25	24,739,358.56	107.342610	5.25%	5.26%	5.33%	5.26%	8.30%
30-Sep-25	24,733,336.95	107.316482	5.20%	5.22%	5.30%	5.24%	8.30%
29-Sep-25	24,730,677.95	107.304945	5.10%	5.26%	5.33%	5.25%	8.31%
28-Sep-25	24,728,265.12	107.294476	5.11%	5.32%	5.36%	5.27%	8.31%
27-Sep-25	24,725,846.96	107.283983	5.06%	5.31%	5.37%	5.29%	8.31%
26-Sep-25	24,723,428.70	107.273491	5.07%	5.31%	5.37%	5.30%	8.32%
25-Sep-25	24,721,015.07	107.263018	5.09%	5.32%	5.36%	5.34%	8.33%
24-Sep-25	24,717,937.50	107.249665	5.08%	5.30%	5.34%	5.36%	8.33%
23-Sep-25	24,714,856.38	107.236296	5.36%	5.32%	5.32%	5.38%	8.34%
22-Sep-25	24,711,774.01	107.222922	5.38%	5.33%	5.32%	5.39%	8.35%
21-Sep-25	24,707,903.57	107.206128	5.37%	5.33%	5.31%	5.41%	8.35%
20-Sep-25	24,704,824.18	107.192767	5.36%	5.34%	5.30%	5.44%	8.35%

Fecha	Patrimonio neto del Fondo	Valor Cuota	Rentabilidad				
			30 días	60 días	90 días	180 días	365 días
19-Sep-25	24,701,745.07	107.179407	5.38%	5.36%	5.31%	5.46%	8.36%
18-Sep-25	24,698,683.95	107.166125	5.45%	5.37%	5.32%	5.49%	8.37%
17-Sep-25	24,695,755.86	107.153420	5.47%	5.41%	5.35%	5.50%	8.37%
16-Sep-25	24,692,654.73	107.139964	5.51%	5.42%	5.36%	5.50%	8.38%
15-Sep-25	24,689,667.11	107.127001	5.54%	5.44%	5.37%	5.50%	8.38%
14-Sep-25	24,686,504.67	107.113280	5.56%	5.45%	5.38%	5.52%	8.39%
13-Sep-25	24,683,353.56	107.099607	5.58%	5.45%	5.39%	5.52%	8.39%
12-Sep-25	24,680,195.28	107.085904	5.61%	5.46%	5.40%	5.53%	8.40%
11-Sep-25	24,676,953.91	107.071839	5.60%	5.46%	5.40%	5.53%	8.40%
10-Sep-25	24,673,564.11	107.057131	5.62%	5.47%	5.41%	5.53%	8.41%
9-Sep-25	24,669,528.65	107.039622	5.61%	5.46%	5.41%	5.53%	8.41%
8-Sep-25	24,665,913.50	107.023936	5.62%	5.46%	5.41%	5.53%	8.42%
7-Sep-25	24,662,209.63	107.007865	5.63%	5.46%	5.42%	5.53%	8.42%
6-Sep-25	24,657,978.88	106.989508	5.61%	5.36%	5.41%	5.53%	8.43%
5-Sep-25	24,653,748.15	106.971151	5.57%	5.36%	5.41%	5.53%	8.43%
4-Sep-25	24,649,875.25	106.954347	5.56%	5.36%	5.41%	5.53%	8.43%
3-Sep-25	24,645,700.53	106.936233	5.57%	5.41%	5.41%	5.53%	8.44%
2-Sep-25	24,640,578.05	106.914007	5.53%	5.36%	5.39%	5.52%	8.45%
1-Sep-25	24,635,486.78	106.891916	5.50%	5.32%	5.38%	5.51%	8.45%
31-Aug-25	24,630,402.37	106.869855	5.46%	5.28%	5.37%	5.50%	8.44%
30-Aug-25	24,629,867.01	106.867532	5.66%	5.38%	5.44%	5.53%	8.45%
29-Aug-25	24,627,206.72	106.855989	5.64%	5.42%	5.47%	5.54%	8.46%
28-Aug-25	24,625,823.10	106.849986	5.70%	5.50%	5.47%	5.57%	8.46%
27-Aug-25	24,623,170.05	106.838474	5.69%	5.50%	5.47%	5.59%	8.47%
26-Aug-25	24,620,373.37	106.826340	5.68%	5.48%	5.45%	5.61%	8.47%
25-Aug-25	24,617,466.83	106.813729	5.72%	5.46%	5.44%	5.66%	8.48%
24-Aug-25	24,609,093.53	106.777397	5.47%	5.29%	5.33%	5.66%	8.46%
23-Aug-25	24,605,494.30	106.761780	5.47%	5.25%	5.32%	5.71%	8.47%
22-Aug-25	24,601,895.29	106.746165	5.47%	5.24%	5.32%	5.71%	8.47%
21-Aug-25	24,598,973.19	106.733486	5.51%	5.24%	5.33%	5.71%	8.48%
20-Aug-25	24,595,580.63	106.718766	5.51%	5.23%	5.33%	5.71%	8.48%
19-Aug-25	24,591,231.95	106.699897	5.52%	5.21%	5.31%	5.71%	8.49%
18-Aug-25	24,587,809.70	106.685048	5.53%	5.22%	5.31%	5.72%	8.49%
17-Aug-25	24,584,098.46	106.668945	5.52%	5.23%	5.27%	5.72%	8.50%
16-Aug-25	24,580,516.30	106.653402	5.52%	5.23%	5.26%	5.73%	8.50%
15-Aug-25	24,576,934.06	106.637859	5.50%	5.23%	5.26%	5.74%	8.51%
14-Aug-25	24,573,485.11	106.622894	5.50%	5.24%	5.26%	5.75%	8.51%
13-Aug-25	24,569,800.09	106.606905	5.49%	5.24%	5.26%	5.76%	8.52%
12-Aug-25	24,566,753.17	106.593685	5.51%	5.25%	5.26%	5.77%	8.53%
11-Aug-25	24,562,933.36	106.577111	5.51%	5.25%	5.31%	5.78%	8.53%
10-Aug-25	24,559,153.10	106.560709	5.50%	5.26%	5.30%	5.79%	8.54%
9-Aug-25	24,555,316.03	106.544060	5.50%	5.25%	5.30%	5.80%	8.54%
8-Aug-25	24,551,479.04	106.527411	5.40%	5.25%	5.30%	5.81%	8.55%
7-Aug-25	24,547,686.43	106.510956	5.41%	5.26%	5.30%	5.82%	8.55%
6-Aug-25	24,544,192.05	106.495794	5.43%	5.27%	5.31%	5.83%	8.56%
5-Aug-25	24,540,426.32	106.479454	5.55%	5.27%	5.38%	5.84%	8.56%
4-Aug-25	24,536,105.86	106.460708	5.50%	5.26%	5.24%	5.84%	8.57%
3-Aug-25	24,531,797.82	106.442016	5.46%	5.26%	5.30%	5.85%	8.57%
2-Aug-25	24,527,350.53	106.422719	5.40%	5.25%	5.29%	5.85%	8.57%
1-Aug-25	24,522,976.50	106.403741	5.40%	5.24%	5.28%	5.86%	8.58%
31-Jul-25	24,518,582.81	106.384677	5.40%	5.25%	5.27%	5.88%	8.58%

Fecha	Patrimonio neto del Fondo	Valor Cuota	Rentabilidad				
			30 días	60 días	90 días	180 días	365 días
30-Jul-25	24,516,353.49	106.375004	5.51%	5.31%	5.32%	5.90%	8.59%
29-Jul-25	24,513,934.46	106.364508	5.53%	5.37%	5.36%	5.93%	8.59%
28-Jul-25	24,511,438.48	106.353678	5.50%	5.34%	5.51%	5.85%	8.60%
27-Jul-25	24,508,881.16	106.342582	5.47%	5.34%	5.63%	5.86%	8.60%
26-Jul-25	24,505,260.37	106.326871	5.39%	5.29%	5.61%	5.90%	8.60%
25-Jul-25	24,501,639.40	106.311160	5.30%	5.25%	5.60%	5.93%	8.60%
24-Jul-25	24,498,017.90	106.295447	5.27%	5.21%	5.59%	5.97%	8.61%
23-Jul-25	24,494,395.02	106.279727	5.24%	5.20%	5.59%	5.97%	8.61%
22-Jul-25	24,490,779.00	106.264038	5.20%	5.19%	5.58%	5.98%	8.62%
21-Jul-25	24,487,347.77	106.249150	5.22%	5.19%	5.57%	5.98%	8.62%
20-Jul-25	24,482,955.64	106.230092	5.18%	5.17%	5.55%	5.98%	8.62%
19-Jul-25	24,479,336.82	106.214391	5.20%	5.16%	5.51%	5.99%	8.62%
18-Jul-25	24,475,718.14	106.198689	5.21%	5.15%	5.51%	5.92%	8.63%
17-Jul-25	24,472,198.41	106.183417	5.21%	5.09%	5.50%	6.00%	8.63%
16-Jul-25	24,469,028.12	106.169662	5.24%	5.10%	5.50%	6.01%	8.63%
15-Jul-25	24,465,519.30	106.154437	5.25%	5.09%	5.49%	6.01%	8.61%
14-Jul-25	24,462,082.45	106.139525	5.26%	5.09%	5.49%	6.02%	8.62%
13-Jul-25	24,458,637.03	106.124575	5.27%	5.09%	5.49%	6.02%	8.62%
12-Jul-25	24,454,934.83	106.108512	5.28%	5.09%	5.48%	9.20%	8.62%
11-Jul-25	24,451,232.60	106.092448	5.28%	5.16%	5.48%	5.94%	8.63%
10-Jul-25	24,447,565.37	106.076536	5.29%	5.15%	5.47%	5.94%	8.63%
9-Jul-25	24,812,665.56	107.660684	5.30%	5.16%	5.46%	5.95%	8.64%
8-Jul-25	24,808,682.44	107.643402	5.30%	5.15%	5.37%	5.95%	8.64%
7-Jul-25	24,804,891.87	107.626955	5.31%	5.15%	5.36%	5.96%	8.64%
6-Jul-25	24,798,850.57	107.600742	5.20%	5.09%	5.32%	5.94%	8.63%
5-Jul-25	24,795,436.64	107.585929	5.23%	5.21%	5.32%	5.95%	8.64%
4-Jul-25	24,792,022.74	107.571116	5.26%	5.01%	5.32%	5.96%	8.52%
3-Jul-25	24,788,678.37	107.556605	5.31%	5.14%	5.33%	5.97%	8.53%
2-Jul-25	24,784,341.32	107.537787	5.33%	5.13%	5.33%	5.97%	8.54%
1-Jul-25	24,780,081.00	107.519302	5.35%	5.11%	5.33%	5.97%	8.55%
30-Jun-25	24,775,704.44	107.500312	5.36%	5.10%	5.33%	5.97%	8.56%
29-Jun-25	24,772,779.12	107.487619	5.27%	5.15%	5.34%	6.00%	8.55%
28-Jun-25	24,770,892.02	107.479431	5.30%	5.23%	5.43%	6.03%	8.55%
27-Jun-25	24,769,005.18	107.471244	5.30%	5.47%	5.49%	5.83%	8.55%
26-Jun-25	24,766,968.75	107.462409	5.29%	5.66%	5.56%	9.35%	8.56%
25-Jun-25	24,765,069.27	107.454167	5.30%	5.67%	5.60%	9.36%	8.57%
24-Jun-25	24,761,986.34	107.440790	5.31%	5.67%	5.65%	9.37%	8.57%
23-Jun-25	24,758,991.58	107.427796	5.33%	5.68%	5.71%	11.31%	8.58%
22-Jun-25	24,756,107.26	107.415281	5.36%	5.69%	5.75%	11.32%	8.59%
21-Jun-25	24,752,457.81	107.399446	5.35%	5.67%	5.80%	11.32%	8.59%
20-Jun-25	24,748,808.19	107.383611	5.33%	5.66%	5.80%	11.32%	8.60%
19-Jun-25	24,744,741.71	107.365967	5.29%	5.63%	5.79%	11.32%	8.60%
18-Jun-25	24,741,058.70	107.349986	5.16%	5.57%	5.78%	11.32%	8.61%
17-Jun-25	24,737,480.66	107.334461	5.15%	5.56%	5.80%	11.33%	8.61%
16-Jun-25	24,733,764.91	107.318339	5.13%	5.55%	5.80%	11.33%	8.61%
15-Jun-25	24,730,132.06	107.302576	5.12%	5.54%	5.80%	11.34%	8.62%
14-Jun-25	24,726,467.51	107.286676	5.10%	5.52%	5.80%	11.35%	8.62%
13-Jun-25	24,722,803.11	107.270776	5.09%	5.52%	5.80%	11.34%	8.63%
12-Jun-25	24,718,912.30	107.253894	5.22%	5.50%	5.80%	11.33%	8.63%
11-Jun-25	24,715,180.85	107.237704	5.21%	5.49%	5.80%	11.32%	8.66%
10-Jun-25	24,711,331.35	107.221001	5.21%	5.47%	5.80%	11.32%	8.66%

Fecha	Patrimonio neto del Fondo	Valor Cuota	Rentabilidad				
			30 días	60 días	90 días	180 días	365 días
9-Jun-25	24,707,526.18	107.204491	5.21%	5.46%	5.80%	11.31%	8.67%
8-Jun-25	24,703,603.32	107.187470	5.20%	15.39%	5.80%	11.30%	8.67%
7-Jun-25	24,699,651.36	107.170322	5.19%	5.34%	5.79%	11.29%	8.68%
6-Jun-25	24,695,696.03	107.153160	5.40%	5.33%	5.79%	11.28%	8.68%
5-Jun-25	24,691,665.19	107.135671	4.97%	5.32%	5.79%	11.29%	8.68%
4-Jun-25	24,687,705.24	107.118489	5.19%	5.30%	5.79%	11.29%	8.69%
3-Jun-25	24,683,466.32	107.100096	5.17%	5.28%	5.79%	11.28%	8.70%
2-Jun-25	24,678,738.30	107.079582	5.12%	5.25%	5.77%	11.27%	8.70%
1-Jun-25	24,674,249.02	107.060103	5.08%	5.25%	5.78%	11.26%	8.71%
31-May-25	24,669,643.91	107.040122	5.10%	5.24%	5.78%	11.25%	8.71%
30-May-25	24,668,395.34	107.034704	5.29%	5.33%	5.84%	11.28%	8.78%
29-May-25	24,665,969.29	107.024178	5.73%	5.35%	5.88%	11.30%	8.79%
28-May-25	24,664,081.58	107.015987	6.13%	5.49%	5.99%	11.33%	8.80%
27-May-25	24,662,206.60	107.007852	6.15%	5.58%	6.12%	11.34%	8.82%
26-May-25	24,660,120.38	106.998800	6.21%	5.67%	6.23%	11.36%	8.83%
25-May-25	24,656,857.73	106.984643	6.20%	5.71%	6.23%	11.36%	8.84%
24-May-25	24,653,469.03	106.969940	6.19%	5.78%	6.23%	11.36%	8.84%
23-May-25	24,650,080.17	106.955236	6.18%	5.85%	6.23%	11.37%	8.85%
22-May-25	24,646,696.43	106.940554	6.16%	5.91%	6.25%	11.39%	8.86%
21-May-25	24,643,314.96	106.925882	6.15%	5.98%	6.26%	11.39%	8.86%
20-May-25	24,640,133.58	106.912078	6.05%	5.99%	6.28%	11.40%	8.87%
19-May-25	24,639,000.59	106.907162	6.16%	6.06%	6.34%	11.43%	8.88%
18-May-25	24,635,631.99	106.892546	6.14%	6.05%	6.36%	11.44%	8.89%
17-May-25	24,632,279.90	106.878002	6.13%	6.08%	6.38%	11.45%	8.89%
16-May-25	24,628,927.95	106.863458	6.12%	6.09%	6.40%	11.46%	8.90%
15-May-25	24,625,526.88	106.848701	6.12%	6.10%	6.43%	11.47%	8.90%
14-May-25	24,622,029.80	106.833527	6.11%	6.10%	6.45%	11.47%	8.91%
13-May-25	24,615,747.31	106.806268	5.95%	6.04%	6.43%	11.46%	8.90%
12-May-25	24,612,210.68	106.790922	5.93%	6.04%	6.45%	11.46%	8.91%
11-May-25	24,608,435.04	106.774540	5.91%	6.04%	6.47%	11.47%	8.91%
10-May-25	24,604,696.34	106.758318	5.88%	6.04%	6.48%	11.48%	8.92%
9-May-25	24,600,957.60	106.742096	5.77%	6.04%	6.50%	11.49%	8.92%
8-May-25	24,597,207.95	106.725826	5.75%	6.04%	6.52%	11.50%	8.93%
7-May-25	24,589,255.32	106.691320	5.52%	5.93%	6.46%	11.47%	8.91%
6-May-25	24,593,408.64	106.709341	5.92%	6.14%	6.62%	11.55%	8.95%
5-May-25	24,585,208.95	106.673764	5.67%	6.03%	6.56%	11.52%	8.94%
4-May-25	24,581,482.80	106.657596	5.66%	6.04%	6.59%	11.53%	8.94%
3-May-25	24,577,756.65	106.641428	5.69%	6.04%	6.63%	11.54%	8.95%
2-May-25	24,574,028.91	106.625254	5.72%	6.05%	6.66%	11.56%	8.95%
1-May-25	24,569,074.63	106.603758	5.70%	6.04%	6.67%	11.56%	8.95%
30-Apr-25	24,564,108.86	106.582211	5.62%	6.03%	6.46%	11.57%	8.95%
29-Apr-25	24,553,295.42	106.535293	5.43%	5.87%	6.34%	11.52%	8.92%
28-Apr-25	24,543,819.99	106.494179	5.23%	5.75%	6.31%	11.48%	8.90%
27-Apr-25	24,541,492.34	106.484080	5.40%	5.91%	6.40%	11.45%	8.90%
26-Apr-25	24,538,360.65	106.470492	5.47%	6.06%	6.49%	11.44%	8.90%
25-Apr-25	24,535,229.21	106.456904	5.62%	6.21%	6.50%	11.44%	8.90%
24-Apr-25	24,532,094.81	106.443304	5.77%	6.21%	6.52%	11.45%	8.91%
23-Apr-25	24,528,959.07	106.429699	5.90%	6.22%	6.54%	11.46%	8.91%
22-Apr-25	24,525,825.38	106.416102	6.06%	6.22%	6.55%	11.47%	8.92%
21-Apr-25	24,522,758.99	106.402797	6.09%	6.26%	6.57%	11.49%	8.92%
20-Apr-25	24,521,455.59	106.397141	6.21%	6.33%	6.48%	11.51%	8.94%

Fecha	Patrimonio neto del Fondo	Valor Cuota	Rentabilidad				
			30 días	60 días	90 días	180 días	365 días
19-Apr-25	24,518,325.95	106.383562	6.21%	6.37%	6.64%	11.53%	8.94%
18-Apr-25	24,515,196.17	106.369982	6.29%	6.40%	6.65%	11.54%	8.94%
17-Apr-25	24,512,066.59	106.356403	6.32%	6.43%	6.67%	11.55%	8.95%
16-Apr-25	24,508,894.71	106.342641	6.34%	6.47%	6.69%	11.57%	8.95%
15-Apr-25	24,505,510.74	106.327958	6.36%	6.50%	6.70%	11.58%	8.96%
14-Apr-25	24,502,293.41	106.313998	6.38%	6.54%	6.71%	11.59%	8.96%
13-Apr-25	24,499,118.64	106.300223	6.41%	6.58%	0.45%	11.60%	8.97%
12-Apr-25	24,495,865.09	106.286106	6.43%	6.63%	0.46%	11.61%	8.98%
11-Apr-25	24,492,611.71	106.271990	6.45%	6.67%	0.47%	11.62%	8.99%
10-Apr-25	24,489,328.23	106.257743	6.48%	6.70%	0.49%	11.63%	9.00%
9-Apr-25	24,854,793.82	107.843476	6.50%	6.74%	0.51%	11.65%	9.00%
8-Apr-25	24,851,445.53	107.828948	6.53%	6.78%	0.52%	14.78%	8.86%
7-Apr-25	24,847,970.52	107.813870	6.55%	6.81%	0.54%	11.50%	8.87%
6-Apr-25	24,844,510.69	107.798858	6.57%	6.84%	0.55%	11.51%	8.87%
5-Apr-25	24,841,047.40	107.783831	6.60%	6.88%	0.57%	11.52%	8.88%
4-Apr-25	24,837,584.10	107.768804	6.62%	6.92%	0.58%	11.53%	8.89%
3-Apr-25	24,833,242.89	107.749968	6.60%	6.95%	0.57%	11.53%	8.89%
2-Apr-25	24,828,982.13	107.731481	6.62%	6.98%	0.58%	11.54%	8.89%
1-Apr-25	24,824,467.21	107.711891	6.62%	7.01%	0.61%	11.54%	8.89%
31-Mar-25	24,821,146.95	107.697485	6.69%	7.07%	0.63%	11.55%	8.88%
30-Mar-25	24,813,981.75	107.666395	6.56%	6.70%	0.18%	11.53%	8.85%
29-Mar-25	24,808,417.09	107.642250	6.71%	6.66%	6.87%	11.54%	8.85%
28-Mar-25	24,802,852.75	107.618107	6.90%	6.70%	6.84%	11.55%	8.84%
27-Mar-25	24,798,369.41	107.598654	7.12%	16.52%	4.68%	5.89%	5.98%
26-Mar-25	24,792,263.60	107.572161	6.97%	16.46%	4.65%	5.89%	5.98%
25-Mar-25	24,786,216.40	107.545923	6.82%	16.41%	4.61%	5.89%	5.98%
24-Mar-25	24,780,623.94	107.521658	6.70%	16.36%	4.59%	5.90%	5.99%
23-Mar-25	24,774,453.28	107.494883	6.61%	16.30%	4.55%	5.88%	5.98%
22-Mar-25	24,770,809.15	107.479072	6.64%	16.10%	4.43%	5.88%	5.98%
21-Mar-25	24,767,164.88	107.463260	6.68%	16.34%	4.57%	5.87%	5.98%
20-Mar-25	24,764,140.29	107.450136	6.76%	16.37%	4.59%	5.89%	5.98%
19-Mar-25	24,759,488.49	107.429952	6.74%	16.36%	4.58%	5.88%	5.98%
18-Mar-25	24,755,879.80	107.414294	6.79%	16.37%	4.58%	5.88%	5.98%
17-Mar-25	24,752,216.84	107.398401	6.84%	16.38%	4.59%	5.88%	5.98%
16-Mar-25	24,748,526.13	107.382387	6.89%	16.39%	4.60%	5.88%	5.98%
15-Mar-25	24,744,875.48	107.366547	6.94%	6.28%	-1.55%	5.88%	5.98%
14-Mar-25	24,741,224.94	107.350708	7.02%	6.29%	-1.55%	5.89%	5.99%
13-Mar-25	24,737,566.44	107.334834	7.08%	6.31%	-1.54%	5.89%	5.99%
12-Mar-25	24,733,940.45	107.319101	7.13%	6.32%	-1.53%	5.89%	5.99%
11-Mar-25	24,730,185.07	107.302806	7.18%	6.34%	-1.52%	5.89%	5.99%
10-Mar-25	24,726,441.69	107.286564	7.23%	6.36%	-1.51%	5.89%	5.99%
9-Mar-25	24,722,658.03	107.270147	7.27%	6.37%	-1.50%	5.89%	5.99%
8-Mar-25	24,718,758.29	107.253226	7.31%	6.39%	-1.49%	5.89%	5.99%
7-Mar-25	24,714,858.51	107.236305	7.36%	6.39%	-1.49%	5.89%	5.99%
6-Mar-25	24,710,955.69	107.219371	7.42%	6.40%	-1.49%	5.89%	5.99%
5-Mar-25	24,707,054.92	107.202446	7.51%	6.41%	-1.48%	5.90%	6.00%
4-Mar-25	24,703,133.28	107.185430	7.60%	6.43%	-1.47%	5.90%	6.00%
3-Mar-25	24,698,577.89	107.165665	7.64%	6.47%	-1.45%	5.90%	6.00%
2-Mar-25	24,693,992.57	107.145769	7.69%	6.48%	-1.44%	5.91%	6.00%
1-Mar-25	24,689,320.98	107.125499	7.08%	5.82%	-1.85%	5.91%	6.00%
28-Feb-25	24,684,641.29	107.105195	7.04%	16.64%	4.73%	5.94%	6.02%

Fecha	Patrimonio neto del Fondo	Valor Cuota	Rentabilidad				
			30 días	60 días	90 días	180 días	365 días
27-Feb-25	24,676,286.82	107.068945	6.99%	16.51%	4.65%	5.95%	6.02%
26-Feb-25	24,667,267.67	107.029811	6.92%	16.36%	4.56%	5.94%	6.02%
25-Feb-25	24,658,661.79	106.992471	6.89%	22.48%	8.19%	5.90%	6.00%
24-Feb-25	24,655,336.14	106.978041	6.92%	22.50%	8.20%	5.90%	6.00%
23-Feb-25	24,652,146.38	106.964201	6.97%	22.52%	8.21%	5.90%	6.01%
22-Feb-25	24,648,882.51	106.950039	7.01%	22.53%	8.22%	5.91%	6.01%
21-Feb-25	24,644,424.95	106.930698	6.98%	22.51%	8.21%	5.91%	6.01%
20-Feb-25	24,640,336.85	106.912960	6.98%	22.52%	8.21%	5.92%	6.01%
19-Feb-25	24,635,902.20	106.893719	6.56%	22.51%	8.20%	5.92%	6.01%
18-Feb-25	24,631,446.26	106.874384	6.95%	22.50%	8.19%	5.92%	6.02%
17-Feb-25	24,627,083.68	106.855455	6.93%	22.49%	8.19%	5.92%	6.02%
16-Feb-25	24,622,610.95	106.836049	6.91%	22.49%	8.19%	5.92%	6.02%
15-Feb-25	24,617,973.81	106.815928	6.87%	22.43%	8.15%	5.92%	6.02%
14-Feb-25	24,613,336.71	106.795808	6.84%	22.38%	8.12%	5.92%	6.02%
13-Feb-25	24,608,700.69	106.775693	6.81%	22.33%	8.09%	5.93%	6.02%
12-Feb-25	24,603,584.71	106.753495	6.65%	22.26%	8.05%	5.93%	6.02%
11-Feb-25	24,598,951.79	106.733393	6.62%	22.21%	8.02%	5.93%	6.02%
10-Feb-25	24,594,303.75	106.713225	6.60%	22.16%	7.98%	5.93%	6.03%
9-Feb-25	24,589,661.41	106.693082	6.58%	22.10%	7.95%	5.93%	6.03%
8-Feb-25	24,585,024.66	106.672964	6.56%	22.06%	7.92%	5.93%	6.03%
7-Feb-25	24,580,387.94	106.652845	6.55%	22.08%	7.93%	5.93%	6.03%
6-Feb-25	24,575,741.14	106.632683	6.53%	22.03%	7.91%	5.93%	6.03%
5-Feb-25	24,570,930.71	106.611811	6.51%	21.99%	7.88%	5.94%	6.03%
4-Feb-25	24,566,061.47	106.590684	6.48%	21.94%	7.85%	5.94%	6.04%
3-Feb-25	24,560,509.04	106.566592	6.40%	21.88%	7.81%	5.94%	6.04%
2-Feb-25	24,554,943.59	106.542444	6.33%	21.81%	7.77%	5.94%	6.04%
1-Feb-25	24,549,509.30	106.518865	6.29%	21.79%	7.76%	5.95%	6.04%
31-Jan-25	24,544,066.81	106.495250	6.33%	21.77%	7.74%	5.85%	5.99%
30-Jan-25	24,550,935.23	106.525052	6.94%	22.11%	7.95%	5.93%	6.03%
29-Jan-25	24,546,969.69	106.507846	5.66%	22.10%	7.94%	5.96%	6.05%
28-Jan-25	24,539,692.95	106.476272	28.20%	21.98%	7.87%	5.97%	6.05%
27-Jan-25	24,532,021.47	106.442986	27.95%	21.86%	7.79%	5.97%	6.05%
26-Jan-25	24,523,993.89	106.408155	27.69%	21.73%	7.71%	5.94%	6.04%
25-Jan-25	24,520,026.17	106.390939	41.80%	21.75%	7.73%	5.94%	6.04%
24-Jan-25	24,516,037.39	106.373632	41.79%	21.77%	7.74%	5.94%	6.04%
23-Jan-25	24,512,051.32	106.356337	41.77%	21.78%	7.74%	5.94%	6.04%
22-Jan-25	24,508,138.53	106.339360	41.76%	21.79%	7.74%	5.94%	6.04%
21-Jan-25	24,504,125.54	106.321947	41.75%	21.79%	7.75%	5.88%	6.01%
20-Jan-25	24,507,638.18	106.337189	42.29%	22.03%	7.89%	6.01%	6.08%
19-Jan-25	24,495,803.63	106.285839	41.76%	21.80%	7.75%	5.95%	6.05%
18-Jan-25	24,491,793.47	106.268439	41.75%	21.81%	7.75%	5.95%	6.05%
17-Jan-25	24,487,783.33	106.251040	41.75%	21.81%	7.76%	5.95%	6.05%
16-Jan-25	24,483,810.92	106.233803	41.78%	21.82%	7.76%	5.95%	6.05%
15-Jan-25	24,479,799.63	106.216399	41.69%	21.83%	7.76%	5.95%	6.05%
14-Jan-25	24,475,752.42	106.198838	41.62%	21.83%	14.50%	2.90%	4.55%
13-Jan-25	24,840,596.69	107.781876	41.54%	33.29%	14.51%	2.85%	4.48%
12-Jan-25	24,836,591.60	107.764498	41.47%	33.31%	14.52%	2.86%	4.48%
11-Jan-25	24,832,339.70	107.746049	41.37%	33.33%	14.54%	2.86%	4.48%
10-Jan-25	24,828,087.79	107.727600	41.28%	33.35%	14.55%	2.86%	4.48%
9-Jan-25	24,823,752.08	107.708788	41.17%	33.37%	14.55%	2.86%	4.48%
8-Jan-25	24,819,407.97	107.689939	41.08%	33.38%	14.56%	2.86%	6.11%

Fecha	Patrimonio neto del Fondo	Valor Cuota	Rentabilidad				
			30 días	60 días	90 días	180 días	365 días
7-Jan-25	24,815,085.48	107.671184	41.15%	33.40%	14.57%	2.86%	6.11%
6-Jan-25	24,810,646.79	107.651925	41.07%	33.41%	14.58%	2.86%	6.11%
5-Jan-25	24,806,525.45	107.634043	41.01%	33.44%	14.59%	2.86%	6.11%
4-Jan-25	24,802,404.12	107.616160	40.95%	33.48%	14.61%	2.86%	6.11%
3-Jan-25	24,798,282.79	107.598278	40.90%	33.52%	14.63%	2.86%	6.12%
2-Jan-25	24,793,621.20	107.578052	40.81%	33.54%	14.64%	2.88%	6.12%
1-Jan-25	24,787,456.03	107.551302	40.70%	33.51%	14.63%	2.87%	6.12%
31-Dec-24	24,782,622.37	107.530329	40.69%	33.53%	14.63%	5.60%	6.02%
30-Dec-24	24,803,255.16	107.619853	42.45%	34.15%	14.99%	9.02%	7.70%
29-Dec-24	24,405,041.25	105.892027	17.19%	21.79%	7.72%	5.89%	6.21%
28-Dec-24	24,401,344.18	105.875985	17.17%	21.77%	7.71%	5.89%	6.21%
27-Dec-24	24,397,647.20	105.859944	17.16%	21.79%	7.72%	7.63%	7.07%
26-Dec-24	24,184,545.53	104.935309	5.48%	15.67%	4.03%	5.94%	6.27%
25-Dec-24	24,180,823.23	104.919158	5.53%	15.69%	4.04%	5.94%	6.27%
24-Dec-24	24,177,157.16	104.903251	5.57%	15.71%	4.05%	5.95%	6.27%
23-Dec-24	24,173,444.41	104.887142	5.59%	15.73%	4.06%	5.95%	6.27%
22-Dec-24	24,169,737.15	104.871056	5.61%	15.75%	4.07%	5.95%	6.27%
21-Dec-24	24,165,652.72	104.853334	5.61%	15.75%	4.07%	5.95%	6.27%
20-Dec-24	24,161,568.35	104.835612	5.62%	15.78%	4.09%	5.95%	6.27%
19-Dec-24	24,157,717.49	104.818903	5.64%	15.79%	4.09%	5.95%	6.27%
18-Dec-24	24,153,816.01	104.801975	5.65%	15.81%	4.10%	5.96%	6.28%
17-Dec-24	24,149,541.16	104.783427	5.64%	15.81%	4.10%	5.94%	6.27%
16-Dec-24	24,146,899.75	104.771966	5.72%	15.86%	4.13%	5.95%	6.27%
15-Dec-24	24,144,041.93	104.759566	5.78%	15.91%	4.16%	5.95%	6.27%
14-Dec-24	24,141,249.12	104.747448	5.85%	15.96%	4.19%	5.95%	6.27%
13-Dec-24	24,138,456.36	104.735331	5.94%	16.00%	4.21%	5.95%	6.28%
12-Dec-24	24,135,647.29	104.723142	6.03%	16.05%	4.24%	5.95%	6.28%
11-Dec-24	24,132,869.04	104.711087	6.13%	16.10%	4.27%	5.95%	6.28%
10-Dec-24	24,130,164.01	104.699351	6.24%	6.43%	-1.60%	5.95%	6.28%
9-Dec-24	24,127,126.06	104.686169	6.32%	6.46%	-1.58%	5.97%	6.29%
8-Dec-24	24,122,017.28	104.664002	6.30%	6.45%	-1.59%	5.96%	6.28%
7-Dec-24	24,118,854.15	104.650278	6.38%	6.48%	-1.57%	5.96%	6.28%
6-Dec-24	24,115,691.06	104.636553	6.45%	6.52%	-1.55%	5.96%	6.28%
5-Dec-24	24,112,534.37	104.622857	6.53%	6.56%	-1.53%	5.96%	6.28%
4-Dec-24	24,109,200.52	104.608391	6.63%	6.59%	-1.51%	5.96%	6.28%
3-Dec-24	24,105,961.21	104.594336	6.73%	6.62%	-1.49%	5.97%	6.29%
2-Dec-24	24,101,448.98	104.574758	6.77%	6.62%	-1.49%	5.97%	6.29%
1-Dec-24	24,096,896.85	104.555006	6.79%	6.66%	-1.47%	5.97%	6.29%
30-Nov-24	24,092,345.29	104.535257	6.82%	6.70%	-1.44%	5.97%	6.29%
29-Nov-24	24,088,836.27	104.520032	6.56%	6.73%	-1.43%	5.96%	6.29%
28-Nov-24	24,085,627.85	104.506111	6.49%	6.72%	-1.43%	5.97%	6.29%
27-Nov-24	24,082,201.13	104.491242	6.46%	6.71%	-1.44%	5.97%	6.29%
26-Nov-24	24,078,728.50	104.476175	6.49%	6.70%	-1.45%	5.98%	6.30%
25-Nov-24	24,074,139.54	104.456264	6.48%	6.70%	-1.45%	5.98%	6.30%
24-Nov-24	24,069,606.00	104.436593	6.47%	6.68%	-1.46%	5.98%	6.30%
23-Nov-24	24,065,537.97	104.418942	6.48%	6.70%	-1.45%	5.98%	6.30%
22-Nov-24	24,061,470.10	104.401292	6.50%	6.71%	-1.45%	5.98%	6.30%
21-Nov-24	24,057,406.49	104.383660	6.51%	6.71%	-1.45%	5.98%	6.30%
20-Nov-24	24,053,258.01	104.365660	6.51%	6.71%	-1.45%	5.98%	6.30%
19-Nov-24	24,049,070.01	104.347488	6.54%	6.71%	-1.45%	5.98%	6.30%
18-Nov-24	24,044,939.43	104.329566	6.55%	6.71%	-1.45%	5.98%	6.30%

Fecha	Patrimonio neto del Fondo	Valor Cuota	Rentabilidad				
			30 días	60 días	90 días	180 días	365 días
17-Nov-24	24,040,860.50	104.311868	6.57%	6.71%	-1.45%	5.98%	6.31%
16-Nov-24	24,036,826.57	104.294365	6.58%	6.70%	-1.46%	5.98%	6.31%
15-Nov-24	24,032,762.22	104.276730	6.60%	6.70%	-1.46%	5.98%	6.31%
14-Nov-24	24,028,782.66	104.259463	6.62%	6.71%	-1.46%	5.99%	6.31%
13-Nov-24	24,024,338.60	104.240180	6.61%	6.70%	-1.46%	5.99%	6.31%
12-Nov-24	24,019,801.11	104.220492	6.59%	6.69%	-1.47%	5.99%	6.31%
11-Nov-24	24,015,109.63	104.200136	6.58%	6.67%	-1.48%	5.99%	6.31%
10-Nov-24	24,010,485.60	104.180073	6.57%	6.67%	-1.48%	5.99%	6.32%
9-Nov-24	24,005,884.80	104.160110	6.46%	6.67%	-1.48%	6.00%	6.32%
8-Nov-24	24,001,283.93	104.140147	6.45%	6.67%	-1.48%	6.00%	6.32%
7-Nov-24	23,996,653.27	104.120055	6.44%	6.67%	-1.48%	6.00%	6.32%
6-Nov-24	23,992,032.76	104.100007	6.44%	6.67%	-1.49%	6.00%	6.32%
5-Nov-24	23,987,421.03	104.079997	6.44%	6.67%	-1.49%	6.00%	6.32%
4-Nov-24	23,982,310.08	104.057821	6.40%	6.66%	-1.49%	6.01%	6.33%
3-Nov-24	23,977,217.53	104.035725	6.37%	6.69%	-1.48%	6.01%	6.33%
2-Nov-24	23,972,123.36	104.013622	6.33%	6.72%	-1.46%	6.01%	6.33%
1-Nov-24	23,967,064.69	103.991672	6.30%	6.68%	-1.49%	6.01%	6.33%
31-Oct-24	23,961,992.46	103.969664	6.36%	6.64%	-1.51%	5.96%	6.30%
30-Oct-24	23,963,312.76	103.975393	6.76%	6.74%	-1.45%	5.98%	6.32%
29-Oct-24	23,961,487.03	103.967471	6.90%	6.80%	-1.41%	5.99%	6.32%
28-Oct-24	23,958,703.22	103.955392	6.91%	6.81%	-1.41%	6.00%	6.33%
27-Oct-24	23,954,546.28	103.937356	6.84%	6.78%	-1.43%	6.01%	6.33%
26-Oct-24	23,950,242.38	103.918681	6.77%	6.74%	-1.45%	6.01%	6.33%
25-Oct-24	23,945,938.58	103.900007	6.78%	6.75%	-1.45%	6.01%	6.33%
24-Oct-24	23,941,594.48	103.881159	6.76%	6.75%	-1.45%	6.01%	6.33%
23-Oct-24	23,937,264.16	103.862370	6.77%	6.75%	-1.45%	6.01%	6.33%
22-Oct-24	23,932,954.02	103.843668	6.78%	6.75%	-1.45%	6.01%	6.33%
21-Oct-24	23,928,893.58	103.826050	6.78%	6.76%	-1.45%	6.02%	6.34%
20-Oct-24	23,924,143.86	103.805441	6.74%	6.75%	-1.45%	6.01%	6.34%
19-Oct-24	23,919,842.45	103.786778	6.75%	6.76%	-1.45%	6.02%	6.34%
18-Oct-24	23,915,528.48	103.768060	6.73%	6.76%	-1.45%	6.02%	6.34%
17-Oct-24	23,911,219.68	103.749364	6.71%	6.77%	-1.45%	6.02%	6.34%
16-Oct-24	23,906,895.89	103.730603	6.67%	6.77%	-1.45%	6.02%	6.34%
15-Oct-24	23,902,582.01	103.711886	6.67%	6.77%	-1.45%	6.02%	6.34%
14-Oct-24	23,898,246.47	103.693074	6.66%	6.77%	-1.45%	6.02%	6.34%
13-Oct-24	23,894,124.41	103.675189	6.66%	6.82%	-1.42%	6.02%	6.35%
12-Oct-24	23,889,689.13	103.655944	6.64%	6.82%	-1.42%	6.02%	6.35%
11-Oct-24	23,885,253.88	103.636700	6.63%	6.83%	4.50%	3.09%	4.90%
10-Oct-24	24,226,552.68	105.117575	6.63%	6.83%	4.50%	3.05%	4.83%
9-Oct-24	24,222,183.27	105.098617	6.64%	6.83%	4.50%	3.05%	4.83%
8-Oct-24	24,217,717.87	105.079242	6.65%	6.83%	4.50%	3.05%	6.50%
7-Oct-24	24,213,210.97	105.059686	6.65%	6.83%	4.50%	3.05%	6.50%
6-Oct-24	24,208,691.87	105.040078	6.66%	6.83%	4.50%	3.05%	6.50%
5-Oct-24	24,204,222.36	105.020685	6.67%	6.84%	4.51%	3.05%	6.50%
4-Oct-24	24,199,752.57	105.001291	6.68%	6.86%	4.52%	6.43%	6.50%
3-Oct-24	24,195,411.62	104.982456	6.77%	6.87%	4.53%	6.43%	6.51%
2-Oct-24	24,190,941.00	104.963058	6.86%	6.88%	10.98%	6.45%	6.51%
1-Oct-24	24,184,866.27	104.936700	6.73%	6.85%	10.96%	6.45%	6.51%
30-Sep-24	24,178,764.37	104.910225	6.60%	6.82%	10.94%	6.44%	6.51%
29-Sep-24	24,174,275.11	104.890746	6.49%	6.79%	10.92%	6.42%	6.50%
28-Sep-24	24,171,348.36	104.878047	6.54%	6.81%	10.93%	6.42%	6.51%

Fecha	Patrimonio neto del Fondo	Valor Cuota	Rentabilidad				
			30 días	60 días	90 días	180 días	365 días
27-Sep-24	24,168,421.68	104.865348	6.55%	6.82%	10.95%	6.43%	6.51%
26-Sep-24	24,165,465.15	104.852520	6.55%	6.83%	10.95%	6.44%	6.51%
25-Sep-24	24,161,015.01	104.833211	6.48%	6.80%	10.94%	6.44%	6.51%
24-Sep-24	24,156,988.69	104.815741	6.50%	6.78%	10.92%	6.44%	6.52%
23-Sep-24	24,152,554.89	104.796503	6.49%	6.78%	10.93%	6.44%	6.52%
22-Sep-24	24,148,102.48	104.777184	6.49%	6.78%	10.93%	6.44%	6.52%
21-Sep-24	24,144,074.01	104.759705	6.51%	6.79%	10.93%	6.44%	6.52%
20-Sep-24	24,140,045.58	104.742226	6.52%	6.81%	10.95%	6.44%	6.52%
19-Sep-24	24,135,713.96	104.723431	6.52%	6.79%	10.94%	6.44%	6.52%
18-Sep-24	24,131,711.06	104.706063	6.56%	6.79%	10.94%	6.44%	6.52%
17-Sep-24	24,127,705.67	104.688684	6.58%	6.79%	10.93%	6.44%	6.52%
16-Sep-24	24,124,142.09	104.673222	6.63%	6.79%	10.94%	6.45%	6.52%
15-Sep-24	24,119,913.32	104.654873	6.63%	6.78%	10.93%	6.45%	6.52%
14-Sep-24	24,115,816.24	104.637096	6.65%	6.65%	10.84%	6.45%	6.53%
13-Sep-24	24,111,719.20	104.619320	6.66%	6.64%	10.84%	6.45%	6.53%
12-Sep-24	24,107,650.89	104.601667	6.77%	6.64%	10.84%	6.45%	6.53%
11-Sep-24	24,103,536.53	104.583815	6.79%	6.64%	10.84%	6.46%	6.53%
10-Sep-24	24,098,971.64	104.564009	6.78%	6.63%	10.83%	6.46%	6.53%
9-Sep-24	24,094,561.28	104.544872	6.78%	6.62%	10.83%	6.46%	6.53%
8-Sep-24	24,089,950.98	104.524869	6.78%	6.62%	10.83%	6.46%	6.53%
7-Sep-24	24,085,332.35	104.504829	6.77%	6.61%	10.82%	6.46%	6.54%
6-Sep-24	24,080,713.74	104.484789	6.76%	6.60%	10.82%	6.46%	6.54%
5-Sep-24	24,076,095.38	104.464750	6.75%	6.59%	10.81%	6.46%	6.54%
4-Sep-24	24,071,441.58	104.444557	6.76%	6.58%	10.81%	6.48%	6.55%
3-Sep-24	24,065,401.59	104.418350	6.70%	-2.72%	4.26%	6.48%	6.55%
2-Sep-24	24,059,321.93	104.391971	6.64%	6.44%	4.25%	6.46%	6.54%
1-Sep-24	24,055,734.74	104.376406	6.71%	6.49%	4.28%	6.46%	6.54%
31-Aug-24	24,052,120.51	104.360724	6.78%	6.57%	4.34%	6.45%	6.54%
30-Aug-24	24,049,702.55	104.350233	6.92%	6.68%	4.41%	6.47%	6.54%
29-Aug-24	24,045,789.24	104.333253	6.89%	6.61%	4.36%	6.46%	6.54%
28-Aug-24	24,042,762.42	104.320120	6.91%	6.56%	4.33%	6.46%	6.54%
27-Aug-24	24,039,733.95	104.306980	6.93%	6.55%	4.32%	6.46%	6.54%
26-Aug-24	24,036,676.88	104.293715	6.94%	6.53%	4.31%	6.47%	6.55%
25-Aug-24	24,032,355.03	104.274963	6.89%	6.53%	4.31%	6.47%	6.55%
24-Aug-24	24,028,020.25	104.256155	6.83%	6.53%	4.31%	6.47%	6.55%
23-Aug-24	24,023,685.35	104.237346	6.84%	6.53%	4.31%	6.48%	6.55%
22-Aug-24	24,019,298.22	104.218310	6.84%	6.53%	4.31%	6.48%	6.55%
21-Aug-24	24,015,021.86	104.199756	6.85%	6.53%	4.31%	6.48%	6.55%
20-Aug-24	24,010,705.45	104.181027	6.86%	6.53%	4.31%	6.48%	6.56%
19-Aug-24	24,005,978.78	104.160518	6.81%	6.53%	4.31%	6.48%	6.56%
18-Aug-24	24,001,616.33	104.141590	6.78%	6.53%	4.31%	6.48%	6.56%
17-Aug-24	23,997,283.80	104.122791	6.76%	6.53%	4.31%	6.48%	6.56%
16-Aug-24	23,992,951.30	104.103993	6.73%	6.53%	4.31%	6.48%	6.56%
15-Aug-24	23,988,618.86	104.085194	6.69%	6.53%	4.31%	6.49%	6.56%
14-Aug-24	23,984,260.14	104.066282	6.42%	6.55%	4.32%	6.50%	6.57%
13-Aug-24	23,978,254.80	104.040225	6.30%	6.48%	4.27%	6.49%	6.56%
12-Aug-24	23,973,803.80	104.020913	6.28%	6.48%	4.28%	6.49%	6.57%
11-Aug-24	23,969,351.46	104.001594	6.26%	6.63%	4.37%	6.49%	6.57%
10-Aug-24	23,964,926.28	103.982394	6.24%	6.63%	4.37%	6.49%	6.57%
9-Aug-24	23,960,501.11	103.963193	6.22%	6.64%	4.38%	6.49%	6.57%
8-Aug-24	23,956,057.57	103.943913	6.23%	6.64%	4.38%	6.49%	6.57%

Fecha	Patrimonio neto del Fondo	Valor Cuota	Rentabilidad				
			30 días	60 días	90 días	180 días	365 días
7-Aug-24	23,951,637.01	103.924732	6.22%	6.65%	4.39%	6.50%	6.57%
6-Aug-24	23,947,161.65	103.905314	6.20%	6.65%	4.38%	6.50%	6.57%
5-Aug-24	23,942,284.61	103.884153	6.17%	6.64%	4.38%	6.50%	6.58%
4-Aug-24	23,937,399.94	103.862959	6.13%	6.65%	4.39%	6.50%	6.58%
3-Aug-24	23,932,530.78	103.841832	6.06%	6.67%	4.40%	6.50%	6.58%
2-Aug-24	23,927,661.62	103.820705	6.08%	6.68%	4.41%	6.51%	6.58%
1-Aug-24	23,922,751.88	103.799402	6.11%	6.69%	4.41%	6.51%	6.58%
31-Jul-24	23,917,855.15	103.778155	6.21%	6.70%	4.42%	6.50%	6.58%
30-Jul-24	23,914,535.99	103.763753	6.38%	7.06%	4.65%	6.50%	6.58%
29-Jul-24	23,911,147.02	103.749049	6.25%	7.09%	4.67%	6.50%	6.58%
28-Jul-24	23,907,760.34	103.734354	6.15%	7.12%	4.69%	6.50%	6.58%
27-Jul-24	23,904,393.11	103.719744	6.09%	7.16%	4.72%	6.50%	6.58%
26-Jul-24	23,901,025.93	103.705134	6.05%	7.19%	4.74%	6.50%	6.58%
25-Jul-24	23,897,882.45	103.691495	6.11%	7.23%	4.76%	6.51%	6.59%
24-Jul-24	23,893,320.64	103.671701	6.10%	7.23%	4.76%	6.51%	6.59%
23-Jul-24	23,889,013.66	103.653013	6.10%	7.24%	4.77%	6.51%	6.59%
22-Jul-24	23,884,687.89	103.634244	6.09%	7.25%	4.77%	6.52%	6.59%
21-Jul-24	23,880,091.36	103.614300	6.07%	7.25%	4.77%	6.51%	6.59%
20-Jul-24	23,876,295.41	103.597830	6.10%	7.27%	4.79%	6.51%	6.59%
19-Jul-24	23,872,481.56	103.581282	6.16%	7.27%	4.79%	6.51%	6.59%
18-Jul-24	23,868,667.90	103.564734	6.18%	7.28%	4.80%	6.51%	6.59%
17-Jul-24	23,864,894.96	103.548364	6.21%	7.29%	4.80%	6.51%	6.59%
16-Jul-24	23,861,202.28	103.532342	6.24%	7.31%	4.82%	6.48%	6.57%
15-Jul-24	23,861,889.70	103.535324	6.51%	7.45%	4.90%	6.51%	6.59%
14-Jul-24	23,858,097.86	103.518872	6.57%	7.46%	4.91%	6.52%	6.60%
13-Jul-24	23,854,057.94	103.501343	6.54%	7.47%	4.92%	6.52%	6.60%
12-Jul-24	23,850,028.95	103.483861	6.57%	7.49%	4.93%	6.52%	6.60%
11-Jul-24	23,845,949.65	103.466161	6.87%	7.50%	4.94%	6.52%	6.60%
10-Jul-24	23,841,903.16	103.448604	6.90%	7.51%	4.95%	6.53%	6.60%
9-Jul-24	23,837,306.14	103.428658	6.90%	7.51%	4.94%	6.52%	6.60%
8-Jul-24	23,833,222.31	103.410938	6.93%	7.52%	4.95%	6.53%	6.60%
7-Jul-24	23,829,131.64	103.393189	6.96%	7.53%	4.96%	6.53%	6.60%
6-Jul-24	23,824,838.85	103.374563	6.96%	7.54%	4.97%	9.96%	8.30%
5-Jul-24	23,820,546.24	103.355937	6.98%	7.55%	4.97%	6.91%	6.79%
4-Jul-24	24,174,883.70	104.893387	6.99%	7.53%	12.25%	6.81%	6.70%
3-Jul-24	24,169,655.55	104.870702	6.78%	7.17%	12.23%	6.81%	6.70%
2-Jul-24	24,164,191.91	104.846996	6.78%	7.15%	12.22%	6.82%	6.70%
1-Jul-24	24,157,533.57	104.818105	6.92%	7.43%	12.18%	6.83%	6.71%
30-Jun-24	24,150,974.61	104.789646	6.65%	7.04%	12.15%	6.78%	6.68%
29-Jun-24	24,150,007.26	104.785449	7.43%	7.14%	12.20%	6.79%	6.69%
28-Jun-24	24,148,574.92	104.779234	7.86%	7.49%	12.23%	6.79%	6.69%
27-Jun-24	24,146,229.39	104.769057	7.70%	7.21%	12.24%	6.79%	6.69%
26-Jun-24	24,143,771.34	104.758392	7.81%	7.23%	12.25%	6.81%	6.70%
25-Jun-24	24,139,537.10	104.740020	8.12%	7.50%	12.23%	6.81%	6.70%
24-Jun-24	24,135,178.46	104.721108	7.84%	7.16%	12.23%	6.81%	6.70%
23-Jun-24	24,130,881.17	104.702462	7.85%	7.16%	12.23%	6.81%	6.70%
22-Jun-24	24,126,649.13	104.684100	8.16%	7.48%	12.22%	6.82%	6.70%
21-Jun-24	24,122,417.12	104.665737	7.89%	7.47%	12.22%	6.82%	6.71%
20-Jun-24	24,118,196.33	104.647423	7.91%	7.46%	12.22%	6.82%	6.71%
19-Jun-24	24,113,305.79	104.626204	8.18%	7.44%	12.20%	6.82%	6.71%
18-Jun-24	24,109,088.98	104.607907	7.87%	7.43%	12.19%	6.82%	6.71%

Fecha	Patrimonio neto del Fondo	Valor Cuota	Rentabilidad				
			30 días	60 días	90 días	180 días	365 días
17-Jun-24	24,104,810.06	104.589341	7.86%	7.42%	12.19%	6.82%	6.71%
16-Jun-24	24,100,514.86	104.570705	8.15%	7.42%	12.19%	6.82%	6.71%
15-Jun-24	24,096,236.61	104.552142	7.87%	7.41%	12.18%	6.83%	6.72%
14-Jun-24	24,091,388.38	104.531105	7.84%	7.39%	12.17%	6.82%	6.71%
13-Jun-24	24,087,889.38	104.515923	8.16%	7.43%	12.20%	6.83%	6.72%
12-Jun-24	24,083,326.50	104.496125	7.87%	7.43%	12.20%	6.87%	6.74%
11-Jun-24	24,073,671.79	104.454234	7.61%	7.30%	12.11%	6.83%	6.72%
10-Jun-24	24,069,047.78	104.434171	7.88%	7.30%	12.12%	6.83%	6.72%
9-Jun-24	24,064,428.10	104.414126	7.60%	7.31%	12.12%	6.84%	6.72%
8-Jun-24	24,059,846.18	104.394246	7.59%	-3.13%	4.73%	6.84%	6.72%
7-Jun-24	24,055,246.48	104.374288	7.86%	7.18%	4.73%	6.84%	6.72%
6-Jun-24	24,050,924.06	104.355533	7.60%	7.19%	4.74%	6.84%	6.73%
5-Jun-24	24,046,290.68	104.335429	7.60%	7.19%	4.74%	6.85%	6.73%
4-Jun-24	24,040,985.11	104.312409	7.84%	7.18%	4.73%	6.85%	6.73%
3-Jun-24	24,035,740.99	104.289655	7.53%	7.16%	4.72%	6.85%	6.73%
2-Jun-24	24,030,347.02	104.266251	7.48%	7.14%	4.71%	6.85%	6.74%
1-Jun-24	24,025,065.87	104.243336	7.70%	7.13%	4.70%	6.85%	6.74%
31-May-24	24,019,774.06	104.220375	7.42%	7.01%	4.62%	6.95%	6.78%
30-May-24	24,003,362.38	104.149166	6.82%	6.55%	4.32%	6.85%	6.74%
29-May-24	23,998,841.78	104.129551	6.77%	6.54%	4.32%	6.85%	6.74%
28-May-24	23,994,344.87	104.110039	6.69%	6.55%	4.32%	6.86%	6.74%
27-May-24	23,989,756.49	104.090131	6.62%	6.54%	4.31%	6.86%	6.74%
26-May-24	23,985,204.84	104.070381	6.54%	6.62%	4.37%	6.86%	6.75%
25-May-24	23,980,668.58	104.050699	6.46%	6.63%	4.37%	6.86%	6.75%
24-May-24	23,976,132.34	104.031016	6.44%	6.64%	4.38%	6.86%	6.75%
23-May-24	23,971,587.52	104.011297	6.41%	6.65%	4.39%	6.86%	6.75%
22-May-24	23,967,037.46	103.991554	6.39%	6.65%	4.39%	6.86%	6.75%
21-May-24	23,962,483.49	103.971795	6.35%	6.66%	4.39%	6.86%	6.75%
20-May-24	23,957,927.17	103.952025	6.32%	6.68%	4.40%	6.86%	6.75%
19-May-24	23,954,137.13	103.935580	6.32%	6.70%	4.42%	6.86%	6.75%
18-May-24	23,949,989.50	103.917584	6.31%	6.60%	4.35%	6.86%	6.75%
17-May-24	23,945,841.89	103.899588	6.31%	6.62%	4.36%	6.87%	6.76%
16-May-24	23,941,324.69	103.879988	6.28%	6.63%	4.37%	6.87%	6.76%
15-May-24	23,937,170.86	103.861965	6.27%	6.65%	4.38%	6.87%	6.76%
14-May-24	23,933,022.73	103.843966	6.28%	6.67%	4.40%	6.87%	6.76%
13-May-24	23,928,624.26	103.824881	6.29%	6.68%	4.41%	6.88%	6.76%
12-May-24	23,923,983.90	103.804747	6.29%	6.69%	4.41%	6.87%	6.76%
11-May-24	23,919,527.56	103.785411	6.31%	6.71%	4.42%	6.88%	6.76%
10-May-24	23,915,071.23	103.766076	6.32%	6.72%	4.43%	6.88%	6.76%
9-May-24	23,910,605.05	103.746697	6.33%	6.73%	4.44%	6.88%	6.77%
8-May-24	23,906,120.30	103.727238	26.79%	6.75%	4.45%	6.88%	6.77%
7-May-24	23,901,661.63	103.707892	6.00%	6.76%	4.46%	6.88%	6.77%
6-May-24	23,896,960.85	103.687496	5.99%	6.77%	4.46%	6.88%	6.77%
5-May-24	23,892,393.42	103.667678	6.00%	6.78%	4.47%	6.88%	6.77%
4-May-24	23,887,937.22	103.648343	6.02%	6.79%	4.48%	6.89%	6.77%
3-May-24	23,883,481.04	103.629008	6.04%	6.81%	4.49%	6.89%	6.77%
2-May-24	23,879,016.80	103.609638	6.03%	6.83%	4.50%	6.89%	6.77%
1-May-24	23,874,598.71	103.590468	6.05%	6.84%	4.51%	6.89%	6.78%
30-Apr-24	23,870,000.17	103.570515	6.09%	6.86%	4.52%	6.88%	6.77%
29-Apr-24	23,866,443.07	103.555081	5.87%	6.57%	4.33%	6.88%	6.77%
28-Apr-24	23,863,398.29	103.541870	5.94%	6.58%	4.34%	6.88%	6.77%

Fecha	Patrimonio neto del Fondo	Valor Cuota	Rentabilidad				
			30 días	60 días	90 días	180 días	365 días
27-Apr-24	23,860,353.58	103.528659	6.01%	6.63%	4.37%	6.88%	6.77%
26-Apr-24	23,857,308.93	103.515448	6.08%	6.68%	4.41%	6.88%	6.78%
25-Apr-24	23,854,261.25	103.502225	6.31%	6.74%	4.44%	6.89%	6.78%
24-Apr-24	23,850,241.99	103.484785	6.35%	6.77%	4.46%	6.89%	6.78%
23-Apr-24	23,846,217.02	103.467321	6.40%	6.80%	4.48%	6.89%	6.78%
22-Apr-24	23,842,197.90	103.449883	6.44%	6.82%	4.50%	6.89%	6.78%
21-Apr-24	23,838,316.92	103.433043	6.47%	6.86%	4.52%	6.89%	6.78%
20-Apr-24	23,834,480.44	103.416397	6.51%	6.90%	4.55%	6.90%	6.78%
19-Apr-24	23,830,644.00	103.399751	6.59%	6.94%	4.57%	6.90%	6.79%
18-Apr-24	23,826,728.23	103.382761	6.62%	6.97%	4.59%	6.90%	6.79%
17-Apr-24	23,822,703.67	103.365298	6.44%	7.00%	4.61%	6.90%	6.79%
16-Apr-24	23,818,781.13	103.348279	6.49%	7.05%	4.65%	6.90%	6.79%
15-Apr-24	23,814,844.45	103.331198	6.53%	7.09%	4.67%	6.91%	6.79%
14-Apr-24	23,810,547.20	103.312552	6.56%	7.12%	4.69%	6.91%	6.80%
13-Apr-24	23,805,886.31	103.292329	6.58%	7.14%	4.71%	6.91%	6.80%
12-Apr-24	23,801,225.44	103.272106	6.59%	7.17%	4.72%	6.91%	6.80%
11-Apr-24	23,796,496.64	103.251588	6.60%	7.19%	4.74%	6.91%	6.80%
10-Apr-24	23,791,812.93	103.231265	6.61%	7.22%	4.75%	6.91%	6.80%
9-Apr-24	23,787,129.76	103.210945	6.63%	7.24%	4.77%	3.48%	5.11%
8-Apr-24	24,186,018.37	104.941699	6.65%	7.27%	12.06%	3.42%	6.57%
7-Apr-24	24,181,503.46	104.922109	6.68%	7.30%	12.08%	3.42%	6.58%
6-Apr-24	24,176,784.32	104.901633	6.69%	7.32%	12.10%	3.42%	6.58%
5-Apr-24	24,172,065.25	104.881158	6.70%	7.35%	12.12%	3.42%	6.58%
4-Apr-24	24,167,228.29	104.860170	6.71%	7.38%	12.14%	3.42%	6.58%
3-Apr-24	24,162,967.15	104.841681	6.74%	7.42%	12.17%	3.42%	6.58%
2-Apr-24	24,158,194.94	104.820975	6.76%	7.44%	12.19%	6.81%	6.58%
1-Apr-24	24,153,472.81	104.800486	6.77%	7.47%	12.21%	6.78%	6.57%
31-Mar-24	24,152,722.81	104.797232	6.99%	7.22%	12.04%	6.76%	6.56%
30-Mar-24	24,153,643.46	104.801226	7.29%	7.33%	12.11%	6.81%	6.58%
29-Mar-24	24,149,189.12	104.781899	6.70%	7.33%	12.12%	6.81%	6.58%
28-Mar-24	24,144,710.79	104.762468	6.64%	7.34%	12.12%	6.81%	6.59%
27-Mar-24	24,140,378.26	104.743670	6.68%	7.35%	12.13%	6.84%	6.60%
26-Mar-24	24,132,799.83	104.710787	6.55%	7.27%	12.08%	6.82%	6.59%
25-Mar-24	24,127,924.94	104.689635	6.56%	7.27%	12.08%	6.82%	6.59%
24-Mar-24	24,123,051.82	104.668491	6.57%	7.26%	12.07%	6.82%	6.59%
23-Mar-24	24,118,178.75	104.647347	6.58%	7.26%	12.07%	6.82%	6.59%
22-Mar-24	24,113,748.49	104.628125	6.61%	7.29%	12.09%	6.82%	6.59%
21-Mar-24	24,109,103.29	104.607969	6.63%	7.29%	12.10%	6.83%	6.60%
20-Mar-24	24,103,731.47	104.584661	6.63%	7.27%	12.09%	6.82%	6.60%
19-Mar-24	24,099,234.66	104.565150	6.66%	7.28%	12.09%	6.79%	6.58%
18-Mar-24	24,098,878.04	104.563602	6.91%	7.40%	12.18%	6.83%	6.60%
17-Mar-24	24,094,027.98	104.542558	6.93%	7.39%	12.17%	6.83%	6.60%
16-Mar-24	24,089,177.92	104.521514	6.96%	7.37%	12.16%	6.83%	6.60%
15-Mar-24	24,084,327.88	104.500470	7.00%	7.37%	12.16%	6.83%	6.60%
14-Mar-24	24,079,408.01	104.479123	7.02%	7.37%	12.16%	6.83%	6.61%
13-Mar-24	24,074,512.91	104.457884	7.05%	7.38%	12.17%	6.84%	6.61%
12-Mar-24	24,069,613.21	104.436624	7.09%	7.38%	12.17%	6.84%	6.61%
11-Mar-24	24,064,692.02	104.415271	7.12%	7.38%	12.18%	6.84%	6.61%
10-Mar-24	24,059,782.45	104.393969	7.15%	-3.06%	4.78%	6.84%	6.61%
9-Mar-24	24,054,850.60	104.372570	7.18%	7.26%	4.78%	6.84%	6.61%
8-Mar-24	24,049,918.76	104.351171	7.22%	7.27%	4.79%	6.84%	6.61%

Fecha	Patrimonio neto del Fondo	Valor Cuota	Rentabilidad				
			30 días	60 días	90 días	180 días	365 días
7-Mar-24	24,045,015.16	104.329895	7.24%	7.27%	4.79%	6.84%	6.62%
6-Mar-24	24,040,043.60	104.308323	7.28%	7.27%	4.79%	6.85%	6.62%
5-Mar-24	24,035,107.18	104.286905	7.32%	7.28%	4.79%	6.85%	6.62%
4-Mar-24	24,030,168.56	104.265476	7.36%	7.28%	4.80%	6.85%	6.62%
3-Mar-24	24,025,162.48	104.243755	7.39%	7.29%	4.80%	6.85%	6.62%
2-Mar-24	24,020,165.35	104.222073	7.42%	7.30%	4.81%	6.85%	6.62%
1-Mar-24	24,015,168.24	104.200391	7.46%	7.30%	4.81%	6.85%	6.62%
29-Feb-24	24,010,150.17	104.178618	6.98%	7.25%	4.78%	6.75%	6.57%
28-Feb-24	24,017,374.92	104.209965	7.28%	7.53%	4.96%	6.84%	6.62%
27-Feb-24	24,013,969.00	104.195187	7.35%	9.05%	5.95%	6.85%	6.62%
26-Feb-24	24,008,954.67	104.173430	7.58%	10.99%	7.20%	6.86%	6.63%
25-Feb-24	24,003,937.44	104.151661	7.31%	10.94%	7.16%	6.86%	6.63%
24-Feb-24	23,998,924.39	104.129910	7.30%	10.86%	7.12%	6.86%	6.63%
23-Feb-24	23,993,911.36	104.108158	7.53%	10.80%	7.08%	6.86%	6.63%
22-Feb-24	23,988,892.73	104.086383	7.25%	10.74%	7.04%	6.86%	6.63%
21-Feb-24	23,983,872.49	104.064600	7.24%	10.68%	7.00%	6.86%	6.63%
20-Feb-24	23,978,750.34	104.042376	7.51%	10.62%	6.96%	6.87%	6.63%
19-Feb-24	23,973,466.61	104.019450	7.23%	10.56%	6.92%	6.87%	6.64%
18-Feb-24	23,968,307.60	103.997065	7.21%	10.55%	6.91%	6.87%	6.64%
17-Feb-24	23,963,167.94	103.974764	7.43%	10.51%	6.89%	6.87%	6.64%
16-Feb-24	23,958,028.30	103.952464	7.16%	10.48%	6.87%	6.87%	6.64%
15-Feb-24	23,952,433.57	103.928189	7.10%	10.45%	6.85%	6.88%	6.64%
14-Feb-24	23,946,962.80	103.904451	7.26%	10.42%	6.83%	6.88%	6.64%
13-Feb-24	23,941,650.50	103.881402	7.02%	10.39%	6.81%	6.88%	6.65%
12-Feb-24	23,936,172.73	103.857634	6.99%	10.36%	6.79%	6.88%	6.65%
11-Feb-24	23,930,600.83	103.833458	7.19%	10.33%	6.77%	6.88%	6.65%
10-Feb-24	23,925,103.15	103.809604	7.16%	10.30%	6.75%	6.88%	6.65%
9-Feb-24	23,919,605.48	103.785750	7.13%	10.27%	6.74%	6.89%	6.65%
8-Feb-24	23,914,093.99	103.761836	6.98%	10.24%	6.72%	6.89%	6.65%
7-Feb-24	23,908,440.13	103.737304	6.95%	10.21%	6.69%	6.89%	6.65%
6-Feb-24	23,903,185.34	103.714504	6.94%	10.19%	6.68%	6.89%	6.66%
5-Feb-24	23,897,468.02	103.689696	6.90%	10.15%	6.66%	6.89%	6.66%
4-Feb-24	23,891,787.72	103.665050	6.86%	10.12%	6.64%	6.89%	6.66%
3-Feb-24	23,886,146.75	103.640574	6.83%	10.09%	6.62%	6.90%	6.66%
2-Feb-24	23,880,505.78	103.616098	6.80%	10.06%	6.60%	6.90%	6.66%
1-Feb-24	23,874,879.57	103.591686	6.78%	10.04%	6.58%	6.90%	6.67%
31-Jan-24	23,869,233.95	103.567190	6.76%	10.01%	6.56%	6.78%	6.61%
30-Jan-24	23,877,387.80	103.602570	7.47%	10.35%	6.79%	6.88%	6.65%
29-Jan-24	23,874,452.22	103.589832	7.49%	10.09%	6.62%	6.89%	6.66%
28-Jan-24	23,869,824.01	103.569751	7.40%	10.06%	6.60%	6.89%	6.66%
27-Jan-24	23,865,172.39	103.549568	10.40%	10.02%	6.58%	6.89%	6.66%
26-Jan-24	23,860,520.89	103.529385	14.39%	9.99%	6.55%	6.89%	6.66%
25-Jan-24	23,855,863.74	103.509178	14.29%	9.96%	6.53%	6.90%	6.67%
24-Jan-24	23,851,219.15	103.489025	14.16%	9.93%	6.51%	6.90%	6.67%
23-Jan-24	23,846,742.83	103.469603	14.06%	9.90%	6.49%	6.90%	6.67%
22-Jan-24	23,841,924.43	103.448696	13.95%	9.87%	6.48%	6.91%	6.67%
21-Jan-24	23,836,483.59	103.425089	13.79%	9.83%	6.45%	6.90%	6.67%
20-Jan-24	23,831,833.59	103.404913	13.69%	9.81%	6.43%	6.90%	6.67%
19-Jan-24	23,827,183.61	103.384737	13.60%	9.78%	6.42%	6.90%	6.67%
18-Jan-24	23,822,472.37	103.364295	13.60%	9.75%	6.40%	6.91%	6.68%
17-Jan-24	23,817,809.65	103.344063	13.56%	9.73%	6.39%	6.91%	6.68%

Fecha	Patrimonio neto del Fondo	Valor Cuota	Rentabilidad				
			30 días	60 días	90 días	180 días	365 días
16-Jan-24	23,813,398.08	103.324922	13.53%	9.73%	6.39%	6.90%	6.68%
15-Jan-24	23,809,381.22	103.307493	13.55%	9.75%	6.40%	6.91%	6.68%
14-Jan-24	23,804,390.30	103.285838	13.51%	9.73%	6.39%	6.91%	6.68%
13-Jan-24	23,799,447.43	103.264391	13.48%	9.73%	6.38%	6.91%	6.68%
12-Jan-24	23,794,504.57	103.242944	13.45%	9.72%	6.38%	6.92%	6.68%
11-Jan-24	23,789,545.56	103.221427	13.42%	9.71%	6.37%	6.92%	6.69%
10-Jan-24	23,784,578.09	103.199874	13.38%	9.71%	6.37%	3.48%	4.99%
9-Jan-24	24,182,956.29	104.928413	13.35%	9.70%	6.37%	3.42%	4.91%
8-Jan-24	24,177,939.57	104.906646	13.32%	9.69%	6.36%	3.43%	4.91%
7-Jan-24	24,172,887.72	104.884726	13.28%	9.68%	6.36%	3.42%	4.91%
6-Jan-24	24,167,929.63	104.863213	13.25%	9.68%	6.35%	3.43%	6.10%
5-Jan-24	24,162,971.55	104.841700	13.22%	9.67%	6.35%	3.43%	6.11%
4-Jan-24	24,157,927.46	104.819814	13.19%	9.66%	6.34%	3.43%	6.11%
3-Jan-24	24,152,827.84	104.797688	13.16%	9.65%	13.72%	3.43%	6.11%
2-Jan-24	24,147,654.62	104.775241	13.13%	9.64%	13.71%	6.82%	6.11%
1-Jan-24	24,142,426.91	104.752559	13.09%	9.62%	13.70%	6.82%	6.11%
31-Dec-23	24,137,346.56	104.730515	13.06%	9.60%	13.69%	6.80%	6.11%
30-Dec-23	24,134,143.74	104.716618	13.12%	9.43%	13.58%	6.80%	6.11%
29-Dec-23	24,131,092.14	104.703378	12.59%	9.41%	13.56%	7.28%	6.34%
28-Dec-23	24,071,965.10	104.446829	9.47%	7.85%	12.50%	7.42%	6.42%
27-Dec-23	23,997,271.63	104.122738	5.58%	5.89%	11.15%	6.84%	6.14%
26-Dec-23	23,994,374.84	104.110169	5.61%	5.87%	11.14%	6.84%	6.14%
25-Dec-23	23,992,009.58	104.099907	5.67%	5.84%	11.12%	6.84%	6.14%
24-Dec-23	23,989,250.56	104.087935	5.71%	5.84%	11.12%	6.84%	6.14%
23-Dec-23	23,986,491.58	104.075964	5.74%	5.84%	11.13%	6.84%	6.14%
22-Dec-23	23,983,732.66	104.063994	5.79%	5.84%	11.13%	6.84%	6.14%
21-Dec-23	23,980,948.75	104.051914	5.85%	5.85%	11.13%	6.85%	6.14%
20-Dec-23	23,977,834.80	104.038403	5.89%	5.84%	11.12%	6.86%	6.15%
19-Dec-23	23,973,191.66	104.018257	5.83%	5.80%	11.10%	6.86%	6.15%
18-Dec-23	23,969,349.46	104.001586	5.83%	5.77%	11.08%	6.86%	6.15%
17-Dec-23	23,965,510.02	103.984927	5.83%	5.74%	11.06%	6.86%	6.15%
16-Dec-23	23,961,177.98	103.966130	5.83%	5.79%	11.09%	6.86%	6.15%
15-Dec-23	23,956,845.97	103.947334	5.84%	5.84%	11.13%	6.86%	6.16%
14-Dec-23	23,952,516.10	103.928547	5.85%	5.85%	11.14%	6.87%	6.16%
13-Dec-23	23,948,160.91	103.909650	5.86%	5.86%	11.15%	6.87%	6.16%
12-Dec-23	23,943,830.97	103.890862	5.88%	5.87%	11.16%	6.87%	6.16%
11-Dec-23	23,939,503.31	103.872085	5.90%	5.89%	11.17%	6.87%	6.16%
10-Dec-23	23,935,110.59	103.853025	5.91%	5.90%	11.18%	6.87%	6.16%
9-Dec-23	23,930,741.77	103.834069	5.93%	5.91%	11.19%	6.87%	6.16%
8-Dec-23	23,926,372.97	103.815113	5.94%	5.92%	11.20%	6.87%	6.16%
7-Dec-23	23,921,964.69	103.795986	5.96%	5.93%	11.21%	6.87%	6.16%
6-Dec-23	23,917,584.33	103.776980	5.98%	5.94%	11.21%	6.88%	6.17%
5-Dec-23	23,913,197.62	103.757946	5.99%	-4.41%	3.85%	6.88%	6.17%
4-Dec-23	23,234,262.48	103.737816	5.99%	-4.36%	3.89%	6.88%	6.17%
3-Dec-23	23,229,840.99	103.718075	6.00%	-4.37%	3.88%	6.88%	6.17%
2-Dec-23	23,225,476.61	103.698589	6.00%	-4.38%	3.87%	6.88%	6.17%
1-Dec-23	23,221,112.24	103.679102	6.00%	-4.40%	3.86%	6.88%	6.17%
30-Nov-23	23,217,033.95	103.660893	6.02%	-4.36%	3.89%	6.79%	6.13%
29-Nov-23	23,223,038.96	103.687705	6.20%	-4.19%	4.01%	6.87%	6.17%
28-Nov-23	23,219,767.93	103.673100	6.13%	-3.90%	4.23%	6.87%	6.17%
27-Nov-23	23,216,598.70	103.658950	6.08%	-3.90%	4.23%	6.88%	6.17%

Fecha	Patrimonio neto del Fondo	Valor Cuota	Rentabilidad				
			30 días	60 días	90 días	180 días	365 días
26-Nov-23	23,213,326.05	103.644338	6.01%	-3.88%	4.24%	6.88%	6.17%
25-Nov-23	23,209,921.01	103.629135	5.94%	-3.86%	4.26%	6.88%	6.17%
24-Nov-23	23,206,516.01	103.613932	5.82%	-3.84%	4.27%	6.88%	6.17%
23-Nov-23	23,203,343.21	103.599766	5.79%	-3.82%	4.29%	6.88%	6.17%
22-Nov-23	23,199,700.51	103.583502	5.75%	-3.80%	4.30%	6.88%	6.18%
21-Nov-23	23,196,026.44	103.567098	5.69%	-3.80%	4.30%	6.89%	6.18%
20-Nov-23	23,192,278.62	103.550364	5.64%	-3.79%	4.31%	6.88%	6.18%
19-Nov-23	23,188,854.75	103.535077	5.60%	-3.77%	4.33%	6.89%	6.18%
18-Nov-23	23,185,130.56	103.518449	5.56%	-3.75%	4.34%	6.89%	6.18%
17-Nov-23	23,181,406.41	103.501821	5.50%	-3.74%	4.35%	6.89%	6.18%
16-Nov-23	23,177,287.37	103.483430	5.43%	-3.73%	4.36%	6.90%	6.18%
15-Nov-23	23,172,871.81	103.463715	5.51%	-3.72%	4.37%	6.90%	6.19%
14-Nov-23	23,168,477.73	103.444096	5.59%	-3.71%	4.37%	6.90%	6.19%
13-Nov-23	22,785,407.34	103.424299	5.60%	-3.70%	4.38%	6.90%	6.19%
12-Nov-23	22,780,963.16	103.404127	5.61%	-3.70%	4.39%	6.90%	6.19%
11-Nov-23	22,776,529.22	103.384001	5.62%	-3.69%	4.39%	6.90%	6.19%
10-Nov-23	22,772,095.29	103.363875	5.62%	-3.69%	4.40%	6.91%	6.19%
9-Nov-23	22,767,655.24	103.343721	5.63%	-3.68%	4.40%	6.91%	6.19%
8-Nov-23	22,763,217.65	103.323579	5.64%	-3.68%	4.41%	6.91%	6.19%
7-Nov-23	22,758,739.47	103.303252	5.64%	-3.67%	4.41%	6.91%	6.20%
6-Nov-23	22,754,285.60	103.283036	5.65%	-3.67%	4.42%	6.91%	6.20%
5-Nov-23	22,749,871.86	103.263002	5.65%	-3.66%	4.43%	6.91%	6.20%
4-Nov-23	22,745,458.13	103.242967	5.52%	-3.65%	4.43%	6.91%	6.20%
3-Nov-23	22,741,044.41	103.222933	5.64%	-3.64%	4.44%	6.92%	6.20%
2-Nov-23	22,736,617.47	103.202839	5.61%	-3.61%	4.47%	6.92%	6.20%
1-Nov-23	22,732,337.26	103.183411	5.59%	-3.57%	4.50%	6.92%	6.20%
31-Oct-23	22,728,029.14	103.163856	5.56%	-3.53%	4.53%	6.86%	6.17%
30-Oct-23	22,730,779.82	103.176342	6.02%	-3.45%	4.58%	6.90%	6.19%
29-Oct-23	22,728,740.30	103.167084	5.95%	-3.43%	4.60%	6.90%	6.19%
28-Oct-23	22,726,653.74	103.157613	6.66%	-3.41%	4.61%	6.90%	6.19%
27-Oct-23	22,724,567.18	103.148142	6.73%	-3.39%	4.62%	6.90%	6.19%
26-Oct-23	22,722,479.18	103.138665	6.84%	-3.35%	4.66%	6.89%	6.19%
25-Oct-23	20,938,052.17	103.132953	7.00%	-3.28%	4.71%	6.90%	6.20%
24-Oct-23	20,935,731.79	103.121524	7.09%	-3.25%	4.73%	6.91%	6.20%
23-Oct-23	20,933,161.95	103.108866	7.16%	-3.22%	4.75%	6.91%	6.20%
22-Oct-23	20,930,708.97	103.096783	7.24%	-3.19%	4.78%	6.91%	6.20%
21-Oct-23	20,928,267.97	103.084760	7.31%	-3.15%	4.80%	6.91%	6.20%
20-Oct-23	20,925,827.00	103.072737	7.40%	-3.11%	4.83%	6.91%	6.20%
19-Oct-23	20,923,024.48	103.058933	7.45%	-3.09%	4.85%	6.91%	6.20%
18-Oct-23	20,920,595.93	103.046970	7.56%	-3.06%	4.87%	6.91%	6.20%
17-Oct-23	20,918,175.30	103.035047	7.64%	-3.03%	4.90%	6.94%	6.22%
16-Oct-23	20,912,842.38	103.008779	7.58%	-3.07%	4.87%	6.94%	6.22%
15-Oct-23	20,907,497.27	102.982451	7.52%	-3.12%	4.83%	6.93%	6.22%
14-Oct-23	20,903,322.11	102.961886	7.52%	-3.14%	4.82%	6.93%	6.22%
13-Oct-23	20,899,146.78	102.941320	7.54%	-3.15%	4.82%	6.94%	6.22%
12-Oct-23	20,894,956.62	102.920681	7.54%	-3.15%	4.81%	6.94%	6.22%
11-Oct-23	20,890,781.04	102.900113	7.55%	-3.16%	4.81%	6.94%	6.22%
10-Oct-23	20,886,569.84	102.879371	7.56%	-3.17%	4.81%	6.94%	6.22%
9-Oct-23	20,882,418.78	102.858924	7.57%	-3.18%	4.80%	6.94%	6.22%
8-Oct-23	20,878,240.28	102.838342	7.58%	-3.18%	4.80%	6.94%	6.22%
7-Oct-23	20,874,063.97	102.817772	7.59%	-3.19%	4.80%	6.94%	7.20%

Fecha	Patrimonio neto del Fondo	Valor Cuota	Rentabilidad				
			30 días	60 días	90 días	180 días	365 días
6-Oct-23	20,869,887.49	102.797200	7.60%	7.28%	4.79%	3.48%	5.49%
5-Oct-23	21,221,785.42	104.530516	7.67%	7.30%	4.81%	3.45%	5.41%
4-Oct-23	21,215,655.23	104.500321	7.56%	7.24%	4.77%	3.43%	5.40%
3-Oct-23	21,212,159.75	104.483104	7.62%	7.27%	4.79%	3.43%	5.41%
2-Oct-23	21,208,479.29	104.464975	7.73%	7.32%	4.82%	3.43%	5.41%
1-Oct-23	21,205,022.83	104.447950	7.85%	7.39%	4.87%	6.61%	5.41%
30-Sep-23	21,200,122.54	104.423813	7.88%	7.40%	4.87%	6.57%	5.40%
29-Sep-23	21,199,329.27	104.419906	7.85%	7.35%	4.84%	6.69%	5.46%
28-Sep-23	21,185,704.40	104.352795	7.17%	7.02%	4.63%	6.60%	5.41%
27-Sep-23	21,182,741.07	104.338199	7.15%	7.02%	4.63%	6.60%	5.41%
26-Sep-23	21,179,027.68	104.319908	7.08%	6.99%	4.60%	6.61%	5.41%
25-Sep-23	21,175,268.36	104.301391	7.07%	6.98%	4.60%	6.61%	5.42%
24-Sep-23	21,171,539.20	104.283022	7.06%	6.96%	4.59%	6.61%	5.42%
23-Sep-23	21,167,796.67	104.264588	7.05%	6.97%	4.59%	6.61%	5.42%
22-Sep-23	21,164,053.99	104.246153	7.04%	6.97%	4.60%	6.61%	5.42%
21-Sep-23	21,160,479.07	104.228544	7.04%	6.98%	4.60%	6.61%	5.42%
20-Sep-23	21,156,637.96	104.209624	7.03%	6.98%	4.60%	6.61%	5.42%
19-Sep-23	21,152,951.91	104.191468	7.05%	6.99%	4.61%	6.62%	5.42%
18-Sep-23	21,148,846.29	104.171246	7.02%	7.00%	4.61%	6.62%	5.42%
17-Sep-23	21,145,097.24	104.152779	7.01%	7.01%	4.62%	6.62%	5.43%
16-Sep-23	21,140,792.80	104.131577	6.97%	7.00%	4.61%	6.62%	5.43%
15-Sep-23	21,136,488.18	104.110374	6.93%	6.98%	4.60%	6.62%	5.43%
14-Sep-23	21,132,221.79	104.089360	6.90%	6.98%	4.60%	6.63%	5.43%
13-Sep-23	21,127,868.51	104.067917	6.85%	6.97%	4.60%	6.63%	5.43%
12-Sep-23	21,123,589.13	104.046838	6.83%	6.97%	4.59%	6.63%	5.43%
11-Sep-23	21,119,289.14	104.025658	6.81%	6.96%	4.59%	6.63%	5.43%
10-Sep-23	21,114,960.52	104.004337	6.79%	6.95%	4.58%	6.63%	5.43%
9-Sep-23	21,110,667.68	103.983192	6.77%	6.95%	4.58%	6.63%	5.43%
8-Sep-23	21,106,356.93	103.961959	6.74%	6.94%	4.58%	6.63%	5.44%
7-Sep-23	21,102,057.32	103.940781	6.72%	6.94%	4.57%	6.64%	5.44%
6-Sep-23	21,097,739.28	103.919512	6.70%	6.94%	4.57%	6.64%	5.44%
5-Sep-23	21,093,329.01	103.897788	6.68%	-3.51%	-2.36%	6.64%	5.44%
4-Sep-23	21,088,985.97	103.876396	6.67%	-3.52%	-2.36%	6.64%	5.44%
3-Sep-23	21,084,544.68	103.854520	6.66%	-3.53%	-2.37%	6.65%	5.45%
2-Sep-23	21,079,149.66	103.827946	6.59%	-3.56%	-2.39%	6.65%	5.45%
1-Sep-23	21,073,749.40	103.801347	6.59%	-3.60%	-2.41%	6.65%	5.45%
31-Aug-23	21,068,353.16	103.774767	6.40%	6.39%	6.05%	6.61%	5.43%
30-Aug-23	21,068,026.64	103.773159	6.69%	6.50%	6.13%	6.63%	5.44%
29-Aug-23	21,065,403.57	103.760238	6.48%	6.54%	6.16%	6.63%	5.44%
28-Aug-23	21,062,920.02	103.748005	6.51%	6.41%	6.10%	6.63%	5.44%
27-Aug-23	21,060,331.48	103.735255	6.53%	6.41%	6.12%	6.64%	5.44%
26-Aug-23	21,056,732.12	103.717526	6.48%	6.39%	6.11%	6.64%	5.45%
25-Aug-23	21,053,132.62	103.699796	6.47%	6.38%	6.11%	6.64%	5.45%
24-Aug-23	21,049,609.66	103.682443	6.45%	6.38%	6.10%	6.65%	5.45%
23-Aug-23	21,046,009.29	103.664709	6.47%	6.38%	6.10%	6.65%	5.45%
22-Aug-23	21,042,409.36	103.646977	6.49%	6.38%	6.10%	6.65%	5.45%
21-Aug-23	21,038,805.21	103.629225	6.50%	6.37%	6.09%	6.65%	5.45%
20-Aug-23	21,034,857.33	103.609779	6.50%	6.39%	6.09%	6.65%	5.45%
19-Aug-23	21,031,256.98	103.592045	6.51%	6.44%	6.09%	6.65%	5.45%
18-Aug-23	21,027,656.48	103.574310	6.55%	6.45%	6.09%	6.65%	5.45%
17-Aug-23	21,024,085.51	103.556721	6.58%	6.47%	6.10%	6.65%	5.45%

Fecha	Patrimonio neto del Fondo	Valor Cuota	Rentabilidad				
			30 días	60 días	90 días	180 días	365 días
16-Aug-23	21,020,344.43	103.538294	6.59%	6.48%	6.10%	6.65%	5.45%
15-Aug-23	21,016,711.92	103.520402	6.60%	6.50%	6.13%	6.66%	5.46%
14-Aug-23	21,013,140.08	103.502808	6.64%	6.51%	6.15%	6.66%	5.46%
13-Aug-23	21,009,229.66	103.483547	6.65%	6.53%	6.15%	6.66%	5.46%
12-Aug-23	21,005,283.70	103.464110	6.66%	6.54%	6.16%	6.66%	5.46%
11-Aug-23	21,001,337.58	103.444673	6.66%	6.56%	6.16%	6.66%	5.46%
10-Aug-23	20,997,387.65	103.425217	6.67%	6.58%	6.17%	6.66%	5.46%
9-Aug-23	20,993,510.12	103.406118	6.68%	6.59%	6.18%	6.67%	5.46%
8-Aug-23	20,989,535.30	103.386540	6.69%	6.60%	6.18%	6.67%	5.46%
7-Aug-23	20,985,527.90	103.366801	6.70%	6.62%	6.18%	6.67%	5.47%
6-Aug-23	20,981,502.36	103.346973	6.71%	6.63%	6.19%	6.67%	5.47%
5-Aug-23	20,977,335.26	103.326447	6.59%	6.64%	6.19%	6.67%	5.47%
4-Aug-23	20,973,167.99	103.305921	6.59%	6.64%	6.20%	6.68%	5.47%
3-Aug-23	20,968,945.16	103.285120	6.58%	6.65%	6.20%	6.69%	5.48%
2-Aug-23	20,963,519.26	103.258395	6.51%	6.62%	6.17%	6.69%	5.48%
1-Aug-23	20,958,080.34	103.231604	6.44%	6.59%	6.15%	6.69%	5.48%
31-Jul-23	20,952,781.74	103.205506	6.38%	6.57%	6.13%	6.63%	5.45%
30-Jul-23	20,953,757.24	103.210311	6.67%	6.72%	6.24%	6.67%	5.47%
29-Jul-23	20,950,827.81	103.195881	6.39%	6.62%	6.27%	6.67%	5.47%
28-Jul-23	20,947,898.26	103.181451	6.36%	6.64%	6.24%	6.67%	5.47%
27-Jul-23	20,945,253.26	103.168423	6.38%	6.65%	6.21%	6.68%	5.47%
26-Jul-23	20,941,795.55	103.151392	6.37%	6.65%	6.16%	6.68%	5.47%
25-Jul-23	20,938,574.31	103.135525	6.38%	6.65%	6.17%	6.68%	5.48%
24-Jul-23	20,934,732.60	103.116602	6.37%	6.64%	6.16%	6.68%	5.48%
23-Jul-23	20,930,834.74	103.097403	6.35%	6.62%	6.18%	6.69%	5.48%
22-Jul-23	20,926,991.33	103.078472	6.32%	6.61%	6.13%	6.69%	5.48%
21-Jul-23	20,923,147.77	103.059540	6.37%	6.60%	6.13%	6.69%	5.48%
20-Jul-23	20,919,317.26	103.040672	6.44%	6.60%	6.13%	6.69%	5.48%
19-Jul-23	20,914,996.07	103.019388	6.43%	6.59%	6.12%	6.69%	5.48%
18-Jul-23	20,910,919.55	102.999308	6.43%	6.58%	6.11%	6.69%	5.48%
17-Jul-23	20,907,097.80	102.980484	6.45%	6.57%	6.11%	6.69%	5.49%
16-Jul-23	20,903,276.96	102.961664	6.47%	6.61%	6.12%	6.70%	5.49%
15-Jul-23	20,899,159.12	102.941381	6.47%	6.63%	6.13%	6.70%	5.49%
14-Jul-23	20,895,041.11	102.921097	6.48%	6.63%	6.13%	6.70%	5.49%
13-Jul-23	20,891,006.70	102.901225	6.50%	6.63%	6.14%	6.70%	5.49%
12-Jul-23	20,886,969.85	102.881341	6.53%	6.64%	6.15%	6.70%	5.49%
11-Jul-23	20,882,904.46	102.861316	6.56%	6.65%	6.17%	6.70%	5.49%
10-Jul-23	20,878,842.15	102.841307	6.58%	6.65%	6.18%	9.17%	5.49%
9-Jul-23	20,874,736.03	102.821082	6.59%	6.65%	6.18%	9.17%	5.50%
8-Jul-23	20,870,576.02	102.800591	6.61%	6.65%	6.19%	9.17%	5.50%
7-Jul-23	20,866,415.84	102.780100	6.63%	6.65%	6.20%	5.72%	5.01%
6-Jul-23	21,217,660.00	104.510196	6.64%	6.66%	13.11%	5.63%	4.93%
5-Jul-23	21,213,573.78	104.490069	6.66%	6.67%	13.12%	5.63%	4.93%
4-Jul-23	21,209,502.23	104.470014	6.69%	6.68%	13.13%	5.63%	4.93%
3-Jul-23	21,205,254.91	104.449093	6.70%	6.67%	6.60%	5.63%	4.93%
2-Jul-23	21,201,076.71	104.428513	6.71%	6.68%	6.61%	5.63%	4.93%
1-Jul-23	21,196,985.02	104.408359	6.72%	6.69%	6.62%	5.63%	4.93%
30-Jun-23	21,192,893.07	104.388203	6.74%	6.70%	6.63%	5.58%	4.91%
29-Jun-23	21,194,814.08	104.397666	6.81%	6.88%	6.75%	5.62%	4.93%
28-Jun-23	21,192,438.15	104.385963	6.88%	6.85%	6.73%	5.62%	4.93%
27-Jun-23	21,189,401.84	104.371007	6.88%	6.80%	6.70%	5.63%	4.93%

Fecha	Patrimonio neto del Fondo	Valor Cuota	Rentabilidad				
			30 días	60 días	90 días	180 días	365 días
26-Jun-23	21,186,183.47	104.355155	6.89%	6.73%	6.69%	5.63%	4.93%
25-Jun-23	21,182,751.95	104.338252	6.89%	6.73%	6.70%	5.63%	4.93%
24-Jun-23	21,179,186.79	104.320692	6.88%	6.73%	6.70%	5.63%	4.93%
23-Jun-23	21,175,621.48	104.303130	6.86%	6.77%	6.71%	5.63%	4.93%
22-Jun-23	21,172,275.82	104.286651	6.86%	6.71%	6.72%	5.64%	4.94%
21-Jun-23	21,167,679.96	104.264013	6.81%	6.68%	6.71%	5.65%	4.94%
20-Jun-23	21,162,607.56	104.239028	6.73%	6.64%	6.69%	5.64%	4.94%
19-Jun-23	21,158,497.76	104.218785	6.71%	6.64%	6.70%	5.64%	4.94%
18-Jun-23	21,154,405.45	104.198628	6.69%	6.62%	6.71%	5.64%	4.94%
17-Jun-23	21,150,280.58	104.178310	6.66%	6.62%	6.70%	5.65%	4.94%
16-Jun-23	21,146,155.54	104.157992	6.72%	6.62%	6.69%	5.65%	4.94%
15-Jun-23	21,142,058.12	104.137810	6.75%	6.63%	6.69%	5.65%	4.95%
14-Jun-23	21,137,712.90	104.116407	6.74%	6.63%	6.70%	5.65%	4.95%
13-Jun-23	21,133,361.27	104.094972	6.73%	6.64%	6.70%	5.65%	4.95%
12-Jun-23	21,128,880.84	104.072903	6.72%	6.64%	6.70%	5.66%	4.95%
11-Jun-23	21,124,325.43	104.050465	6.70%	6.64%	6.71%	5.65%	4.95%
10-Jun-23	21,119,945.62	104.028892	6.69%	6.65%	6.72%	5.66%	4.95%
9-Jun-23	21,115,565.63	104.007318	6.67%	6.65%	6.72%	5.66%	4.95%
8-Jun-23	21,111,149.73	103.985567	6.66%	6.66%	6.72%	5.66%	4.95%
7-Jun-23	21,106,766.56	103.963977	6.65%	6.66%	6.72%	5.66%	4.96%
6-Jun-23	21,102,415.59	103.942546	6.65%	6.66%	6.73%	5.66%	4.96%
5-Jun-23	21,098,096.86	103.921273	6.64%	6.67%	6.77%	5.66%	4.96%
4-Jun-23	21,093,588.63	103.899067	6.63%	6.67%	6.78%	5.66%	4.96%
3-Jun-23	21,089,201.59	103.877458	6.61%	6.57%	6.78%	5.66%	4.96%
2-Jun-23	21,084,846.90	103.856009	6.61%	6.58%	6.78%	5.66%	4.96%
1-Jun-23	21,080,539.71	103.834793	6.61%	6.59%	6.79%	5.67%	4.96%
31-May-23	21,076,155.34	103.813197	6.63%	6.59%	6.80%	5.62%	4.94%
30-May-23	21,076,913.83	103.816933	6.92%	6.73%	6.92%	5.66%	4.96%
29-May-23	21,073,293.49	103.799101	6.78%	6.67%	6.94%	5.66%	4.96%
28-May-23	21,070,294.22	103.784328	6.68%	6.63%	6.93%	5.66%	4.96%
27-May-23	21,066,899.19	103.767605	6.54%	6.61%	6.91%	5.66%	4.96%
26-May-23	21,063,504.02	103.750882	6.54%	6.62%	6.89%	5.66%	4.96%
25-May-23	21,060,159.43	103.734408	6.55%	6.63%	6.88%	5.66%	4.96%
24-May-23	21,056,825.07	103.717984	6.63%	6.65%	6.86%	5.66%	4.96%
23-May-23	21,053,582.68	103.702013	6.52%	6.67%	6.88%	5.67%	4.96%
22-May-23	21,049,932.60	103.684034	6.52%	6.68%	6.89%	5.67%	4.97%
21-May-23	21,046,201.32	103.665655	6.52%	6.69%	6.89%	5.67%	4.97%
20-May-23	21,042,422.66	103.647043	6.53%	6.70%	6.90%	5.67%	4.97%
19-May-23	21,038,643.85	103.628430	6.52%	6.73%	6.91%	5.67%	4.97%
18-May-23	21,035,053.06	103.610743	6.54%	6.73%	6.92%	5.69%	4.98%
17-May-23	21,029,971.30	103.585712	6.48%	6.70%	6.90%	5.68%	4.97%
16-May-23	21,025,452.54	103.563455	6.47%	6.68%	6.91%	5.68%	4.97%
15-May-23	21,021,292.87	103.542966	6.49%	6.70%	6.93%	5.68%	4.97%
14-May-23	21,017,112.90	103.522377	6.51%	6.71%	6.94%	5.68%	4.98%
13-May-23	21,012,906.29	103.501656	6.52%	6.71%	6.96%	5.68%	4.98%
12-May-23	21,008,699.51	103.480935	6.56%	6.74%	6.97%	5.68%	4.98%
11-May-23	21,004,535.26	103.460424	6.57%	6.75%	6.99%	5.68%	4.98%
10-May-23	21,000,415.59	103.440132	6.59%	6.76%	7.00%	5.69%	4.98%
9-May-23	20,996,290.14	103.419812	6.62%	6.77%	7.02%	5.69%	4.98%
8-May-23	20,992,064.27	103.398997	6.63%	6.78%	7.04%	5.69%	4.98%
7-May-23	20,987,722.01	103.377608	6.64%	6.78%	7.06%	5.69%	4.98%

Fecha	Patrimonio neto del Fondo	Valor Cuota	Rentabilidad				
			30 días	60 días	90 días	180 días	365 días
6-May-23	20,983,508.50	103.356854	6.65%	6.85%	7.07%	5.69%	4.98%
5-May-23	20,979,294.81	103.336099	6.68%	6.86%	7.09%	5.69%	4.98%
4-May-23	20,975,181.84	103.315840	6.60%	6.88%	7.10%	5.69%	4.99%
3-May-23	20,970,924.50	103.294870	6.61%	6.89%	7.11%	5.70%	4.99%
2-May-23	20,966,575.89	103.273450	6.63%	6.89%	7.18%	5.70%	4.99%
1-May-23	20,961,935.49	103.250593	6.61%	6.90%	7.13%	5.70%	4.99%
30-Apr-23	20,957,772.12	103.230086	6.62%	6.94%	6.95%	5.67%	4.98%
29-Apr-23	20,956,508.87	103.223864	6.64%	7.04%	7.00%	5.67%	4.98%
28-Apr-23	20,955,324.32	103.218029	6.66%	7.06%	7.05%	5.67%	4.98%
27-Apr-23	20,954,241.95	103.212698	6.75%	7.11%	7.11%	5.69%	4.99%
26-Apr-23	20,950,859.38	103.196037	6.76%	7.08%	7.12%	5.69%	4.99%
25-Apr-23	20,947,455.83	103.179272	6.77%	7.06%	7.13%	5.71%	4.99%
24-Apr-23	20,942,717.15	103.155931	6.73%	7.00%	7.11%	5.67%	4.98%
23-Apr-23	20,941,402.68	103.149457	6.88%	7.08%	7.16%	5.70%	4.99%
22-Apr-23	20,937,687.26	103.131156	6.91%	7.08%	7.16%	5.70%	4.99%
21-Apr-23	20,933,971.70	103.112854	6.93%	7.09%	7.17%	5.70%	4.99%
20-Apr-23	20,930,123.96	103.093902	6.94%	7.10%	7.17%	5.70%	4.99%
19-Apr-23	20,926,566.15	103.076377	7.02%	7.12%	7.17%	5.70%	5.00%
18-Apr-23	20,922,567.97	103.056684	6.98%	7.12%	7.17%	5.71%	5.00%
17-Apr-23	20,918,565.03	103.036967	6.98%	7.13%	7.17%	5.71%	5.00%
16-Apr-23	20,914,186.84	103.015402	6.96%	7.14%	7.15%	5.71%	5.00%
15-Apr-23	20,909,731.82	102.993458	6.97%	7.16%	7.15%	5.71%	5.00%
14-Apr-23	20,905,276.62	102.971513	6.97%	7.17%	7.14%	5.71%	5.00%
13-Apr-23	20,900,821.23	102.949568	6.97%	7.19%	7.13%	5.72%	5.01%
12-Apr-23	20,896,090.74	102.926267	6.98%	7.19%	7.12%	5.72%	5.01%
11-Apr-23	20,891,644.64	102.904367	6.99%	7.21%	23.56%	5.72%	5.01%
10-Apr-23	20,887,265.23	102.882796	6.99%	7.22%	23.27%	5.72%	5.01%
9-Apr-23	20,882,681.72	102.860219	6.99%	7.23%	23.07%	5.72%	5.01%
8-Apr-23	20,878,245.42	102.838368	6.99%	7.26%	22.88%	5.72%	5.01%
7-Apr-23	20,873,808.94	102.816515	6.99%	7.28%	22.70%	5.72%	5.01%
6-Apr-23	20,869,372.28	102.794662	7.12%	7.30%	22.51%	5.73%	5.01%
5-Apr-23	20,864,802.17	102.772151	7.12%	7.31%	22.26%	2.51%	3.43%
4-Apr-23	21,191,113.11	104.379436	7.12%	7.31%	6.98%	2.47%	4.43%
3-Apr-23	21,186,699.03	104.357694	7.12%	7.32%	6.97%	4.42%	4.43%
2-Apr-23	21,182,015.64	104.334625	7.12%	7.42%	6.96%	4.41%	4.43%
1-Apr-23	21,177,791.04	104.313817	7.15%	7.35%	6.96%	4.42%	4.43%
31-Mar-23	21,173,464.19	104.292504	7.22%	7.08%	6.96%	4.39%	4.42%
30-Mar-23	21,171,920.99	104.284903	7.40%	7.14%	6.98%	4.39%	4.42%
29-Mar-23	21,170,382.50	104.277325	7.43%	7.21%	6.95%	4.40%	4.42%
28-Mar-23	21,167,676.15	104.263994	7.42%	7.25%	15.05%	4.41%	4.43%
27-Mar-23	21,164,230.36	104.247022	7.37%	7.26%	14.98%	4.41%	4.43%
26-Mar-23	21,160,571.74	104.229001	7.30%	7.26%	15.02%	4.42%	4.43%
25-Mar-23	21,156,611.28	104.209493	7.22%	7.26%	15.06%	4.42%	4.43%
24-Mar-23	21,152,631.67	104.189891	7.23%	7.26%	15.10%	4.42%	4.43%
23-Mar-23	21,148,563.58	104.169853	7.22%	7.25%	15.13%	4.42%	4.44%
22-Mar-23	21,144,494.02	104.149808	7.22%	7.24%	15.17%	4.42%	4.44%
21-Mar-23	21,140,427.48	104.129778	7.22%	7.24%	15.21%	4.43%	4.44%
20-Mar-23	21,135,605.16	104.106025	7.18%	7.21%	15.16%	4.41%	4.43%
19-Mar-23	21,132,314.84	104.089818	7.23%	7.22%	15.15%	4.42%	4.44%
18-Mar-23	21,128,342.86	104.070253	7.24%	7.22%	15.13%	4.42%	4.44%
17-Mar-23	21,124,270.71	104.050196	7.28%	7.21%	15.14%	4.43%	4.44%

Fecha	Patrimonio neto del Fondo	Valor Cuota	Rentabilidad				
			30 días	60 días	90 días	180 días	365 días
16-Mar-23	21,119,725.01	104.027805	7.31%	7.20%	15.14%	4.43%	4.44%
15-Mar-23	21,115,265.38	104.005839	7.34%	7.18%	15.14%	4.43%	4.44%
14-Mar-23	21,110,817.73	103.983931	7.36%	7.18%	15.14%	4.44%	4.45%
13-Mar-23	21,105,848.72	103.959456	7.36%	7.15%	15.13%	4.43%	4.45%
12-Mar-23	21,101,368.59	103.937388	7.38%	-0.26%	15.13%	4.43%	4.45%
11-Mar-23	21,096,921.55	103.915484	7.41%	-0.28%	15.13%	4.43%	4.45%
10-Mar-23	21,092,474.32	103.893579	7.44%	-0.29%	15.12%	4.43%	4.45%
9-Mar-23	21,088,019.77	103.871637	7.49%	-0.30%	15.11%	4.44%	4.45%
8-Mar-23	21,083,563.02	103.849685	7.52%	-0.31%	15.11%	4.46%	4.46%
7-Mar-23	21,077,013.92	103.817426	7.43%	-0.39%	15.05%	4.44%	4.45%
6-Mar-23	21,072,481.46	103.795101	7.46%	-0.40%	15.05%	4.44%	4.45%
5-Mar-23	21,067,886.49	103.772468	7.47%	-0.41%	15.05%	4.44%	4.45%
4-Mar-23	21,063,438.05	103.750557	7.49%	-0.42%	15.05%	4.44%	4.46%
3-Mar-23	21,058,854.50	103.727980	7.67%	-0.44%	15.05%	4.44%	4.46%
2-Mar-23	21,054,099.91	103.704561	7.51%	-0.46%	15.04%	4.45%	4.46%
1-Mar-23	21,048,608.61	103.677513	6.89%	-0.50%	15.01%	4.45%	4.46%
28-Feb-23	21,043,895.13	103.654296	6.84%	-0.56%	14.99%	4.42%	4.45%
27-Feb-23	21,041,905.24	103.644494	6.95%	-0.62%	14.87%	4.43%	4.45%
26-Feb-23	21,039,368.63	103.632000	7.03%	11.32%	14.89%	4.43%	4.45%
25-Feb-23	21,036,831.92	103.619505	7.10%	11.24%	14.92%	4.43%	4.45%
24-Feb-23	21,034,295.10	103.607010	7.18%	11.34%	14.95%	4.43%	4.45%
23-Feb-23	21,031,765.32	103.594549	7.26%	11.43%	14.98%	4.44%	4.46%
22-Feb-23	21,027,676.98	103.574411	7.24%	11.48%	14.98%	4.44%	4.46%
21-Feb-23	21,023,874.69	103.555683	7.24%	11.54%	14.98%	4.45%	4.46%
20-Feb-23	21,019,775.99	103.535494	7.22%	11.59%	14.98%	4.45%	4.46%
19-Feb-23	21,015,672.80	103.515283	7.21%	11.64%	14.98%	4.45%	4.46%
18-Feb-23	21,011,583.30	103.495140	7.19%	11.59%	14.98%	4.45%	4.46%
17-Feb-23	21,007,493.63	103.474996	7.17%	11.55%	14.97%	4.45%	4.47%
16-Feb-23	21,003,397.28	103.454819	7.16%	11.52%	14.97%	4.46%	4.47%
15-Feb-23	20,998,541.62	103.430901	7.10%	11.51%	14.96%	4.46%	4.47%
14-Feb-23	20,993,575.93	103.406442	7.04%	11.49%	14.94%	4.46%	4.47%
13-Feb-23	20,988,713.65	103.382493	6.99%	11.48%	14.92%	4.46%	4.47%
12-Feb-23	20,983,842.92	103.358501	6.95%	11.46%	14.90%	4.46%	4.47%
11-Feb-23	20,978,980.45	103.334551	6.89%	11.45%	14.88%	4.46%	4.47%
10-Feb-23	20,974,118.53	103.310603	6.77%	11.43%	14.87%	4.46%	4.48%
9-Feb-23	20,969,252.59	103.286635	6.70%	11.42%	14.85%	4.47%	4.48%
8-Feb-23	20,964,319.33	103.262335	6.66%	11.39%	14.88%	4.47%	4.48%
7-Feb-23	20,958,950.22	103.235889	6.59%	11.35%	14.85%	4.47%	4.48%
6-Feb-23	20,953,988.20	103.211448	6.54%	11.32%	14.83%	4.47%	4.48%
5-Feb-23	20,949,049.78	103.187123	6.49%	11.29%	14.81%	4.47%	4.48%
4-Feb-23	20,944,129.82	103.162889	6.44%	11.28%	14.79%	4.47%	4.48%
3-Feb-23	20,939,344.67	103.139320	6.40%	11.26%	14.78%	4.47%	4.48%
2-Feb-23	20,934,630.61	103.116100	6.37%	11.25%	14.76%	4.50%	4.50%
1-Feb-23	20,926,901.28	103.078028	6.16%	11.15%	14.68%	4.45%	4.47%
31-Jan-23	20,924,952.14	103.068427	6.28%	11.22%	14.72%	4.38%	4.44%
30-Jan-23	20,930,004.88	103.093315	6.81%	11.49%	14.87%	4.46%	4.48%
29-Jan-23	20,926,191.25	103.074531	6.74%	11.49%	14.88%	4.46%	4.48%
28-Jan-23	20,922,365.05	103.055684	6.52%	11.25%	14.87%	4.46%	4.48%
27-Jan-23	20,918,538.65	103.036837	30.48%	11.25%	14.86%	4.47%	4.48%
26-Jan-23	20,914,704.21	103.017950	30.23%	11.25%	14.85%	4.47%	4.48%
25-Jan-23	20,910,877.61	102.999102	30.36%	11.25%	14.84%	4.47%	4.48%

Fecha	Patrimonio neto del Fondo	Valor Cuota	Rentabilidad				
			30 días	60 días	90 días	180 días	365 días
24-Jan-23	20,907,046.93	102.980233	30.46%	11.26%	14.84%	4.47%	4.49%
23-Jan-23	20,903,243.68	102.961500	30.58%	11.26%	14.84%	4.47%	4.49%
22-Jan-23	20,899,460.51	102.942865	30.71%	11.26%	14.93%	4.47%	4.49%
21-Jan-23	20,895,690.18	102.924294	30.83%	11.27%	14.83%	4.47%	4.49%
20-Jan-23	20,891,919.69	102.905722	30.96%	11.27%	14.82%	4.47%	4.49%
19-Jan-23	20,888,142.27	102.887116	30.88%	11.28%	14.82%	4.47%	4.49%
18-Jan-23	20,884,354.72	102.868460	30.81%	11.28%	14.82%	4.47%	4.49%
17-Jan-23	20,880,578.68	102.849861	30.77%	11.28%	14.76%	4.47%	4.49%
16-Jan-23	20,876,793.24	102.831215	30.81%	11.29%	14.76%	4.48%	4.49%
15-Jan-23	20,872,851.24	102.811798	30.83%	11.29%	14.72%	4.48%	4.49%
14-Jan-23	20,868,786.69	102.791778	30.86%	11.28%	14.68%	4.48%	4.49%
13-Jan-23	20,864,721.97	102.771756	30.88%	11.28%	14.65%	4.48%	4.49%
12-Jan-23	20,860,766.41	102.752273	30.90%	18.81%	14.62%	2.01%	3.28%
11-Jan-23	21,110,491.00	103.982322	42.92%	18.81%	14.59%	1.99%	3.24%
10-Jan-23	21,106,710.53	103.963701	42.96%	18.81%	14.56%	1.99%	3.24%
9-Jan-23	21,102,531.68	103.943117	42.95%	18.89%	14.53%	1.99%	3.24%
8-Jan-23	21,098,476.04	103.923141	42.95%	18.88%	14.50%	1.99%	3.24%
7-Jan-23	21,094,420.23	103.903163	42.96%	18.88%	14.47%	1.99%	3.24%
6-Jan-23	21,090,364.27	103.883185	42.95%	18.87%	14.43%	1.99%	3.24%
5-Jan-23	21,086,300.13	103.863167	42.98%	18.87%	14.40%	1.99%	4.30%
4-Jan-23	21,082,187.58	103.842910	42.99%	18.86%	15.38%	1.99%	4.30%
3-Jan-23	21,078,078.14	103.822668	43.01%	18.86%	15.20%	4.43%	4.31%
2-Jan-23	21,073,950.53	103.802337	43.03%	18.85%	15.18%	4.43%	4.31%
1-Jan-23	21,069,894.37	103.782358	43.05%	18.85%	15.17%	4.44%	4.31%
31-Dec-22	21,065,837.95	103.762378	43.04%	18.80%	15.12%	4.42%	4.30%
30-Dec-22	21,063,314.41	103.749948	43.12%	18.84%	15.11%	4.40%	4.29%
29-Dec-22	21,063,319.62	103.749974	42.87%	18.94%	15.15%	8.33%	6.23%
28-Dec-22	20,654,930.75	101.738404	18.90%	6.88%	7.11%	4.48%	4.37%
27-Dec-22	20,655,252.74	101.739990	19.16%	6.99%	7.13%	4.54%	4.40%
26-Dec-22	20,649,371.94	101.711023	19.04%	6.91%	7.03%	4.54%	4.40%
25-Dec-22	20,643,967.24	101.684402	18.95%	6.85%	6.98%	4.54%	4.40%
24-Dec-22	20,638,228.72	101.656136	18.84%	6.79%	6.90%	4.54%	4.41%
23-Dec-22	20,632,489.96	101.627869	18.73%	6.87%	6.81%	4.55%	4.41%
22-Dec-22	20,626,759.46	101.599643	18.63%	6.65%	6.72%	4.55%	4.41%
21-Dec-22	20,620,987.80	101.571214	18.52%	6.59%	6.65%	4.51%	4.39%
20-Dec-22	20,618,647.71	101.559687	18.61%	6.63%	33.06%	4.52%	4.39%
19-Dec-22	20,616,056.14	101.546922	18.68%	6.66%	6.87%	4.52%	4.40%
18-Dec-22	20,613,001.04	101.531874	18.73%	6.59%	6.84%	4.54%	4.40%
17-Dec-22	20,608,747.29	101.510922	18.72%	6.57%	6.81%	4.54%	4.40%
16-Dec-22	20,604,493.36	101.489968	18.70%	6.50%	6.76%	4.54%	4.41%
15-Dec-22	20,600,114.59	101.468400	18.67%	6.43%	6.71%	4.54%	4.41%
14-Dec-22	20,595,828.13	101.447287	18.64%	6.38%	6.92%	4.54%	4.41%
13-Dec-22	20,591,553.79	101.426233	18.62%	6.32%	6.87%	4.54%	4.41%
12-Dec-22	20,587,239.98	101.404985	18.59%	6.26%	6.85%	4.54%	4.41%
11-Dec-22	20,582,954.33	101.383875	18.57%	6.21%	6.84%	4.54%	4.41%
10-Dec-22	20,579,021.12	101.364502	18.72%	6.16%	6.83%	4.54%	4.41%
9-Dec-22	20,575,087.75	101.345127	18.71%	6.11%	6.81%	4.54%	4.41%
8-Dec-22	20,571,138.43	101.325674	18.71%	6.07%	6.79%	4.54%	4.41%
7-Dec-22	20,567,313.55	101.306835	18.71%	6.03%	6.78%	4.55%	4.41%
6-Dec-22	20,562,970.46	101.285442	18.68%	5.97%	6.75%	4.55%	4.41%
5-Dec-22	20,558,785.47	101.264828	18.66%	7.39%	6.73%	4.55%	4.42%

Fecha	Patrimonio neto del Fondo	Valor Cuota	Rentabilidad				
			30 días	60 días	90 días	180 días	365 días
4-Dec-22	20,554,474.28	101.243593	18.64%	8.78%	6.72%	4.55%	4.42%
3-Dec-22	20,550,222.12	101.222649	18.61%	8.74%	6.70%	4.55%	4.42%
2-Dec-22	20,545,937.04	101.201542	18.59%	8.71%	6.68%	4.55%	4.42%
1-Dec-22	20,542,172.98	101.183002	18.51%	8.65%	6.66%	4.55%	4.42%
30-Nov-22	20,538,424.78	101.164539	18.52%	8.60%	6.67%	4.47%	4.38%
29-Nov-22	20,542,534.16	101.184781	18.96%	8.77%	6.82%	4.55%	4.42%
28-Nov-22	20,538,816.26	101.166468	18.94%	8.73%	6.79%	4.55%	4.42%
27-Nov-22	20,534,926.12	101.147306	18.90%	8.62%	6.79%	4.55%	4.42%
26-Nov-22	20,531,086.93	101.128396	18.87%	8.55%	6.78%	4.55%	4.42%
25-Nov-22	20,527,247.59	101.109485	18.85%	8.51%	6.75%	4.55%	4.42%
24-Nov-22	20,523,468.81	101.090872	18.84%	8.45%	6.73%	4.55%	4.42%
23-Nov-22	20,519,610.05	101.071865	19.11%	8.37%	6.70%	4.55%	4.42%
22-Nov-22	20,515,690.65	101.052560	18.79%	8.30%	6.67%	4.55%	4.42%
21-Nov-22	20,511,822.98	101.033509	18.78%	8.24%	6.65%	4.55%	4.42%
20-Nov-22	20,507,975.31	101.014557	18.77%	47.70%	6.63%	4.55%	4.42%
19-Nov-22	20,504,189.24	100.995908	18.76%	8.48%	6.61%	4.55%	4.42%
18-Nov-22	20,500,403.01	100.977258	18.58%	8.43%	6.59%	4.56%	4.43%
17-Nov-22	20,496,442.38	100.957750	18.56%	8.39%	6.56%	4.56%	4.43%
16-Nov-22	20,492,618.86	100.938917	18.44%	8.33%	6.54%	4.56%	4.43%
15-Nov-22	20,488,806.24	100.920137	18.34%	8.27%	6.53%	4.56%	4.43%
14-Nov-22	20,484,960.18	100.901193	18.25%	8.60%	6.52%	4.56%	4.43%
13-Nov-22	20,481,095.07	100.882155	18.16%	8.53%	6.50%	4.56%	4.43%
12-Nov-22	20,477,307.94	100.863501	18.09%	8.52%	6.49%	4.56%	4.43%
11-Nov-22	20,473,520.66	100.844846	18.00%	8.51%	6.48%	4.59%	4.44%
10-Nov-22	20,467,127.24	100.813355	17.76%	8.42%	6.41%	4.56%	4.43%
9-Nov-22	20,463,362.40	100.794810	17.68%	8.40%	6.40%	4.56%	4.43%
8-Nov-22	20,459,565.86	100.776110	17.60%	8.38%	6.38%	4.57%	4.43%
7-Nov-22	20,455,741.61	100.757273	17.52%	8.36%	6.36%	4.57%	4.44%
6-Nov-22	20,451,910.09	100.738401	17.43%	8.33%	6.35%	4.57%	4.44%
5-Nov-22	20,448,121.82	100.719741	20.31%	8.32%	6.34%	4.57%	4.44%
4-Nov-22	20,444,333.36	100.701080	8.02%	8.31%	6.32%	4.57%	4.44%
3-Nov-22	20,440,555.52	100.682472	7.97%	8.30%	6.30%	4.57%	4.44%
2-Nov-22	20,436,736.79	100.663663	7.93%	8.27%	6.29%	4.56%	4.43%
1-Nov-22	20,434,316.71	100.651742	7.90%	8.29%	6.25%	4.57%	4.44%
31-Oct-22	20,430,440.99	100.632652	7.78%	8.30%	6.20%	4.57%	4.44%
30-Oct-22	20,427,177.79	100.616579	7.68%	8.30%	6.17%	4.57%	4.44%
29-Oct-22	20,423,924.06	100.600552	7.62%	8.28%	6.12%	4.57%	4.44%
28-Oct-22	20,420,670.20	100.584525	7.45%	8.30%	6.06%	4.57%	4.44%
27-Oct-22	20,417,395.14	100.568393	7.33%	8.29%	6.00%	4.57%	4.44%
26-Oct-22	20,414,044.94	100.551891	7.29%	8.26%	5.95%	4.57%	4.44%
25-Oct-22	20,410,382.37	100.533851	7.17%	8.23%	5.89%	4.62%	4.47%
24-Oct-22	20,402,118.39	100.493145	6.76%	8.06%	5.75%	4.53%	4.42%
23-Oct-22	20,403,583.87	100.500364	6.92%	8.17%	5.79%	4.58%	4.45%
22-Oct-22	20,399,980.21	100.482614	6.81%	8.15%	5.73%	4.58%	4.45%
21-Oct-22	20,396,376.38	100.464862	85.14%	8.13%	5.66%	4.58%	4.45%
20-Oct-22	20,392,779.31	100.447145	7.33%	8.11%	5.60%	4.55%	4.43%
19-Oct-22	20,391,959.90	100.443109	7.39%	8.16%	5.60%	4.58%	4.45%
18-Oct-22	20,388,409.41	100.425620	7.33%	8.13%	5.54%	4.56%	4.44%
17-Oct-22	20,386,586.28	100.416640	7.34%	8.16%	5.51%	4.56%	4.44%
16-Oct-22	20,384,570.15	100.406709	7.33%	8.20%	5.46%	4.57%	4.44%
15-Oct-22	20,382,209.79	100.395083	8.06%	8.23%	5.48%	4.57%	4.44%

Fecha	Patrimonio neto del Fondo	Valor Cuota	Rentabilidad				
			30 días	60 días	90 días	180 días	365 días
14-Oct-22	20,379,849.31	100.383456	8.02%	8.25%	5.44%	4.57%	4.45%
13-Oct-22	20,377,400.81	100.371396	8.07%	8.27%	5.40%	4.57%	4.44%
12-Oct-22	20,375,097.19	100.360049	8.15%	8.29%	5.35%	4.57%	4.45%
11-Oct-22	20,372,759.02	100.348532	8.20%	8.31%	5.30%	4.57%	4.45%
10-Oct-22	20,370,355.35	100.336693	8.24%	8.33%	5.27%	4.57%	4.45%
9-Oct-22	20,367,898.09	100.324589	8.27%	8.35%	5.24%	4.57%	4.45%
8-Oct-22	20,365,533.39	100.312942	8.32%	8.36%	5.22%	4.57%	4.45%
7-Oct-22	20,363,168.59	100.301293	8.36%	8.39%	5.16%	5.06%	4.69%
6-Oct-22	15,194,414.03	100.049477	5.50%	6.95%	4.15%	2.56%	4.56%
5-Oct-22	15,344,125.96	101.035274	5.54%	13.03%	4.06%	2.54%	4.52%
4-Oct-22	15,341,949.67	101.020944	5.57%	13.03%	4.01%	4.75%	4.52%
3-Oct-22	15,339,566.74	101.005253	5.55%	13.02%	3.97%	4.74%	4.51%
2-Oct-22	15,338,181.76	100.996133	5.62%	12.99%	3.98%	4.74%	4.51%
1-Oct-22	15,336,827.09	100.987213	5.75%	12.97%	4.03%	4.74%	4.51%
30-Sep-22	15,335,578.63	100.978993	5.85%	12.98%	4.01%	4.74%	4.52%
29-Sep-22	15,333,946.18	100.968244	5.87%	12.94%	3.97%	4.72%	4.51%
28-Sep-22	15,333,603.47	100.965987	6.07%	12.93%	3.92%	4.73%	4.51%
27-Sep-22	15,332,696.64	100.960016	6.17%	12.91%	3.90%	4.75%	4.52%
26-Sep-22	15,330,676.47	100.946714	6.17%	12.84%	3.87%	4.74%	4.52%
25-Sep-22	15,329,497.14	100.938948	6.22%	12.81%	3.85%	4.73%	4.51%
24-Sep-22	15,328,535.60	100.932617	6.31%	12.81%	3.84%	4.73%	4.51%
23-Sep-22	15,327,574.02	100.926285	6.35%	12.79%	3.82%	4.74%	4.52%
22-Sep-22	15,326,220.92	100.917376	6.41%	12.76%	3.79%	16.96%	10.54%
21-Sep-22	15,172,596.85	94.828730	-67.21%	-24.25%	-20.60%	-7.83%	n.a.
20-Sep-22	10,083,988.65	100.839887	5.83%	12.31%	3.48%	4.74%	4.52%
19-Sep-22	10,083,044.18	100.830442	5.87%	12.27%	3.46%	4.75%	4.52%
18-Sep-22	10,081,793.83	100.817938	5.87%	12.21%	3.40%	4.74%	4.52%
17-Sep-22	10,080,883.50	100.808835	5.92%	12.17%	3.43%	4.75%	4.52%
16-Sep-22	10,079,973.14	100.799731	6.01%	12.10%	3.40%	4.87%	4.59%
15-Sep-22	10,072,772.44	100.727724	5.33%	11.76%	3.12%	4.75%	4.53%
14-Sep-22	10,071,934.43	100.719344	5.40%	11.72%	3.10%	4.76%	4.53%
13-Sep-22	10,070,361.52	100.703615	5.41%	11.63%	3.05%	4.77%	4.54%
12-Sep-22	10,068,576.85	100.685769	5.36%	11.53%	3.00%	4.77%	4.53%
11-Sep-22	10,066,974.05	100.669741	5.34%	11.43%	2.98%	4.76%	4.53%
10-Sep-22	10,065,495.90	100.654959	5.35%	11.36%	2.95%	4.76%	4.54%
9-Sep-22	10,064,017.69	100.640177	5.34%	11.31%	2.90%	4.77%	4.54%
8-Sep-22	10,062,504.87	100.625049	5.34%	11.25%	2.85%	4.77%	4.54%
7-Sep-22	10,061,030.10	100.610301	5.35%	11.14%	-0.25%	4.77%	4.54%
6-Sep-22	10,059,459.89	100.594599	5.34%	11.06%	1.07%	4.77%	4.54%
5-Sep-22	10,057,741.47	100.577415	5.31%	3.34%	0.42%	4.77%	4.54%
4-Sep-22	10,056,066.73	100.560667	5.28%	3.25%	-2.57%	4.77%	4.54%
3-Sep-22	10,054,630.36	100.546304	5.28%	3.20%	-2.09%	4.77%	4.54%
2-Sep-22	10,053,193.70	100.531937	5.14%	3.17%	-2.11%	4.78%	4.55%
1-Sep-22	10,051,196.43	100.511964	4.97%	3.19%	-2.15%	4.77%	4.54%
31-Aug-22	10,049,588.02	100.495880	4.89%	3.10%	-3.87%	4.77%	4.54%
30-Aug-22	10,048,338.49	100.483385	4.78%	3.04%	-3.87%	4.78%	4.55%
29-Aug-22	10,046,462.66	100.464627	4.58%	2.86%	-3.91%	4.77%	4.54%
28-Aug-22	10,045,026.25	100.450263	4.42%	2.79%	-2.16%	4.77%	4.54%
27-Aug-22	10,043,776.83	100.437768	4.30%	2.74%	-3.97%	4.77%	4.54%
26-Aug-22	10,042,527.36	100.425274	4.19%	2.68%	-3.99%	4.77%	4.54%
25-Aug-22	10,041,215.12	100.412151	4.10%	2.63%	-4.01%	4.77%	4.54%

Fecha	Patrimonio neto del Fondo	Valor Cuota	Rentabilidad				
			30 días	60 días	90 días	180 días	365 días
24-Aug-22	10,040,202.01	100.402020	4.01%	2.58%	-3.24%	4.77%	4.55%
23-Aug-22	10,038,838.57	100.388386	3.88%	2.51%	-2.52%	4.78%	4.55%
22-Aug-22	10,037,322.30	100.373223	3.72%	2.42%	-2.54%	4.78%	4.55%
21-Aug-22	10,035,914.19	100.359142	3.57%	2.34%	-2.42%	4.77%	4.55%
20-Aug-22	10,034,664.38	100.346644	3.45%	2.28%	-2.57%	4.77%	4.55%
19-Aug-22	10,033,414.52	100.334145	3.34%	2.19%	-2.58%	4.78%	4.55%
18-Aug-22	10,032,067.28	100.320673	3.20%	2.21%	-2.60%	4.78%	4.55%
17-Aug-22	10,030,455.18	100.304552	2.98%	2.13%	-3.09%	4.78%	4.55%
16-Aug-22	10,028,817.74	100.288177	2.97%	2.04%	-3.20%	4.78%	4.55%
15-Aug-22	10,027,395.08	100.273951	2.82%	1.97%	-2.01%	4.78%	4.55%
14-Aug-22	10,025,798.28	100.257983	2.64%	1.90%	-2.65%	4.78%	4.55%
13-Aug-22	10,024,375.50	100.243755	2.49%	1.85%	-3.36%	4.78%	4.55%
12-Aug-22	10,022,952.66	100.229527	2.30%	1.82%	-3.37%	4.79%	4.56%
11-Aug-22	10,021,405.87	100.214059	2.15%	1.78%	-3.38%	4.78%	4.55%
10-Aug-22	10,019,949.69	100.200000	2.05%	1.71%	-2.77%	4.79%	4.56%
9-Aug-22	10,018,534.33	100.185343	1.96%	1.63%	-3.19%	4.79%	4.56%
8-Aug-22	10,017,045.65	100.170000	1.73%	-3.00%	-3.57%	4.79%	4.56%
7-Aug-22	10,015,495.80	100.154958	1.57%	-1.03%	-3.59%	4.79%	4.56%
6-Aug-22	10,014,070.45	100.140705	1.42%	-1.98%	-1.60%	4.79%	4.56%
5-Aug-22	10,012,645.04	100.126450	1.29%	-6.43%	-1.61%	4.79%	4.56%
4-Aug-22	10,011,198.32	100.111983	1.17%	-5.72%	-1.62%	4.77%	4.55%
3-Aug-22	10,010,884.07	100.108841	1.27%	-5.68%	-3.59%	4.77%	4.55%
2-Aug-22	10,010,307.36	100.103074	1.47%	-5.66%	-3.04%	4.78%	4.56%
1-Aug-22	10,009,321.45	100.093215	1.37%	-8.19%	-3.65%	4.77%	4.55%
31-Jul-22	10,008,996.53	100.089965	1.35%	-8.14%	-3.64%	4.76%	4.55%
30-Jul-22	10,008,800.82	100.088008	1.20%	-8.10%	-3.60%	4.76%	4.55%
29-Jul-22	10,008,649.53	100.086495	1.22%	-5.40%	-3.56%	4.77%	4.55%
28-Jul-22	10,008,418.94	100.084189	1.23%	-8.05%	-3.53%	4.77%	4.55%
27-Jul-22	10,008,094.11	100.080941	1.23%	-8.02%	-3.39%	4.77%	4.55%
26-Jul-22	10,007,524.21	100.075242	1.21%	-8.01%	-3.51%	4.77%	4.55%
25-Jul-22	10,007,193.60	100.071936	1.19%	-6.82%	-2.26%	4.77%	4.55%
24-Jul-22	10,006,898.51	100.068985	1.18%	-5.68%	0.31%	4.77%	4.55%
23-Jul-22	10,006,736.72	100.067367	1.17%	-5.62%	0.45%	4.77%	4.55%
22-Jul-22	10,006,572.73	100.065727	1.15%	-5.38%	0.49%	4.77%	4.55%
21-Jul-22	10,006,256.27	100.062563	1.15%	-5.54%	0.53%	4.77%	4.55%
20-Jul-22	10,005,986.49	100.059865	1.09%	-5.51%	0.56%	4.77%	4.55%
19-Jul-22	10,005,716.54	100.057165	1.26%	-5.47%	3.60%	4.76%	4.55%
18-Jul-22	10,005,940.77	100.059408	1.31%	-6.09%	0.96%	4.79%	4.56%
17-Jul-22	10,004,390.93	100.043909	1.15%	-6.25%	0.42%	4.77%	4.55%
16-Jul-22	10,004,224.58	100.042246	1.15%	-4.39%	-0.50%	4.77%	4.55%
15-Jul-22	10,004,058.23	100.040582	1.18%	-5.27%	-0.46%	4.77%	4.55%
14-Jul-22	10,003,917.31	100.039173	1.24%	-6.25%	-0.42%	4.76%	4.55%
13-Jul-22	10,004,051.24	100.040512	1.38%	-6.18%	-0.36%	4.77%	4.55%
12-Jul-22	10,003,704.97	100.037050	1.43%	-6.13%	-1.01%	4.78%	4.55%
11-Jul-22	10,003,118.26	100.031183	1.39%	-5.16%	-1.77%	4.78%	4.56%
10-Jul-22	10,002,460.89	100.024609	1.33%	-5.73%	-2.63%	4.76%	4.55%
9-Jul-22	10,002,790.94	100.027909	-7.69%	-6.20%	-2.61%	4.77%	4.55%
8-Jul-22	10,002,625.92	100.026259	-3.60%	-6.15%	-2.57%	2.24%	3.30%
7-Jul-22	10,127,209.75	101.272098	-5.38%	-3.11%	1.84%	2.21%	4.25%
6-Jul-22	10,126,911.76	101.269118	-14.13%	-3.05%	3.30%	2.21%	4.25%
5-Jul-22	10,126,432.38	101.264324	-12.59%	-3.01%	3.14%	2.22%	4.26%

Fecha	Patrimonio neto del Fondo	Valor Cuota	Rentabilidad				
			30 días	60 días	90 días	180 días	365 días
4-Jul-22	10,125,355.15	101.253552	-12.61%	-6.01%	3.10%	2.25%	4.27%
3-Jul-22	10,123,082.99	101.230830	-12.78%	-5.29%	-0.34%	2.21%	4.25%
2-Jul-22	10,122,923.01	101.229230	-17.73%	-6.15%	-1.19%	2.21%	4.25%
1-Jul-22	10,122,763.02	101.227630	-17.60%	-6.13%	-1.15%	2.18%	4.24%
30-Jun-22	10,123,822.30	101.238223	-17.38%	-6.00%	-1.06%	2.21%	4.25%
29-Jun-22	10,123,538.66	101.235387	-12.01%	-5.94%	-2.38%	2.21%	4.25%
28-Jun-22	10,123,151.37	101.231514	-17.32%	-5.90%	-1.05%	2.21%	4.25%
27-Jun-22	10,122,862.99	101.228630	-17.26%	-5.70%	-2.16%	2.21%	4.25%
26-Jun-22	10,122,472.51	101.224725	-17.21%	-5.87%	-2.14%	2.21%	4.25%
25-Jun-22	10,122,267.36	101.222674	-14.82%	-3.98%	4.31%	2.21%	4.25%
24-Jun-22	10,122,062.21	101.220622	-12.54%	-0.13%	4.35%	2.20%	4.25%
23-Jun-22	10,122,030.38	101.220304	-12.40%	0.09%	4.40%	2.20%	4.25%
22-Jun-22	10,122,042.58	101.220426	-11.89%	0.16%	4.35%	2.21%	4.25%
21-Jun-22	10,121,698.88	101.216989	-12.22%	0.22%	3.60%	2.20%	4.25%
20-Jun-22	10,121,920.03	101.219200	-12.09%	0.30%	3.43%	2.24%	4.26%
19-Jun-22	10,120,262.60	101.202626	-12.19%	4.77%	2.50%	2.21%	4.25%
18-Jun-22	10,120,055.94	101.200559	-13.48%	0.79%	7.22%	2.21%	4.25%
17-Jun-22	10,119,849.27	101.198493	-13.63%	0.06%	7.26%	2.21%	4.25%
16-Jun-22	10,119,694.06	101.196941	-9.92%	-1.33%	7.30%	2.21%	4.25%
15-Jun-22	10,119,238.02	101.192380	-11.71%	-1.28%	7.01%	2.22%	4.26%
14-Jun-22	10,118,637.42	101.186374	-13.73%	-1.25%	5.59%	2.22%	4.26%
13-Jun-22	10,117,616.40	101.176164	-13.71%	-1.23%	4.76%	2.22%	4.26%
12-Jun-22	10,116,795.12	101.167951	-13.67%	-2.23%	2.52%	2.21%	4.25%
11-Jun-22	10,116,588.34	101.165883	-11.70%	-3.34%	1.26%	2.21%	4.25%
10-Jun-22	10,116,381.55	101.163816	-12.79%	-4.60%	1.30%	0.68%	3.50%
9-Jun-22	10,192,214.87	101.922149	-4.75%	-0.07%	4.36%	2.88%	4.56%
8-Jun-22	10,157,680.38	101.576804	-8.73%	-2.06%	6.20%	1.91%	4.09%
7-Jun-22	10,172,149.08	101.721491	-0.84%	5.44%	4.35%	0.72%	3.50%
6-Jun-22	10,245,885.86	102.458859	8.12%	12.07%	8.07%	2.45%	4.33%
5-Jun-22	10,232,330.64	102.323306	6.64%	11.05%	6.78%	2.20%	4.21%
4-Jun-22	10,231,425.92	102.314259	0.59%	11.01%	3.83%	2.20%	4.21%
3-Jun-22	10,230,521.04	102.305210	2.23%	5.87%	3.84%	1.35%	3.79%
2-Jun-22	10,272,608.43	102.726084	5.52%	7.09%	5.55%	2.20%	4.20%
1-Jun-22	10,271,386.84	102.713868	5.42%	7.09%	8.34%	2.19%	4.19%
31-May-22	10,270,564.88	102.705649	5.46%	7.11%	5.51%	3.08%	4.64%
30-May-22	10,224,489.37	102.244894	0.12%	2.39%	7.93%	1.29%	3.77%
29-May-22	10,269,362.43	102.693624	5.60%	7.10%	6.15%	2.19%	4.20%
28-May-22	10,268,529.98	102.685300	5.95%	5.38%	8.80%	2.19%	4.20%
27-May-22	10,267,697.50	102.676975	5.55%	5.38%	8.81%	2.58%	4.39%
26-May-22	10,247,100.34	102.471003	6.94%	13.96%	8.03%	2.57%	4.39%
25-May-22	10,227,451.55	102.274516	12.41%	12.86%	9.77%	2.20%	4.22%
24-May-22	10,226,247.22	102.262472	12.70%	12.86%	9.72%	2.27%	4.25%
23-May-22	10,221,978.92	102.219789	12.34%	12.53%	10.06%	2.13%	4.18%
22-May-22	10,224,356.04	102.243560	12.77%	11.56%	9.56%	2.20%	4.21%
21-May-22	10,223,513.10	102.235131	12.81%	11.23%	9.57%	2.20%	4.21%
20-May-22	10,222,670.13	102.226701	21.94%	9.88%	9.58%	1.97%	4.10%
19-May-22	10,233,443.30	102.334433	15.23%	17.69%	10.06%	2.16%	4.19%
18-May-22	10,234,489.92	102.344899	13.90%	17.83%	10.13%	2.81%	4.51%
17-May-22	10,202,869.16	102.028692	7.32%	15.99%	8.88%	1.89%	4.07%
16-May-22	10,217,553.34	102.175533	9.23%	16.47%	3.95%	1.85%	4.05%
15-May-22	10,234,127.07	102.341271	11.37%	15.35%	10.78%	2.20%	4.21%

Fecha	Patrimonio neto del Fondo	Valor Cuota	Rentabilidad				
			30 días	60 días	90 días	180 días	365 días
14-May-22	10,232,940.77	102.329408	11.37%	14.08%	10.82%	2.20%	4.21%
13-May-22	10,231,754.42	102.317544	9.31%	10.65%	10.81%	2.52%	4.37%
12-May-22	10,214,844.98	102.148450	5.08%	7.75%	10.18%	2.01%	4.12%
11-May-22	10,223,826.42	102.238264	3.62%	8.36%	10.55%	2.02%	4.12%
10-May-22	10,232,129.94	102.321299	4.62%	8.93%	10.93%	2.20%	4.21%
9-May-22	10,231,081.93	102.310819	4.64%	13.72%	10.91%	3.21%	4.71%
8-May-22	10,179,180.42	101.791804	-1.41%	6.95%	6.04%	2.22%	4.24%
7-May-22	10,177,984.62	101.779846	16.00%	8.04%	2.77%	2.22%	4.24%
6-May-22	10,176,788.77	101.767888	15.45%	6.84%	2.76%	1.20%	3.74%
5-May-22	10,226,460.90	102.264609	21.42%	5.46%	4.77%	2.47%	4.35%
4-May-22	10,211,845.54	102.118455	9.52%	4.65%	4.18%	1.90%	4.07%
3-May-22	10,226,248.93	102.262489	8.68%	5.58%	4.84%	2.19%	4.21%
2-May-22	10,225,833.00	102.258330	8.78%	9.78%	4.87%	2.20%	4.22%
1-May-22	10,224,638.16	102.246382	8.78%	5.54%	4.63%	2.21%	4.22%
30-Apr-22	10,223,443.25	102.234433	4.66%	11.84%	4.66%	2.20%	4.22%
29-Apr-22	10,222,296.27	102.222963	8.62%	6.42%	4.65%	2.26%	4.24%
28-Apr-22	10,218,529.78	102.185298	4.85%	10.20%	4.54%	2.13%	4.18%
27-Apr-22	10,221,067.02	102.210670	5.25%	10.42%	4.71%	2.82%	4.52%
26-Apr-22	10,188,957.00	101.889570	20.94%	8.56%	3.66%	3.48%	4.86%
25-Apr-22	10,124,221.95	101.242220	13.31%	8.43%	1.13%	2.28%	4.28%
24-Apr-22	10,120,567.57	101.205676	13.01%	8.21%	0.98%	2.23%	4.26%
23-Apr-22	10,119,344.02	101.193440	12.72%	8.89%	0.97%	2.23%	4.26%
22-Apr-22	10,118,120.42	101.181204	10.38%	7.94%	0.96%	2.23%	4.26%
21-Apr-22	10,116,966.52	101.169665	9.69%	7.94%	0.95%	3.72%	5.00%
20-Apr-22	10,041,582.65	100.415827	-1.90%	3.46%	-2.01%	0.90%	3.63%
19-Apr-22	10,106,951.28	101.069513	20.06%	7.46%	3.59%	1.97%	4.14%
18-Apr-22	10,118,918.53	101.189185	21.66%	8.23%	4.14%	1.75%	4.02%
17-Apr-22	10,141,836.05	101.418361	24.58%	9.64%	5.09%	2.22%	4.25%
16-Apr-22	10,140,613.41	101.406134	23.63%	1.34%	4.72%	2.22%	4.25%
15-Apr-22	10,139,390.72	101.393907	19.27%	10.45%	4.70%	2.22%	4.25%
14-Apr-22	10,138,167.98	101.381680	16.76%	10.51%	4.69%	4.08%	4.08%
13-Apr-22	10,154,026.21	101.540262	12.00%	11.53%	0.32%	4.03%	4.05%
12-Apr-22	10,172,410.16	101.724102	10.44%	12.70%	0.28%	3.96%	4.02%
11-Apr-22	10,193,519.31	101.935193	13.10%	14.00%	-0.04%	4.38%	4.22%
10-Apr-22	10,193,398.34	101.933983	13.23%	14.06%	-0.03%	4.40%	4.23%
9-Apr-22	10,192,175.91	101.921759	22.75%	14.01%	-0.04%	4.40%	4.23%
8-Apr-22	10,190,953.43	101.909534	15.30%	9.77%	-0.05%	5.10%	4.58%
7-Apr-22	10,154,409.51	101.544095	0.07%	-3.80%	-5.72%	2.13%	3.12%
6-Apr-22	10,157,772.52	101.577725	-1.74%	-3.54%	-5.56%	2.20%	3.15%
5-Apr-22	10,157,595.22	101.575952	-10.33%	-3.49%	-5.72%	0.52%	2.32%
4-Apr-22	10,241,667.51	102.416675	-0.22%	1.49%	1.94%	1.76%	2.92%
3-Apr-22	10,263,020.98	102.630210	2.45%	2.90%	2.73%	2.20%	3.13%
2-Apr-22	10,261,801.47	102.618015	10.72%	2.89%	3.15%	2.20%	3.13%
1-Apr-22	10,260,581.91	102.605819	2.29%	2.54%	3.14%	1.51%	2.79%
31-Mar-22	10,293,987.17	102.939872	18.94%	4.64%	4.49%	2.84%	3.44%
30-Mar-22	10,259,647.74	102.596477	4.20%	2.65%	-1.38%	1.62%	2.85%
29-Mar-22	10,287,544.88	102.875449	15.50%	4.36%	5.89%	2.19%	3.12%
28-Mar-22	10,286,660.60	102.866606	15.52%	4.41%	2.59%	5.36%	4.69%
27-Mar-22	10,124,681.97	101.246820	-3.75%	-4.90%	-8.16%	2.23%	3.17%
26-Mar-22	10,123,501.84	101.235018	3.51%	-4.90%	-5.31%	2.23%	3.17%
25-Mar-22	10,122,321.67	101.223217	3.37%	-4.98%	-5.32%	2.18%	3.15%

Fecha	Patrimonio neto del Fondo	Valor Cuota	Rentabilidad				
			30 días	60 días	90 días	180 días	365 días
24-Mar-22	10,123,486.13	101.234861	5.01%	-4.85%	-5.25%	1.84%	2.98%
23-Mar-22	10,141,614.32	101.416143	5.46%	-3.72%	-7.32%	2.11%	3.11%
22-Mar-22	10,146,143.42	101.461434	6.14%	-3.40%	0.34%	1.77%	2.94%
21-Mar-22	10,167,482.78	101.674828	8.84%	-2.07%	1.23%	4.51%	4.29%
20-Mar-22	10,051,195.13	100.511951	-5.05%	-4.57%	-3.39%	2.24%	3.20%
19-Mar-22	10,050,000.15	100.500002	-5.11%	-4.54%	-3.42%	2.24%	3.20%
18-Mar-22	10,048,805.12	100.488051	-5.20%	-4.56%	-3.42%	2.09%	3.12%
17-Mar-22	10,055,350.74	100.553507	-20.54%	-4.64%	-3.12%	1.53%	2.84%
16-Mar-22	10,089,613.45	100.896135	1.61%	-2.54%	-1.71%	1.82%	2.98%
15-Mar-22	10,108,948.83	101.089488	4.20%	-1.32%	1.80%	1.11%	2.62%
14-Mar-22	10,163,761.20	101.637612	10.94%	-5.47%	4.80%	1.57%	2.84%
13-Mar-22	10,194,937.33	101.949373	14.83%	-4.76%	0.31%	2.21%	3.15%
12-Mar-22	10,193,749.00	101.937490	14.73%	-6.55%	-0.80%	2.21%	3.15%
11-Mar-22	10,192,560.62	101.925606	14.72%	-6.58%	-0.81%	3.77%	3.92%
10-Mar-22	10,113,045.58	101.130456	5.17%	-11.22%	-3.89%	1.00%	2.57%
9-Mar-22	10,173,008.46	101.730085	4.18%	-7.63%	-0.08%	2.57%	3.33%
8-Mar-22	10,153,849.93	101.538499	-7.68%	-8.62%	0.15%	1.83%	2.97%
7-Mar-22	10,172,353.93	101.723539	-5.35%	-7.48%	0.97%	0.75%	2.44%
6-Mar-22	10,244,572.58	102.445726	3.37%	-3.44%	5.24%	2.20%	3.13%
5-Mar-22	10,243,477.67	102.434777	3.20%	3.01%	0.73%	2.20%	3.13%
4-Mar-22	10,242,376.71	102.423767	3.34%	2.88%	0.73%	3.57%	3.81%
3-Mar-22	10,172,215.42	101.722154	-4.88%	-0.56%	-1.98%	0.82%	2.47%
2-Mar-22	10,241,329.21	102.413292	2.79%	3.57%	0.31%	4.26%	4.15%
1-Mar-22	10,136,187.90	101.361879	-9.50%	-2.59%	-3.75%	0.44%	2.29%
28-Feb-22	10,224,321.08	102.243211	1.09%	-4.13%	-0.29%	3.49%	3.78%
27-Feb-22	10,158,124.82	101.581248	-6.69%	1.16%	-2.33%	2.22%	3.16%
26-Feb-22	10,157,072.17	101.570722	-6.61%	-3.75%	-2.67%	2.22%	3.16%
25-Feb-22	10,156,019.48	101.560195	-6.06%	-10.41%	-2.67%	3.43%	3.76%
24-Feb-22	10,094,358.72	100.943587	-13.28%	-9.67%	-5.05%	2.21%	3.17%
23-Feb-22	10,094,377.48	100.943775	-13.28%	-9.62%	-5.41%	2.46%	3.29%
22-Feb-22	10,081,980.67	100.819807	-14.65%	-10.30%	-4.74%	1.92%	3.03%
21-Feb-22	10,096,318.83	100.963188	-12.84%	-13.62%	-5.06%	2.23%	3.18%
20-Feb-22	10,095,236.73	100.952367	-12.86%	-2.51%	-5.16%	2.23%	3.18%
19-Feb-22	10,094,178.82	100.941788	-12.89%	-2.51%	-4.92%	2.23%	3.18%
18-Feb-22	10,093,120.87	100.931209	-4.11%	-2.60%	-4.92%	2.23%	3.18%
17-Feb-22	10,092,364.02	100.923640	-3.98%	-2.61%	-4.91%	2.22%	3.18%
16-Feb-22	10,091,922.29	100.919223	-3.94%	-2.57%	-4.97%	-0.53%	1.82%
15-Feb-22	10,228,053.70	102.280537	11.45%	5.57%	-0.01%	5.19%	4.61%
14-Feb-22	10,076,303.27	100.763033	-6.67%	-3.36%	-5.09%	2.26%	3.20%
13-Feb-22	10,074,180.06	100.741801	-6.82%	0.62%	-5.42%	2.23%	3.19%
12-Feb-22	10,073,155.97	100.731560	-21.68%	1.77%	-6.15%	2.23%	3.19%
11-Feb-22	10,072,131.83	100.721318	-24.06%	-6.79%	-6.15%	2.22%	3.18%
10-Feb-22	10,071,772.51	100.717725	-27.50%	-8.39%	-6.12%	2.24%	3.19%
9-Feb-22	10,070,705.23	100.707052	-27.56%	-8.39%	-6.97%	2.22%	3.18%
8-Feb-22	10,070,215.19	100.702152	-27.51%	-8.36%	-7.01%	0.85%	2.50%
7-Feb-22	10,138,197.42	101.381974	-19.37%	-2.17%	-4.48%	0.60%	2.37%
6-Feb-22	10,218,316.18	102.183162	-9.62%	4.05%	-2.67%	2.20%	3.14%
5-Feb-22	10,217,298.13	102.172981	-9.64%	4.12%	-0.05%	2.20%	3.14%
4-Feb-22	10,216,280.04	102.162800	-10.22%	6.17%	-0.05%	2.18%	3.13%
3-Feb-22	10,216,615.83	102.166158	2.86%	-0.48%	0.01%	2.23%	3.15%
2-Feb-22	10,214,325.18	102.143252	2.45%	-0.55%	2.74%	2.21%	3.14%

Fecha	Patrimonio neto del Fondo	Valor Cuota	Rentabilidad				
			30 días	60 días	90 días	180 días	365 días
1-Feb-22	10,213,207.36	102.132074	3.72%	-0.56%	2.90%	2.09%	3.09%
31-Jan-22	10,217,899.65	102.178997	4.37%	-0.92%	0.59%	2.22%	3.15%
30-Jan-22	10,215,989.48	102.159895	4.25%	-0.92%	0.56%	2.20%	3.14%
29-Jan-22	10,215,132.00	102.151320	-9.33%	-0.98%	0.31%	2.20%	3.14%
28-Jan-22	10,214,274.48	102.142745	8.98%	-0.19%	0.31%	2.22%	3.15%
27-Jan-22	10,212,579.52	102.125795	-0.96%	-0.74%	0.27%	2.30%	3.19%
26-Jan-22	10,206,898.39	102.068984	-14.90%	-1.01%	-0.85%	2.21%	3.15%
25-Jan-22	10,205,722.42	102.057224	-6.28%	-1.01%	-1.96%	2.18%	3.13%
24-Jan-22	10,205,798.19	102.057982	-6.17%	-1.56%	-3.13%	2.20%	3.15%
23-Jan-22	10,204,820.78	102.048208	-6.19%	0.13%	0.90%	2.20%	3.14%
22-Jan-22	10,203,968.98	102.039690	-14.69%	-1.25%	0.94%	2.20%	3.14%
21-Jan-22	10,203,117.15	102.031172	7.78%	-1.40%	0.94%	2.20%	3.14%
20-Jan-22	10,202,265.28	102.022653	7.81%	-1.02%	0.94%	3.68%	3.87%
19-Jan-22	10,127,350.96	101.273510	-1.13%	-5.36%	-1.95%	2.24%	3.18%
18-Jan-22	10,125,508.69	101.255087	-1.28%	-5.41%	-1.38%	2.22%	3.17%
17-Jan-22	10,124,686.99	101.246870	-1.26%	-5.53%	-1.38%	2.04%	3.08%
16-Jan-22	10,132,704.64	101.327046	-0.18%	-5.62%	-3.10%	2.22%	3.17%
15-Jan-22	10,131,849.83	101.318498	-0.13%	-4.37%	-0.51%	2.22%	3.17%
14-Jan-22	10,130,994.98	101.309950	8.03%	-4.78%	-0.51%	-0.30%	1.93%
13-Jan-22	10,255,925.73	102.559257	25.44%	1.53%	4.46%	1.79%	2.93%
12-Jan-22	10,275,295.84	102.752958	10.43%	2.74%	3.28%	1.59%	2.83%
11-Jan-22	10,304,649.52	103.046495	10.67%	4.53%	5.26%	2.18%	3.11%
10-Jan-22	10,304,086.35	103.040864	10.72%	3.25%	5.24%	2.18%	3.11%
9-Jan-22	10,303,143.41	103.031434	10.74%	3.16%	5.26%	2.18%	3.12%
8-Jan-22	10,302,200.43	103.022004	15.05%	2.90%	5.28%	2.21%	3.13%
7-Jan-22	10,299,717.56	102.997176	17.75%	0.76%	5.22%	2.18%	3.11%
6-Jan-22	10,298,936.42	102.989364	17.92%	4.74%	5.22%	2.09%	3.07%
5-Jan-22	10,302,839.99	103.028400	22.64%	5.03%	5.41%	2.17%	3.11%
4-Jan-22	10,302,427.37	103.024274	-3.81%	-1.41%	-3.16%	2.14%	2.03%
3-Jan-22	10,303,568.68	103.035687	-3.55%	2.88%	-3.06%	2.40%	2.15%
2-Jan-22	10,291,754.20	102.917542	-4.82%	2.49%	-3.55%	2.18%	2.05%
1-Jan-22	10,290,905.97	102.909060	-6.19%	-1.30%	-3.55%	2.18%	2.05%
31-Dec-21	10,290,057.69	102.900577	-6.08%	-1.29%	-3.54%	-0.10%	0.92%
30-Dec-21	10,404,950.23	104.049502	7.44%	5.16%	0.95%	5.19%	3.52%
29-Dec-21	10,248,594.80	102.485948	-9.30%	-4.00%	-5.16%	0.55%	1.25%
28-Dec-21	10,330,758.28	103.307583	-0.51%	0.89%	-2.13%	-0.08%	0.93%
27-Dec-21	10,444,826.03	104.448260	13.05%	6.26%	2.24%	3.60%	2.73%
26-Dec-21	10,369,268.88	103.692689	4.28%	0.20%	-3.53%	2.17%	2.03%
25-Dec-21	10,368,419.53	103.684195	3.06%	-1.62%	3.82%	2.17%	2.03%
24-Dec-21	10,367,570.15	103.675702	6.49%	4.47%	3.84%	0.73%	1.33%
23-Dec-21	10,440,041.57	104.400416	12.33%	8.86%	6.72%	5.88%	3.86%
22-Dec-21	10,247,560.08	102.475601	-10.51%	-2.47%	-0.76%	2.20%	2.06%
21-Dec-21	10,246,523.98	102.465240	-9.78%	-2.48%	-4.80%	2.17%	2.05%
20-Dec-21	10,246,832.92	102.468329	-9.61%	-2.36%	-4.93%	2.19%	2.05%
19-Dec-21	10,246,303.57	102.463036	-9.55%	-1.42%	-4.13%	2.20%	2.06%
18-Dec-21	10,245,261.72	102.452617	-9.82%	-1.44%	-4.10%	2.20%	2.06%
17-Dec-21	10,244,219.83	102.442198	-11.07%	-4.56%	-4.09%	2.20%	2.06%
16-Dec-21	10,242,909.40	102.429094	-8.61%	-0.71%	-4.10%	3.55%	2.72%
15-Dec-21	10,173,838.36	101.738384	-17.48%	-4.75%	-4.43%	2.60%	2.26%
14-Dec-21	10,153,595.46	101.535955	-21.92%	-5.90%	-5.54%	-0.67%	0.66%
13-Dec-21	10,297,041.40	102.970414	-4.91%	-0.30%	0.39%	1.63%	1.78%

Fecha	Patrimonio neto del Fondo	Valor Cuota	Rentabilidad				
			30 días	60 días	90 días	180 días	365 días
12-Dec-21	10,324,131.91	103.241319	-1.60%	2.54%	1.32%	2.18%	2.04%
11-Dec-21	10,323,092.02	103.230920	-4.18%	2.47%	-1.70%	2.18%	2.04%
10-Dec-21	10,322,052.09	103.220521	-4.37%	2.49%	-1.69%	2.89%	2.39%
9-Dec-21	10,284,960.10	102.849601	-9.13%	0.39%	-3.08%	2.66%	2.28%
8-Dec-21	10,259,996.93	102.599969	-15.99%	-1.03%	-4.61%	2.22%	2.07%
7-Dec-21	10,257,892.28	102.578923	-8.32%	-1.11%	-4.08%	2.87%	2.39%
6-Dec-21	10,222,611.86	102.226119	-12.35%	3.37%	-5.42%	-0.04%	0.96%
5-Dec-21	10,334,808.61	103.348086	1.00%	-2.86%	10.35%	2.18%	2.04%
4-Dec-21	10,333,733.96	103.337340	9.34%	-2.85%	0.46%	2.18%	2.04%
3-Dec-21	10,332,663.26	103.326633	9.83%	-2.96%	0.47%	1.95%	1.93%
2-Dec-21	10,343,497.86	103.434979	3.60%	-2.27%	0.94%	2.19%	2.05%
1-Dec-21	10,341,699.32	103.416993	3.52%	-2.31%	0.57%	2.16%	2.03%
30-Nov-21	10,341,737.27	103.417373	2.87%	-2.24%	4.04%	2.44%	2.17%
29-Nov-21	10,327,545.69	103.275457	1.30%	-3.17%	9.50%	2.01%	1.96%
28-Nov-21	10,335,101.65	103.351017	2.29%	-2.94%	3.96%	2.18%	2.04%
27-Nov-21	10,334,007.31	103.340073	-0.53%	-3.07%	4.02%	2.18%	2.04%
26-Nov-21	10,332,912.92	103.329129	-3.86%	-7.39%	4.03%	1.97%	1.94%
25-Nov-21	10,342,393.12	103.423931	-6.29%	4.21%	4.44%	2.74%	2.32%
24-Nov-21	10,312,591.32	103.125913	2.45%	2.53%	3.44%	1.72%	1.82%
23-Nov-21	10,335,275.94	103.352759	5.33%	3.93%	3.95%	2.13%	2.02%
22-Nov-21	10,336,826.99	103.368270	5.62%	4.09%	4.47%	2.30%	2.10%
21-Nov-21	10,329,521.00	103.295210	4.86%	-2.38%	2.67%	2.18%	2.04%
20-Nov-21	10,328,426.43	103.284264	4.92%	-2.66%	2.84%	2.18%	2.04%
19-Nov-21	10,327,331.81	103.273318	6.75%	-1.48%	2.85%	2.13%	2.02%
18-Nov-21	10,328,617.18	103.286172	6.99%	-1.30%	2.94%	1.97%	n.a.
17-Nov-21	10,338,249.16	103.382492	1.97%	-0.67%	3.38%	2.60%	36300.00%
16-Nov-21	10,315,885.13	103.158851	7.24%	-1.90%	2.61%	2.04%	36200.00%
15-Nov-21	10,322,131.57	103.221316	8.09%	2.04%	0.15%	1.81%	36100.00%
14-Nov-21	10,339,895.45	103.398955	10.30%	2.58%	0.93%	2.18%	36000.00%
13-Nov-21	10,338,801.31	103.388013	4.34%	3.03%	0.94%	3.79%	35900.00%
12-Nov-21	10,337,707.12	103.377071	6.69%	2.77%	0.94%	3.35%	35800.00%
11-Nov-21	10,358,714.75	103.587148	9.16%	-0.48%	1.80%	3.75%	35700.00%
10-Nov-21	10,359,293.99	103.592940	9.40%	-0.37%	9.05%	3.69%	35600.00%
9-Nov-21	10,362,758.19	103.627582	10.00%	-0.10%	9.15%	3.09%	35500.00%
8-Nov-21	10,396,658.48	103.966585	14.11%	1.01%	3.37%	5.07%	35400.00%
7-Nov-21	10,328,538.95	103.285390	6.15%	-2.02%	0.44%	3.79%	35300.00%
6-Nov-21	10,327,444.35	103.274444	6.13%	-2.05%	0.13%	3.79%	35200.00%
5-Nov-21	10,326,349.70	103.263497	21.51%	15.02%	0.14%	5.17%	35100.00%
4-Nov-21	10,255,044.54	102.550445	13.68%	-3.90%	-2.59%	3.90%	35000.00%
3-Nov-21	10,249,827.64	102.498276	5.52%	-4.13%	2.36%	2.55%	34900.00%
2-Nov-21	10,313,017.02	103.130170	13.12%	-0.37%	5.51%	3.80%	34800.00%
1-Nov-21	10,311,847.91	103.118479	12.32%	-0.88%	5.91%	3.67%	34700.00%
31-Oct-21	10,317,361.89	103.173619	-7.31%	4.62%	8.78%	3.79%	34600.00%
30-Oct-21	10,316,506.44	103.165064	-7.61%	13.59%	7.47%	3.79%	34500.00%
29-Oct-21	10,315,651.19	103.156512	-8.13%	4.80%	7.48%	3.32%	34400.00%
28-Oct-21	10,338,519.78	103.385198	-5.61%	6.30%	8.42%	3.23%	34300.00%
27-Oct-21	10,365,798.36	103.657984	-11.00%	7.97%	6.54%	3.16%	34200.00%
26-Oct-21	10,396,110.85	103.961109	14.72%	9.82%	7.15%	5.78%	34100.00%
25-Oct-21	10,291,883.34	102.918833	2.64%	3.94%	4.62%	3.82%	34000.00%
24-Oct-21	10,290,156.75	102.901568	2.58%	3.27%	2.42%	3.80%	33900.00%
23-Oct-21	10,289,290.77	102.892908	2.62%	3.90%	-0.55%	3.80%	33800.00%

Fecha	Patrimonio neto del Fondo	Valor Cuota	Rentabilidad				
			30 días	60 días	90 días	180 días	365 días
22-Oct-21	10,288,424.75	102.884248	-9.54%	1.60%	-0.54%	3.82%	33700.00%
21-Oct-21	10,286,789.04	102.867890	-10.16%	1.82%	-0.56%	4.11%	33600.00%
20-Oct-21	10,270,356.24	102.703562	-9.58%	0.93%	-2.26%	3.80%	33500.00%
19-Oct-21	10,269,648.93	102.696489	-9.45%	0.95%	-1.10%	2.77%	33400.00%
18-Oct-21	10,321,537.06	103.215371	-3.28%	4.09%	1.81%	5.08%	33300.00%
17-Oct-21	10,254,851.96	102.548520	-10.90%	0.33%	-1.51%	3.81%	33200.00%
16-Oct-21	10,253,969.51	102.539695	-3.90%	-3.75%	-1.27%	3.81%	33100.00%
15-Oct-21	10,253,087.02	102.530870	-5.00%	-3.66%	-1.25%	2.83%	33000.00%
14-Oct-21	10,302,065.96	103.020660	1.76%	-0.74%	0.70%	4.19%	32900.00%
13-Oct-21	10,281,212.61	102.812126	-1.06%	-1.89%	-0.50%	3.79%	32800.00%
12-Oct-21	10,281,287.48	102.812875	-9.95%	-1.81%	-0.59%	3.81%	32700.00%
11-Oct-21	10,279,901.52	102.799015	-9.96%	8.85%	-0.57%	3.82%	32600.00%
10-Oct-21	10,278,289.72	102.782897	-10.01%	8.71%	-0.58%	3.80%	32500.00%
9-Oct-21	10,277,428.30	102.774283	-11.80%	-1.90%	3.25%	3.81%	32400.00%
8-Oct-21	10,276,566.85	102.765669	-10.08%	-2.37%	3.27%	3.81%	32300.00%
7-Oct-21	10,275,688.93	102.756889	-10.11%	-2.82%	3.29%	-0.52%	32200.00%
6-Oct-21	10,494,200.21	104.942002	36.95%	3.58%	6.34%	1.61%	32100.00%
5-Oct-21	10,492,836.12	104.928361	7.10%	3.57%	5.97%	1.57%	32000.00%
4-Oct-21	10,493,658.17	104.936582	7.35%	11.44%	3.18%	1.60%	31900.00%
3-Oct-21	10,492,674.99	104.926750	7.38%	12.39%	6.02%	1.61%	31800.00%
2-Oct-21	10,491,518.87	104.915189	6.37%	12.99%	7.90%	1.61%	31700.00%
1-Oct-21	10,490,362.70	104.903627	16.65%	16.92%	7.91%	1.55%	31600.00%
30-Sep-21	10,492,155.82	104.921558	35.00%	15.10%	8.04%	1.51%	31500.00%
29-Sep-21	10,495,769.28	104.957693	17.85%	15.39%	6.88%	1.56%	31400.00%
28-Sep-21	10,496,940.72	104.969407	18.30%	15.51%	8.41%	0.15%	31300.00%
27-Sep-21	10,571,407.44	105.714074	27.19%	15.46%	9.36%	5.23%	31200.00%
26-Sep-21	10,380,536.65	103.805367	4.87%	3.32%	4.02%	1.63%	31100.00%
25-Sep-21	10,379,349.28	103.793493	5.22%	5.60%	0.59%	1.63%	31000.00%
24-Sep-21	10,378,161.85	103.781619	3.95%	2.33%	0.58%	1.63%	30900.00%
23-Sep-21	10,376,974.37	103.769744	5.18%	-2.13%	0.57%	-0.42%	30800.00%
22-Sep-21	10,480,591.34	104.805913	12.84%	3.99%	3.17%	1.51%	30700.00%
21-Sep-21	10,484,344.12	104.843441	13.92%	4.27%	3.32%	2.00%	30600.00%
20-Sep-21	10,462,722.64	104.627226	11.52%	1.40%	-0.22%	1.62%	30500.00%
19-Sep-21	10,460,926.99	104.609270	11.45%	3.10%	-0.29%	1.61%	30400.00%
18-Sep-21	10,459,743.59	104.597436	11.49%	4.37%	0.89%	1.61%	30300.00%
17-Sep-21	10,458,560.14	104.585601	11.66%	3.21%	0.88%	2.78%	30200.00%
16-Sep-21	10,397,300.70	103.973007	-3.61%	0.05%	-1.45%	1.43%	30100.00%
15-Sep-21	10,405,819.70	104.058197	-2.34%	0.62%	-1.46%	1.77%	30000.00%
14-Sep-21	10,397,011.03	103.970110	-3.23%	0.17%	3.27%	1.53%	29900.00%
13-Sep-21	10,400,316.07	104.003161	-2.71%	-0.22%	-2.52%	0.10%	29800.00%
12-Sep-21	10,476,948.94	104.769489	6.37%	4.12%	8.74%	1.61%	29700.00%
11-Sep-21	10,475,700.28	104.757003	27.90%	4.15%	0.33%	1.61%	29600.00%
10-Sep-21	10,474,451.57	104.744516	27.66%	4.17%	0.32%	1.30%	29500.00%
9-Sep-21	10,489,201.17	104.892012	8.08%	10.89%	0.92%	1.89%	29400.00%
8-Sep-21	10,473,343.19	104.733432	5.38%	10.03%	1.70%	1.60%	29300.00%
7-Sep-21	10,472,679.67	104.726797	4.51%	10.07%	-0.77%	7.16%	29200.00%
6-Sep-21	10,184,905.45	101.849055	-28.91%	-8.53%	-10.48%	-3.29%	29100.00%
5-Sep-21	10,431,925.17	104.319252	0.03%	5.41%	2.46%	1.62%	29000.00%
4-Sep-21	10,430,674.63	104.306746	15.44%	1.12%	2.55%	1.62%	28900.00%
3-Sep-21	10,429,424.04	104.294240	17.29%	5.35%	2.53%	1.45%	28800.00%
2-Sep-21	10,436,907.06	104.369071	19.50%	8.66%	2.85%	3.31%	28700.00%

Fecha	Patrimonio neto del Fondo	Valor Cuota	Rentabilidad				
			30 días	60 días	90 días	180 días	365 días
1-Sep-21	10,348,712.87	103.487129	16.95%	3.57%	-2.02%	4.55%	28600.00%
31-Aug-21	10,198,737.44	101.987374	-4.67%	-5.13%	-7.78%	-1.26%	28500.00%
30-Aug-21	10,343,993.37	103.439934	12.73%	1.45%	-1.01%	1.66%	28400.00%
29-Aug-21	10,341,386.13	103.413861	12.54%	3.50%	4.34%	1.63%	28300.00%
28-Aug-21	10,340,287.59	103.402876	3.64%	0.57%	-1.23%	1.63%	28200.00%
27-Aug-21	10,339,189.00	103.391890	1.77%	3.61%	-1.24%	1.69%	28100.00%
26-Aug-21	10,335,006.43	103.350064	5.95%	-1.69%	-1.37%	1.42%	28000.00%
25-Aug-21	10,344,538.48	103.445385	0.71%	-1.09%	-2.70%	1.83%	27900.00%
24-Aug-21	10,332,977.50	103.329775	-9.40%	-1.71%	-3.23%	0.86%	27800.00%
23-Aug-21	10,371,164.45	103.711645	-4.81%	-1.58%	-1.27%	1.71%	27700.00%
22-Aug-21	10,365,737.89	103.657379	-5.31%	-1.90%	-2.75%	1.63%	27600.00%
21-Aug-21	10,364,560.25	103.645603	-8.64%	-5.98%	-3.07%	1.63%	27500.00%
20-Aug-21	10,363,382.56	103.633826	-5.20%	-6.04%	-3.05%	1.63%	27400.00%
19-Aug-21	10,361,882.90	103.618829	-2.73%	-4.31%	-3.24%	1.66%	27300.00%
18-Aug-21	10,359,288.18	103.592882	-5.18%	-4.41%	-1.57%	0.25%	27200.00%
17-Aug-21	10,428,261.40	104.282614	3.73%	-0.38%	1.18%	1.64%	27100.00%
16-Aug-21	10,425,874.39	104.258744	3.58%	-1.03%	1.54%	1.62%	27000.00%
15-Aug-21	10,424,699.28	104.246993	3.58%	6.52%	1.50%	1.62%	26900.00%
14-Aug-21	10,423,524.13	104.235241	2.27%	-2.45%	1.48%	1.62%	26800.00%
13-Aug-21	10,422,348.93	104.223489	1.86%	9.90%	1.47%	5.13%	26700.00%
12-Aug-21	10,240,871.27	102.408713	-19.15%	-13.02%	-3.82%	1.61%	26600.00%
11-Aug-21	10,241,644.60	102.416446	-18.88%	-12.93%	-2.84%	-1.91%	26500.00%
10-Aug-21	10,420,013.64	104.200136	13.61%	-2.61%	4.11%	1.46%	26400.00%
9-Aug-21	10,427,229.66	104.272297	14.61%	-0.12%	5.63%	1.46%	26300.00%
8-Aug-21	10,433,981.42	104.339814	27.38%	-3.37%	6.37%	1.62%	26200.00%
7-Aug-21	10,432,806.66	104.328067	11.86%	-1.43%	5.38%	1.62%	26100.00%
6-Aug-21	10,431,631.85	104.316319	10.78%	3.68%	5.37%	4.15%	26000.00%
5-Aug-21	10,299,969.93	102.999699	-12.88%	-3.78%	0.27%	1.94%	25900.00%
4-Aug-21	10,283,282.72	102.832827	-6.34%	-4.70%	0.99%	1.83%	25800.00%
3-Aug-21	10,272,239.94	102.722399	-1.97%	-5.29%	1.90%	2.92%	25700.00%
2-Aug-21	10,206,513.76	102.065138	-9.51%	-11.26%	-4.63%	1.00%	25600.00%
1-Aug-21	10,238,039.40	102.380394	-5.66%	-9.39%	-0.45%	1.65%	25500.00%
31-Jul-21	10,236,856.39	102.368564	-9.61%	-7.74%	-6.75%	1.64%	25400.00%
30-Jul-21	10,235,920.95	102.359210	-5.35%	0.30%	-6.75%	0.17%	25300.00%
29-Jul-21	10,309,437.32	103.094373	-2.46%	-3.63%	-3.88%	1.32%	25200.00%
28-Jul-21	10,324,203.31	103.242033	5.46%	-2.73%	4.81%	2.39%	25100.00%
27-Jul-21	10,284,732.54	102.847325	-9.22%	-4.97%	-1.72%	0.56%	25000.00%
26-Jul-21	10,338,508.13	103.385081	-2.87%	-4.40%	-1.75%	0.14%	24900.00%
25-Jul-21	10,413,417.68	104.134177	5.94%	-0.20%	7.50%	1.62%	24800.00%
24-Jul-21	10,412,311.06	104.123111	1.61%	0.48%	8.49%	1.62%	24700.00%
23-Jul-21	10,411,203.42	104.112034	1.48%	-1.50%	8.48%	1.06%	24600.00%
22-Jul-21	10,438,647.23	104.386472	-3.42%	-0.34%	9.60%	2.19%	24500.00%
21-Jul-21	10,407,898.71	104.078987	-6.96%	-2.01%	4.81%	2.04%	24400.00%
20-Jul-21	10,385,192.31	103.851923	-5.93%	-3.51%	3.44%	1.24%	24300.00%
19-Jul-21	10,403,578.54	104.035785	-3.71%	0.22%	-0.93%	1.74%	24200.00%
18-Jul-21	10,396,398.43	103.963984	-4.44%	-0.07%	3.70%	1.62%	24100.00%
17-Jul-21	10,395,245.46	103.952455	-5.60%	0.53%	3.56%	1.62%	24000.00%
16-Jul-21	10,394,092.45	103.940925	9.46%	0.47%	3.55%	1.40%	23900.00%
15-Jul-21	10,404,084.28	104.040843	-7.13%	1.10%	3.97%	1.55%	23800.00%
14-Jul-21	10,406,477.27	104.064773	17.93%	1.29%	1.09%	1.63%	23700.00%
13-Jul-21	10,404,643.92	104.046439	-7.18%	3.82%	0.85%	1.63%	23600.00%

Fecha	Patrimonio neto del Fondo	Valor Cuota	Rentabilidad				
			30 días	60 días	90 días	180 días	365 días
12-Jul-21	10,403,115.64	104.031156	-7.26%	5.18%	1.71%	3.52%	23500.00%
11-Jul-21	10,304,769.65	103.047697	-18.49%	-0.57%	-2.96%	1.64%	23400.00%
10-Jul-21	10,303,462.03	103.034620	-14.54%	1.19%	2.18%	1.64%	23300.00%
9-Jul-21	10,302,154.35	103.021544	-21.89%	1.83%	2.16%	-0.93%	23200.00%
8-Jul-21	10,431,150.19	104.311502	-14.58%	6.92%	3.33%	1.44%	23100.00%
7-Jul-21	10,439,151.07	104.391511	-3.39%	7.44%	2.25%	0.19%	23000.00%
6-Jul-21	10,511,269.46	105.112695	5.39%	11.72%	6.43%	3.00%	22900.00%
5-Jul-21	10,437,657.56	104.376576	-3.08%	9.49%	8.89%	2.54%	22800.00%
4-Jul-21	10,389,038.16	103.890382	-8.63%	8.67%	-0.01%	1.63%	22700.00%
3-Jul-21	10,387,696.44	103.876964	-13.12%	2.58%	-0.02%	1.63%	22600.00%
2-Jul-21	10,386,354.66	103.863547	-13.18%	6.99%	-0.03%	0.96%	22500.00%
1-Jul-21	10,419,114.96	104.191150	-5.91%	-0.61%	1.27%	2.33%	22400.00%
30-Jun-21	10,381,604.14	103.816041	5.99%	-2.73%	-0.15%	0.65%	22300.00%
29-Jun-21	10,430,566.58	104.305666	-4.81%	0.15%	4.22%	2.62%	22200.00%
28-Jun-21	10,377,638.34	103.776383	-10.86%	9.31%	2.33%	-0.09%	22100.00%
27-Jun-21	10,464,052.96	104.640530	-0.72%	6.82%	3.33%	1.61%	22000.00%
26-Jun-21	10,463,210.11	104.632101	-5.95%	3.57%	-0.06%	1.61%	21900.00%
25-Jun-21	10,462,366.07	104.623661	-6.30%	13.08%	-0.06%	0.89%	21800.00%
24-Jun-21	10,498,446.70	104.984467	-0.65%	16.77%	1.36%	1.58%	21700.00%
23-Jun-21	10,498,446.70	104.984467	-4.47%	16.82%	-0.03%	0.23%	21600.00%
22-Jun-21	10,568,375.05	105.683751	2.76%	21.00%	2.15%	1.57%	21500.00%
21-Jun-21	10,568,375.05	105.683751	2.95%	15.56%	3.89%	2.18%	21400.00%
20-Jun-21	10,536,559.72	105.365597	-1.10%	12.97%	8.08%	1.59%	21300.00%
19-Jun-21	10,535,713.03	105.357130	4.16%	5.20%	10.38%	1.59%	21200.00%
18-Jun-21	10,534,866.31	105.348663	4.32%	12.60%	10.38%	1.41%	21100.00%
17-Jun-21	10,543,776.69	105.437767	6.68%	12.97%	10.77%	4.09%	21000.00%
16-Jun-21	10,413,088.85	104.130889	-8.46%	5.38%	6.68%	-1.38%	20900.00%
15-Jun-21	10,566,044.49	105.660445	9.38%	14.38%	9.58%	5.65%	20800.00%
14-Jun-21	10,353,882.63	103.538826	-15.13%	-2.46%	-4.72%	-2.57%	20700.00%
13-Jun-21	10,567,026.52	105.670265	14.91%	9.65%	9.63%	1.59%	20600.00%
12-Jun-21	10,566,181.08	105.661811	17.72%	11.00%	3.96%	1.59%	20500.00%
11-Jun-21	10,565,335.61	105.653356	17.62%	9.64%	3.97%	2.27%	20400.00%
10-Jun-21	10,529,287.71	105.292877	17.12%	15.49%	2.61%	0.36%	20300.00%
9-Jun-21	10,592,700.48	105.927005	26.00%	19.27%	9.38%	2.24%	20200.00%
8-Jun-21	10,557,703.27	105.577033	19.06%	17.26%	4.58%	3.29%	20100.00%
7-Jun-21	10,468,353.65	104.683537	8.70%	5.07%	5.24%	1.65%	20000.00%
6-Jun-21	10,464,942.20	104.649422	8.41%	6.94%	2.82%	1.61%	19900.00%
5-Jun-21	10,464,106.65	104.641067	12.45%	14.90%	6.64%	1.61%	19800.00%
4-Jun-21	10,463,271.06	104.632711	16.42%	4.29%	6.64%	0.86%	19700.00%
3-Jun-21	10,500,913.21	105.009132	8.80%	6.55%	8.15%	1.60%	19600.00%
2-Jun-21	10,500,079.16	105.000792	17.71%	6.56%	3.64%	2.16%	19500.00%
1-Jun-21	10,470,007.22	104.700072	-4.83%	4.86%	1.89%	4.29%	19400.00%
31-May-21	10,330,758.73	103.307587	-20.84%	-3.18%	-1.83%	-1.16%	19300.00%
30-May-21	10,471,969.34	104.719693	-4.40%	8.76%	0.39%	1.60%	19200.00%
29-May-21	10,471,124.79	104.711248	19.98%	8.96%	3.96%	1.60%	19100.00%
28-May-21	10,470,280.20	104.702802	4.81%	5.36%	3.96%	0.73%	19000.00%
27-May-21	10,514,591.66	105.145917	3.58%	2.87%	5.71%	1.54%	18900.00%
26-May-21	10,516,805.29	105.168053	22.91%	3.05%	3.77%	1.83%	18800.00%
25-May-21	10,504,031.00	105.040310	24.50%	2.37%	4.54%	0.94%	18700.00%
24-May-21	10,537,123.58	105.371236	28.52%	2.17%	3.59%	1.44%	18600.00%
23-May-21	10,544,474.49	105.444745	29.49%	1.86%	11.29%	1.61%	18500.00%

Fecha	Patrimonio neto del Fondo	Valor Cuota	Rentabilidad				
			30 días	60 días	90 días	180 días	365 días
22-May-21	10,542,791.43	105.427914	18.51%	4.36%	15.87%	1.51%	18400.00%
21-May-21	10,546,114.69	105.461147	17.46%	12.68%	16.04%	2.47%	18300.00%
20-May-21	10,499,811.96	104.998120	-3.22%	13.46%	14.24%	1.63%	18200.00%
19-May-21	10,497,629.79	104.976298	11.25%	13.39%	4.44%	1.81%	18100.00%
18-May-21	10,486,181.29	104.861813	9.63%	12.77%	6.49%	1.59%	18000.00%
17-May-21	10,486,035.13	104.860351	9.71%	14.33%	12.86%	0.00%	17900.00%
16-May-21	10,485,169.60	104.851696	9.70%	9.65%	6.22%	0.00%	17800.00%
15-May-21	10,484,304.04	104.843040	0.69%	0.44%	8.61%	0.00%	17700.00%
14-May-21	10,439,085.25	104.390853	-5.06%	6.97%	6.88%	0.00%	17600.00%
13-May-21	10,414,516.87	104.145169	-5.17%	-2.80%	5.95%	0.00%	17500.00%
12-May-21	10,414,516.87	104.145169	-7.74%	-2.75%	6.09%	0.00%	17400.00%
11-May-21	10,383,199.73	103.831997	4.16%	-4.51%	4.82%	0.00%	17300.00%
10-May-21	10,371,032.94	103.710329	2.82%	1.15%	4.43%	0.00%	17200.00%
9-May-21	10,394,860.66	103.948607	15.37%	-2.55%	5.62%	0.00%	17100.00%
8-May-21	10,393,991.31	103.939913	1.49%	3.51%	3.69%	0.00%	17000.00%
7-May-21	10,393,121.92	103.931219	5.50%	0.06%	3.65%	0.00%	16900.00%
6-May-21	10,358,101.10	103.581011	17.28%	3.75%	2.36%	0.00%	16800.00%
5-May-21	10,323,936.77	103.239368	-7.60%	1.80%	7.63%	0.00%	16700.00%
4-May-21	10,425,500.91	104.255009	4.34%	7.80%	6.79%	0.00%	16600.00%
3-May-21	10,349,450.65	103.494507	-4.39%	-3.27%	3.88%	0.00%	16500.00%
2-May-21	10,511,696.28	105.116963	14.57%	5.26%	10.27%	0.00%	16400.00%
1-May-21	10,510,831.83	105.108318	14.57%	7.73%	10.27%	0.00%	16300.00%
30-Apr-21	10,509,967.34	105.099673	21.96%	2.77%	10.29%	0.00%	16200.00%
29-Apr-21	10,301,948.88	103.019489	-1.87%	-3.91%	2.17%	0.00%	16100.00%
28-Apr-21	10,429,055.75	104.290558	5.93%	3.54%	9.79%	0.00%	16000.00%
27-Apr-21	10,483,702.28	104.837023	2.18%	6.77%	10.84%	0.00%	15900.00%
26-Apr-21	10,322,437.07	103.224371	-16.32%	-5.61%	7.90%	0.00%	15800.00%
25-Apr-21	10,296,646.73	102.966467	-19.20%	-5.24%	13.94%	0.00%	15700.00%
24-Apr-21	10,295,809.75	102.958098	-23.40%	-8.56%	13.96%	0.00%	15600.00%
23-Apr-21	10,294,972.74	102.949727	-24.94%	2.26%	13.97%	0.00%	15500.00%
22-Apr-21	10,384,782.65	103.847827	-9.50%	14.40%	17.66%	0.00%	15400.00%
21-Apr-21	10,396,951.87	103.969519	7.92%	15.18%	3.69%	0.00%	15300.00%
20-Apr-21	10,527,692.13	105.276921	30.20%	23.02%	8.85%	0.00%	15200.00%
19-Apr-21	10,401,493.03	104.014930	15.48%	1.07%	17.68%	0.00%	15100.00%
18-Apr-21	10,403,875.14	104.038751	15.86%	4.91%	17.46%	0.00%	15000.00%
17-Apr-21	10,403,052.94	104.030529	18.87%	14.36%	6.58%	0.00%	14900.00%
16-Apr-21	10,402,230.71	104.022307	9.59%	4.49%	6.60%	0.00%	14800.00%
15-Apr-21	10,478,337.83	104.783378	0.18%	12.57%	9.64%	0.00%	14700.00%
14-Apr-21	10,482,695.89	104.826959	19.04%	12.88%	20.34%	0.00%	14600.00%
13-Apr-21	10,458,992.13	104.589921	-0.48%	11.54%	18.11%	0.00%	14500.00%
12-Apr-21	10,481,189.32	104.811893	2.19%	13.05%	19.44%	0.00%	14400.00%
11-Apr-21	10,347,841.43	103.478414	-13.10%	5.15%	13.55%	0.00%	14300.00%
10-Apr-21	10,347,016.42	103.470164	-0.50%	5.24%	3.60%	0.00%	14200.00%
9-Apr-21	10,346,191.37	103.461914	-10.72%	5.57%	3.61%	0.00%	14100.00%
8-Apr-21	10,463,143.93	104.631439	5.52%	4.78%	5.03%	0.00%	14000.00%
7-Apr-21	10,428,010.10	104.280101	-5.35%	2.72%	4.70%	0.00%	13900.00%
6-Apr-21	10,293,918.98	102.939190	-9.64%	-5.03%	-1.63%	0.00%	13800.00%
5-Apr-21	10,471,352.41	104.713524	11.27%	15.35%	1.80%	0.00%	13700.00%
4-Apr-21	10,470,133.64	104.701336	11.23%	7.98%	5.48%	0.00%	13600.00%
3-Apr-21	10,469,252.29	104.692523	-2.16%	8.04%	5.49%	0.00%	13500.00%
2-Apr-21	10,468,370.91	104.683709	-4.00%	8.02%	5.51%	0.00%	13400.00%

Fecha	Patrimonio neto del Fondo	Valor Cuota	Rentabilidad				
			30 días	60 días	90 días	180 días	365 días
1-Apr-21	10,467,489.49	104.674895	0.89%	8.03%	5.52%	0.00%	13300.00%
31-Mar-21	10,404,205.63	104.042056	-16.12%	4.38%	3.09%	0.00%	13200.00%
30-Mar-21	10,399,959.31	103.999593	-5.97%	4.20%	-3.20%	0.00%	13100.00%
29-Mar-21	10,460,114.28	104.601143	1.14%	11.67%	6.37%	0.00%	13000.00%
28-Mar-21	10,546,789.52	105.467895	11.34%	15.14%	3.66%	0.00%	12900.00%
27-Mar-21	10,545,911.48	105.459115	5.17%	20.28%	15.60%	0.00%	12800.00%
26-Mar-21	10,545,033.41	105.450334	8.86%	30.99%	15.58%	0.00%	12700.00%
25-Mar-21	10,581,307.03	105.813070	6.40%	33.27%	17.05%	0.00%	12600.00%
24-Mar-21	10,594,135.92	105.941359	30.07%	34.13%	17.58%	0.00%	12500.00%
23-Mar-21	10,549,139.34	105.491393	38.60%	31.48%	10.88%	0.00%	12400.00%
22-Mar-21	10,411,180.71	104.111807	22.30%	1.57%	8.16%	0.00%	12300.00%
21-Mar-21	10,352,681.25	103.526813	15.45%	-1.78%	20.56%	0.00%	12200.00%
20-Mar-21	10,351,793.59	103.517936	-13.16%	18.55%	25.13%	0.00%	12100.00%
19-Mar-21	10,350,905.88	103.509059	-5.96%	18.02%	25.11%	0.00%	12000.00%
18-Mar-21	10,324,901.07	103.249011	9.71%	0.43%	24.06%	0.00%	11900.00%
17-Mar-21	10,402,218.91	104.022190	-0.62%	5.07%	13.13%	0.00%	11800.00%
16-Mar-21	10,558,750.21	105.587502	24.95%	14.37%	19.28%	0.00%	11700.00%
15-Mar-21	10,401,934.81	104.019348	6.62%	20.67%	15.64%	0.00%	11600.00%
14-Mar-21	10,545,125.96	105.451260	23.57%	27.41%	21.46%	0.00%	11500.00%
13-Mar-21	10,544,246.35	105.442464	23.88%	28.02%	18.68%	0.00%	11400.00%
12-Mar-21	10,543,366.71	105.433667	23.66%	27.17%	18.67%	0.00%	11300.00%
11-Mar-21	10,433,333.28	104.333333	10.98%	5.65%	14.27%	0.00%	11200.00%
10-Mar-21	10,520,885.76	105.208858	22.05%	10.87%	17.89%	0.00%	11100.00%
9-Mar-21	10,415,897.95	104.158980	4.02%	4.77%	16.12%	0.00%	11000.00%
8-Mar-21	10,474,071.64	104.740716	10.84%	9.76%	18.01%	0.00%	10900.00%
7-Mar-21	10,376,172.00	103.761720	-0.42%	2.40%	10.93%	0.00%	10800.00%
6-Mar-21	10,375,285.31	103.752853	19.25%	-2.90%	10.03%	0.00%	10700.00%
5-Mar-21	10,374,398.58	103.743986	4.70%	2.58%	10.03%	0.00%	10600.00%
4-Mar-21	10,487,882.48	104.878825	18.28%	9.34%	14.60%	0.00%	10500.00%
3-Mar-21	10,502,943.48	105.029435	20.12%	10.30%	5.08%	0.00%	10400.00%
2-Mar-21	10,459,875.38	104.598754	15.16%	7.84%	3.45%	0.00%	10300.00%
1-Mar-21	10,543,904.07	105.439041	25.20%	12.86%	10.33%	0.00%	10200.00%
28-Feb-21	10,451,203.32	104.512033	14.43%	-1.83%	16.56%	0.00%	10100.00%
27-Feb-21	10,450,294.58	104.502946	22.18%	8.98%	18.26%	0.00%	10000.00%
26-Feb-21	10,449,385.82	104.493858	18.77%	-0.18%	18.22%	0.00%	9900.00%
25-Feb-21	10,501,300.08	105.013001	35.25%	20.72%	20.32%	0.00%	9800.00%
24-Feb-21	10,468,778.27	104.687783	52.74%	18.81%	14.76%	0.00%	9700.00%
23-Feb-21	10,525,959.33	105.259593	59.83%	22.26%	7.03%	0.00%	9600.00%
22-Feb-21	10,338,597.46	103.385975	37.27%	11.06%	13.68%	0.00%	9500.00%
21-Feb-21	10,224,722.98	102.247230	23.61%	-2.89%	9.09%	0.00%	9400.00%
20-Feb-21	10,223,798.64	102.237986	-18.81%	1.08%	9.11%	0.00%	9300.00%
19-Feb-21	10,222,874.26	102.228743	-18.78%	22.82%	9.05%	0.00%	9200.00%
18-Feb-21	10,465,014.96	104.650150	50.82%	44.76%	18.86%	0.00%	9100.00%
17-Feb-21	10,401,837.72	104.018377	42.21%	40.85%	16.30%	0.00%	9000.00%
16-Feb-21	10,243,190.18	102.431902	-8.77%	30.99%	0.00%	0.00%	8900.00%
15-Feb-21	10,407,486.38	104.074864	10.75%	20.01%	8800.00%	0.00%	8800.00%
14-Feb-21	10,346,539.32	103.465393	3.71%	16.11%	8700.00%	0.00%	8700.00%
13-Feb-21	10,345,620.08	103.456201	34.53%	20.04%	8600.00%	0.00%	8600.00%
12-Feb-21	10,344,700.79	103.447008	30.66%	20.02%	8500.00%	0.00%	8500.00%
11-Feb-21	10,341,302.54	103.413025	31.55%	15.78%	8400.00%	0.00%	8400.00%
10-Feb-21	10,342,248.85	103.422489	30.09%	15.87%	8300.00%	0.00%	8300.00%

Fecha	Patrimonio neto del Fondo	Valor Cuota	Rentabilidad				
			30 días	60 días	90 días	180 días	365 días
9-Feb-21	10,340,025.52	103.400255	0.31%	15.77%	8200.00%	0.00%	8200.00%
8-Feb-21	10,333,598.63	103.335986	-0.30%	15.53%	8100.00%	0.00%	8100.00%
7-Feb-21	10,381,615.26	103.816153	5.50%	22.10%	8000.00%	0.00%	8000.00%
6-Feb-21	10,381,615.26	103.816153	8.62%	21.40%	7900.00%	0.00%	7900.00%
5-Feb-21	10,379,779.67	103.797797	5.22%	16.61%	7800.00%	0.00%	7800.00%
4-Feb-21	10,213,660.69	102.136607	-24.66%	5.33%	7700.00%	0.00%	7700.00%
3-Feb-21	10,334,487.03	103.344870	0.46%	12.64%	7600.00%	0.00%	7600.00%
2-Feb-21	10,332,659.36	103.326594	0.39%	12.58%	7500.00%	0.00%	7500.00%
1-Feb-21	10,332,107.38	103.321074	0.48%	-2.39%	7400.00%	0.00%	7400.00%
31-Jan-21	10,331,148.04	103.311480	0.51%	-2.38%	7300.00%	0.00%	7300.00%
30-Jan-21	10,329,911.04	103.299110	0.51%	2.84%	7200.00%	0.00%	7200.00%
29-Jan-21	10,328,673.92	103.286739	-17.88%	17.41%	7100.00%	0.00%	7100.00%
28-Jan-21	10,263,194.97	102.631950	-4.15%	16.01%	7000.00%	0.00%	7000.00%
27-Jan-21	10,290,668.32	102.906683	-18.84%	17.68%	6900.00%	0.00%	6900.00%
26-Jan-21	10,205,623.11	102.056231	6.03%	12.50%	6800.00%	0.00%	6800.00%
25-Jan-21	10,033,818.34	100.338183	-14.50%	-4.06%	6700.00%	0.00%	6700.00%
24-Jan-21	10,032,571.07	100.325711	-14.60%	-18.47%	6600.00%	0.00%	6600.00%
23-Jan-21	10,031,323.56	100.313236	-14.69%	1.83%	6500.00%	0.00%	6500.00%
22-Jan-21	10,030,076.29	100.300763	-28.84%	1.80%	6400.00%	0.00%	6400.00%
21-Jan-21	10,384,349.01	103.843490	21.29%	23.43%	6300.00%	0.00%	6300.00%
20-Jan-21	10,383,101.74	103.831017	65.43%	23.33%	6200.00%	0.00%	6200.00%
19-Jan-21	10,045,447.17	100.454472	37.14%	0.00%	6100.00%	0.00%	6100.00%
18-Jan-21	10,053,043.20	100.530432	38.16%	0.00%	6000.00%	0.00%	6000.00%
17-Jan-21	10,317,568.39	103.175684	71.26%	0.00%	5900.00%	0.00%	5900.00%
16-Jan-21	10,316,321.12	103.16	29.01%	0.00%	5800.00%	0.00%	5800.00%
15-Jan-21	10,315,073.85	103.15	28.43%	0.00%	5700.00%	0.00%	5700.00%
14-Jan-21	10,060,115.52	100.60	5.40%	0.00%	5600.00%	0.00%	5600.00%
13-Jan-21	10,090,414.31	100.90	9.15%	0.00%	5500.00%	0.00%	5500.00%
12-Jan-21	10,079,935.35	100.80	0.00%	0.00%	5400.00%	0.00%	5400.00%
11-Jan-21	10,092,612.09	100.93	1.60%	0.00%	5300.00%	0.00%	5300.00%
10-Jan-21	10,337,359.56	103.37	31.21%	0.00%	5200.00%	0.00%	5200.00%
9-Jan-21	10,336,112.29	103.36	31.36%	0.00%	5100.00%	0.00%	5100.00%
44204	10334865.02	103.34865	0.385133237	0	50	0	50