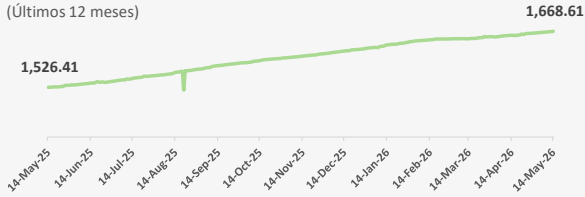
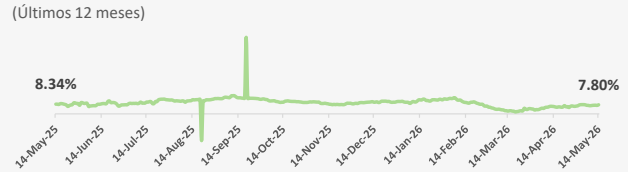


Nombre del fondo **Fondo Mutuo Renta Fija - BHD Fondos Tu Futuro**

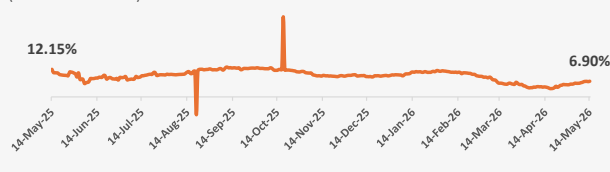
Evolución del Valor de la Cuota
(Últimos 12 meses)



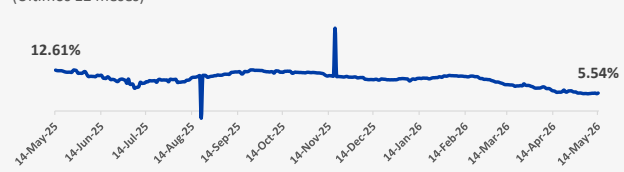
Evolución de la Rentabilidad - 30 días
(Últimos 12 meses)



Evolución de la Rentabilidad - 60 días
(Últimos 12 meses)



Evolución de la Rentabilidad - 90 días
(Últimos 12 meses)



Rentabilidad Histórica

Fecha	Patrimonio neto del Fondo	Valor Cuota	Rentabilidad				
			30 días	60 días	90 días	180 días	365 días
14-May-26	296,669,027.08	1,668.608734	7.80%	6.90%	5.54%	8.03%	9.32%
13-May-26	296,546,054.84	1,667.832531	7.28%	6.73%	5.34%	7.97%	9.28%
12-May-26	296,506,975.06	1,667.772400	7.43%	6.83%	5.53%	8.00%	9.31%
11-May-26	295,979,791.65	1,667.422085	7.38%	6.83%	5.47%	8.07%	9.21%
10-May-26	295,958,603.28	1,667.053536	7.31%	6.72%	5.48%	8.04%	9.21%
9-May-26	295,889,400.16	1,666.663733	7.11%	6.41%	5.41%	8.03%	9.21%
8-May-26	295,820,194.76	1,666.273918	7.01%	6.25%	5.38%	8.04%	9.20%
7-May-26	295,566,190.89	1,665.778675	7.29%	6.03%	5.31%	8.02%	9.19%
6-May-26	295,558,531.97	1,665.873598	7.36%	5.99%	5.39%	8.07%	9.20%
5-May-26	258,982,460.25	1,665.474424	7.78%	5.97%	5.39%	8.06%	9.42%
4-May-26	295,573,898.98	1,665.323579	7.93%	6.05%	5.37%	8.14%	9.43%
3-May-26	295,508,683.87	1,664.956144	7.92%	5.74%	5.47%	8.14%	9.43%
2-May-26	295,443,466.58	1,664.588696	7.91%	5.60%	5.56%	8.12%	9.43%
1-May-26	295,378,247.12	1,664.221237	7.64%	5.63%	5.54%	8.14%	9.45%
30-Apr-26	295,284,974.29	1,664.109647	6.93%	5.39%	5.58%	8.12%	9.28%
29-Apr-26	295,311,983.80	1,663.656500	6.69%	5.33%	5.87%	8.08%	9.40%
28-Apr-26	295,278,677.02	1,663.474498	6.46%	5.38%	5.86%	8.08%	9.40%
27-Apr-26	295,251,012.25	1,663.256355	6.57%	5.39%	5.96%	8.13%	9.43%
26-Apr-26	294,932,713.05	1,663.191628	6.81%	5.47%	6.23%	8.22%	9.45%
25-Apr-26	294,866,945.20	1,662.820748	6.39%	5.13%	6.20%	8.21%	9.45%
24-Apr-26	294,803,141.62	1,662.460946	5.43%	5.07%	6.19%	8.20%	9.44%
23-Apr-26	294,400,994.90	1,660.897390	6.28%	4.52%	5.85%	8.00%	9.30%
22-Apr-26	294,309,091.66	1,660.478082	6.05%	4.23%	5.93%	7.98%	9.25%
21-Apr-26	294,457,201.67	1,661.471781	7.10%	4.71%	6.47%	8.15%	9.45%
20-Apr-26	294,007,742.43	1,659.595138	5.92%	4.08%	6.06%	7.96%	9.37%
19-Apr-26	297,549,327.18	1,658.933881	5.69%	3.75%	5.82%	7.90%	9.35%
18-Apr-26	297,482,358.34	1,658.560508	5.96%	3.67%	5.82%	7.90%	9.34%

Fecha	Patrimonio neto del Fondo	Valor Cuota	Rentabilidad				
			30 días	60 días	90 días	180 días	365 días
17-Apr-26	297,415,387.29	1,658.187122	5.99%	3.67%	5.80%	7.90%	9.34%
16-Apr-26	297,272,845.64	1,657.746008	5.70%	3.96%	5.76%	7.89%	9.28%
15-Apr-26	297,325,697.10	1,658.202499	5.89%	4.19%	6.07%	7.99%	9.35%
14-Apr-26	298,358,466.70	1,658.336262	6.26%	4.34%	6.20%	8.05%	9.36%
13-Apr-26	298,332,480.05	1,658.222391	6.43%	4.39%	6.30%	8.12%	9.36%
12-Apr-26	295,127,360.59	1,657.983194	6.51%	4.29%	6.66%	8.14%	9.37%
11-Apr-26	295,076,563.01	1,657.697820	6.35%	4.48%	6.92%	8.28%	9.37%
10-Apr-26	295,025,763.68	1,657.412437	5.81%	4.43%	6.92%	8.29%	9.14%
9-Apr-26	294,781,679.08	1,657.277032	5.70%	4.53%	6.96%	8.36%	9.13%
8-Apr-26	294,725,459.34	1,657.020308	5.44%	4.47%	7.33%	8.36%	9.10%
7-Apr-26	294,235,922.13	1,656.175789	4.64%	4.24%	7.45%	8.29%	9.04%
6-Apr-26	294,216,353.60	1,656.172075	4.90%	4.34%	7.30%	8.36%	9.37%
5-Apr-26	293,738,614.90	1,655.254935	4.46%	4.06%	7.10%	8.44%	9.33%
4-Apr-26	293,676,592.96	1,654.905433	3.86%	4.08%	7.09%	8.45%	9.33%
3-Apr-26	293,614,568.95	1,654.555920	3.62%	3.97%	7.07%	8.46%	9.77%
2-Apr-26	293,552,542.88	1,654.206395	3.69%	4.13%	7.05%	8.48%	9.47%
1-Apr-26	293,576,927.03	1,654.186392	3.28%	4.40%	7.18%	8.52%	9.70%
31-Mar-26	292,978,492.69	1,654.964015	4.10%	4.80%	7.48%	8.66%	9.84%
30-Mar-26	292,677,652.27	1,654.819930	4.23%	4.86%	7.60%	8.68%	9.91%
29-Mar-26	292,504,470.82	1,654.943243	4.51%	5.50%	7.79%	8.68%	9.94%
28-Mar-26	292,439,976.68	1,654.578345	4.43%	5.43%	7.90%	8.67%	9.94%
27-Mar-26	292,375,458.35	1,654.213311	3.75%	5.51%	7.89%	8.72%	9.81%
26-Mar-26	292,332,469.95	1,654.382999	4.04%	6.01%	8.02%	8.77%	9.86%
25-Mar-26	292,452,541.52	1,655.256162	4.82%	6.46%	8.38%	8.94%	9.95%
24-Mar-26	291,984,404.54	1,652.606547	2.53%	5.53%	7.76%	8.64%	9.81%
23-Mar-26	291,806,262.16	1,652.478325	2.63%	5.59%	7.87%	8.68%	9.84%
22-Mar-26	291,541,534.30	1,652.134187	2.56%	5.74%	7.77%	8.71%	9.84%
21-Mar-26	291,477,493.70	1,651.771276	2.12%	6.02%	7.74%	8.71%	9.84%
20-Mar-26	291,413,451.05	1,651.408353	1.96%	5.99%	7.73%	8.72%	9.91%
19-Mar-26	287,232,011.61	1,650.681447	1.70%	5.61%	7.62%	8.68%	9.90%
18-Mar-26	287,152,465.32	1,650.281586	2.31%	5.60%	7.91%	8.69%	9.91%
17-Mar-26	286,670,044.55	1,650.212470	2.36%	5.68%	8.03%	8.73%	9.94%
16-Mar-26	286,773,549.23	1,650.416660	2.70%	5.87%	8.04%	8.83%	10.18%
15-Mar-26	286,552,259.94	1,650.080446	2.63%	6.03%	8.09%	8.86%	10.18%
14-Mar-26	286,494,549.58	1,649.748127	2.38%	6.05%	8.13%	8.88%	10.18%
13-Mar-26	286,436,837.32	1,649.415797	2.71%	6.11%	8.13%	8.85%	10.22%
12-Mar-26	286,361,851.04	1,649.333934	2.76%	6.71%	8.19%	8.90%	10.12%
11-Mar-26	286,399,816.03	1,649.738103	3.36%	7.37%	8.43%	9.00%	10.19%
10-Mar-26	285,840,510.13	1,649.742214	3.45%	7.49%	8.59%	9.05%	10.22%
9-Mar-26	285,854,904.71	1,649.825293	3.71%	7.63%	8.72%	9.15%	10.27%
8-Mar-26	285,893,194.01	1,650.014169	4.04%	8.37%	8.91%	9.28%	10.30%
7-Mar-26	285,833,881.62	1,649.671852	3.93%	8.75%	8.95%	9.33%	10.30%
6-Mar-26	285,774,567.31	1,649.329523	3.97%	8.38%	8.95%	9.58%	10.47%
5-Mar-26	284,666,898.69	1,649.763202	4.35%	8.62%	9.15%	9.69%	10.72%
4-Mar-26	284,867,288.12	1,649.733341	4.91%	8.73%	9.32%	9.74%	10.74%
3-Mar-26	171,658,968.08	1,649.291627	5.13%	8.66%	9.44%	9.73%	10.59%
2-Mar-26	167,510,907.09	1,649.805483	5.74%	8.99%	9.67%	9.91%	10.65%
1-Mar-26	281,168,533.05	1,649.504313	5.73%	9.07%	9.67%	10.03%	10.65%
28-Feb-26	281,115,613.55	1,649.193856	6.69%	9.08%	9.76%	10.05%	10.66%
27-Feb-26	281,074,755.63	1,648.954158	6.64%	9.22%	9.77%	10.06%	10.86%
26-Feb-26	281,031,466.30	1,648.700197	6.90%	9.37%	9.79%	10.07%	10.86%
25-Feb-26	280,987,276.95	1,649.210451	8.17%	9.89%	10.02%	10.19%	10.93%
24-Feb-26	280,799,519.71	1,649.010448	8.23%	9.93%	10.01%	10.22%	10.91%

Fecha	Patrimonio neto del Fondo	Valor Cuota	Rentabilidad				
			30 días	60 días	90 días	180 días	365 días
23-Feb-26	280,747,192.44	1,648.862476	8.34%	10.00%	10.19%	10.32%	10.93%
22-Feb-26	280,809,701.62	1,649.210043	8.85%	10.35%	10.55%	10.44%	10.98%
21-Feb-26	280,767,211.57	1,648.960497	9.22%	10.37%	10.60%	10.49%	10.99%
20-Feb-26	280,724,719.97	1,648.710942	9.89%	10.49%	10.61%	10.53%	11.01%
19-Feb-26	280,696,541.40	1,648.927134	10.30%	10.56%	10.74%	10.62%	11.06%
18-Feb-26	280,445,756.93	1,648.775544	9.97%	10.60%	10.78%	10.66%	11.08%
17-Feb-26	280,422,694.64	1,648.394235	9.97%	10.58%	10.75%	10.67%	11.09%
16-Feb-26	280,182,768.60	1,647.188891	9.22%	10.22%	10.57%	10.56%	11.03%
15-Feb-26	280,090,154.37	1,647.049698	9.34%	10.77%	10.55%	17.81%	11.05%
14-Feb-26	280,048,815.99	1,646.806611	9.74%	10.88%	10.65%	10.65%	11.06%
13-Feb-26	280,007,475.94	1,646.563514	9.85%	10.72%	10.66%	10.70%	11.08%
12-Feb-26	279,936,911.14	1,646.562250	10.24%	10.92%	10.74%	10.77%	11.11%
11-Feb-26	277,791,463.57	1,645.789407	10.93%	10.81%	10.77%	10.72%	11.09%
10-Feb-26	277,684,395.02	1,645.650751	11.86%	10.88%	10.77%	10.76%	11.11%
9-Feb-26	277,553,949.24	1,645.256881	11.77%	10.85%	10.74%	10.79%	11.12%
8-Feb-26	276,513,120.35	1,645.144775	11.92%	11.01%	10.85%	10.95%	11.14%
7-Feb-26	276,471,440.33	1,644.896795	13.08%	11.15%	10.86%	11.15%	11.15%
6-Feb-26	276,429,758.80	1,644.648806	13.96%	11.22%	10.87%	11.20%	11.18%
5-Feb-26	277,645,735.96	1,644.453101	13.30%	11.35%	10.90%	11.26%	11.19%
4-Feb-26	238,022,813.23	1,644.055784	13.12%	11.39%	10.91%	11.27%	11.19%
3-Feb-26	275,939,728.98	1,643.999756	13.31%	11.50%	10.99%	11.32%	11.22%
2-Feb-26	275,860,961.89	1,643.241556	12.92%	11.32%	10.87%	11.29%	11.20%
1-Feb-26	275,549,187.50	1,642.526047	12.56%	11.30%	10.73%	11.27%	11.18%
31-Jan-26	275,502,583.74	1,642.248246	12.75%	11.55%	10.80%	11.27%	11.19%
30-Jan-26	275,455,631.80	1,641.968369	12.79%	11.56%	10.77%	11.28%	11.20%
29-Jan-26	275,274,613.10	1,640.438811	12.01%	11.07%	10.40%	11.11%	11.13%
28-Jan-26	275,094,987.14	1,640.262165	12.38%	11.25%	10.50%	11.15%	11.15%
27-Jan-26	274,624,290.41	1,639.681700	12.53%	11.13%	10.55%	11.12%	11.15%
26-Jan-26	274,321,514.76	1,638.595905	11.89%	10.81%	10.32%	11.01%	11.11%
25-Jan-26	274,275,555.32	1,638.321377	11.93%	10.84%	10.33%	11.04%	11.12%
24-Jan-26	274,228,444.25	1,638.039970	12.10%	10.80%	10.26%	11.04%	11.13%
23-Jan-26	274,181,331.53	1,637.758553	12.13%	11.01%	10.26%	11.04%	11.15%
22-Jan-26	273,961,812.84	1,637.056322	11.99%	11.12%	10.15%	10.97%	11.14%
21-Jan-26	273,596,014.14	1,635.979918	11.06%	10.85%	9.98%	10.89%	11.10%
20-Jan-26	273,548,912.66	1,635.698272	11.04%	10.85%	9.94%	10.91%	11.11%
19-Jan-26	273,690,766.88	1,635.949430	11.51%	11.07%	10.12%	11.00%	11.17%
18-Jan-26	273,640,910.39	1,635.570899	11.45%	11.03%	10.12%	10.86%	11.17%
17-Jan-26	273,593,793.07	1,635.289276	12.45%	11.02%	10.14%	10.86%	11.17%
16-Jan-26	273,546,674.09	1,635.007642	12.64%	11.14%	10.14%	11.15%	11.19%
15-Jan-26	273,118,905.16	1,634.279563	11.91%	10.86%	10.02%	11.09%	11.18%
14-Jan-26	273,051,864.01	1,633.902334	12.01%	10.95%	10.10%	11.10%	11.19%
13-Jan-26	272,941,919.75	1,633.423907	12.03%	10.87%	10.07%	11.10%	11.19%
12-Jan-26	272,525,726.32	1,631.821619	10.95%	10.33%	10.00%	10.92%	11.11%
11-Jan-26	272,327,345.11	1,630.558554	10.17%	10.18%	9.76%	10.78%	11.05%
10-Jan-26	272,280,141.05	1,630.275920	10.34%	10.12%	9.85%	10.85%	11.06%
9-Jan-26	272,232,935.34	1,629.993276	10.59%	10.11%	9.85%	10.86%	11.20%
8-Jan-26	272,208,423.15	1,628.363159	9.59%	9.65%	9.48%	10.85%	11.13%
7-Jan-26	271,974,070.28	1,627.080796	8.95%	9.24%	9.27%	10.73%	11.08%
6-Jan-26	271,884,971.59	1,627.663898	9.84%	9.60%	9.85%	10.87%	11.16%
5-Jan-26	270,781,817.31	1,627.482644	9.96%	9.65%	9.90%	10.74%	11.18%
4-Jan-26	270,734,688.08	1,627.199382	9.99%	9.70%	9.95%	10.93%	11.18%
3-Jan-26	270,687,557.19	1,626.916111	10.28%	9.73%	10.00%	11.00%	11.19%
2-Jan-26	270,640,424.64	1,626.632830	10.79%	9.75%	10.00%	10.98%	11.20%

Fecha	Patrimonio neto del Fondo	Valor Cuota	Rentabilidad				
			30 días	60 días	90 días	180 días	365 días
1-Jan-26	270,470,255.13	1,626.129233	10.62%	9.63%	9.94%	10.98%	11.20%
31-Dec-25	270,415,708.66	1,625.801287	10.62%	9.70%	9.94%	11.00%	11.21%
30-Dec-25	270,317,663.66	1,625.217828	10.64%	9.53%	9.73%	10.98%	11.20%
29-Dec-25	270,214,297.39	1,624.602374	10.38%	9.34%	9.64%	10.92%	11.19%
28-Dec-25	269,974,055.14	1,623.849063	10.00%	9.26%	9.65%	10.95%	11.17%
27-Dec-25	269,921,711.85	1,623.534227	10.03%	9.44%	9.62%	11.02%	11.18%
26-Dec-25	269,869,366.80	1,623.219380	9.91%	9.42%	9.64%	11.02%	11.19%
25-Dec-25	268,990,669.64	1,622.734015	10.15%	9.33%	9.61%	11.01%	11.20%
24-Dec-25	268,938,964.59	1,622.422095	10.70%	9.23%	9.65%	11.03%	11.21%
23-Dec-25	268,850,798.48	1,621.890217	10.60%	9.13%	9.65%	11.01%	11.20%
22-Dec-25	268,531,533.30	1,621.936935	10.88%	9.26%	9.76%	11.15%	11.24%
21-Dec-25	268,489,624.29	1,621.683804	10.90%	9.34%	9.80%	11.17%	11.26%
20-Dec-25	268,437,967.59	1,621.371796	10.88%	9.27%	9.84%	11.18%	11.27%
19-Dec-25	268,386,309.15	1,621.059778	10.82%	9.30%	9.87%	11.02%	11.27%
18-Dec-25	268,035,436.63	1,619.589213	10.06%	8.86%	9.58%	10.80%	11.20%
17-Dec-25	267,913,569.63	1,619.088421	9.70%	8.80%	9.57%	10.79%	11.18%
16-Dec-25	267,573,606.65	1,619.239935	10.31%	8.98%	9.78%	10.87%	11.22%
15-Dec-25	270,649,028.42	1,618.740280	10.13%	8.89%	9.76%	10.57%	11.21%
14-Dec-25	270,616,920.09	1,618.248140	9.95%	8.96%	9.66%	10.56%	11.20%
13-Dec-25	270,565,581.31	1,617.941142	10.44%	8.98%	9.69%	10.84%	11.21%
12-Dec-25	270,513,599.13	1,617.630297	10.30%	9.41%	9.71%	10.84%	11.21%
11-Dec-25	270,437,488.96	1,617.145257	10.11%	9.36%	9.68%	10.80%	11.20%
10-Dec-25	270,069,812.49	1,616.566637	10.04%	9.37%	9.70%	10.78%	11.19%
9-Dec-25	269,697,635.96	1,616.155585	9.95%	9.32%	9.79%	10.79%	11.19%
8-Dec-25	269,614,411.53	1,615.656865	9.77%	9.23%	9.84%	10.78%	11.19%
7-Dec-25	269,932,552.51	1,615.155834	9.60%	9.22%	10.31%	10.77%	11.18%
6-Dec-25	269,879,106.36	1,614.836036	9.68%	9.72%	10.32%	10.77%	11.19%
5-Dec-25	269,825,658.41	1,614.516227	9.70%	9.75%	10.33%	10.79%	11.20%
4-Dec-25	269,623,220.29	1,613.883288	9.45%	9.67%	10.26%	10.75%	11.20%
3-Dec-25	157,536,615.77	1,612.996556	8.89%	9.50%	10.23%	10.69%	11.17%
2-Dec-25	259,386,853.98	1,612.696496	9.06%	9.49%	10.48%	10.71%	11.19%
1-Dec-25	259,491,310.76	1,612.368894	8.92%	9.47%	10.50%	10.73%	11.20%
30-Nov-25	259,394,029.05	1,611.770638	8.57%	9.35%	10.44%	10.69%	11.19%
29-Nov-25	259,346,137.27	1,611.473058	8.77%	9.16%	10.43%	10.70%	11.20%
28-Nov-25	259,298,243.86	1,611.175467	9.14%	9.16%	10.46%	10.73%	11.22%
27-Nov-25	244,037,370.54	1,610.827237	9.06%	9.33%	10.48%	10.64%	13.22%
26-Nov-25	258,740,541.21	1,610.667116	9.16%	9.35%	10.67%	10.67%	11.25%
25-Nov-25	258,165,989.15	1,609.887055	8.56%	9.19%	10.59%	10.61%	11.24%
24-Nov-25	258,011,593.55	1,608.924265	8.00%	8.94%	10.49%	10.52%	11.21%
23-Nov-25	257,941,548.51	1,608.509294	7.90%	8.96%	10.54%	10.51%	11.21%
22-Nov-25	257,897,070.35	1,608.231931	8.02%	9.05%	10.58%	10.46%	11.23%
21-Nov-25	257,852,590.65	1,607.954558	7.92%	9.10%	10.62%	10.47%	11.23%
20-Nov-25	257,689,855.86	1,607.669229	8.01%	9.14%	10.65%	10.75%	11.24%
19-Nov-25	257,600,408.63	1,607.424326	8.12%	9.23%	10.71%	10.77%	11.24%
18-Nov-25	257,614,476.04	1,606.875373	7.96%	9.17%	25.56%	10.74%	11.23%
17-Nov-25	257,915,698.02	1,606.812886	8.14%	9.31%	10.82%	10.79%	11.25%
16-Nov-25	257,767,085.83	1,606.229558	7.89%	9.27%	10.81%	10.76%	11.24%
15-Nov-25	257,722,609.55	1,605.952412	8.19%	9.39%	10.88%	10.73%	11.25%
14-Nov-25	257,678,131.85	1,605.675257	8.27%	9.46%	10.92%	10.67%	11.25%
13-Nov-25	257,515,910.21	1,604.785100	8.63%	9.15%	10.79%	10.55%	11.22%
12-Nov-25	257,494,222.12	1,604.649944	8.82%	9.26%	10.91%	10.58%	11.57%
11-Nov-25	257,545,920.88	1,604.396675	9.11%	9.31%	11.20%	10.59%	11.58%
10-Nov-25	257,346,029.38	1,603.898754	8.93%	9.26%	11.52%	10.56%	11.58%

Fecha	Patrimonio neto del Fondo	Valor Cuota	Rentabilidad				
			30 días	60 días	90 días	180 días	365 días
9-Nov-25	257,299,582.96	1,603.609279	8.92%	9.41%	11.61%	10.52%	11.59%
8-Nov-25	257,253,134.95	1,603.319793	9.09%	9.59%	11.71%	10.52%	11.60%
7-Nov-25	257,206,685.36	1,603.030298	10.10%	9.75%	11.74%	10.53%	11.61%
6-Nov-25	256,140,482.72	1,602.616082	10.07%	10.49%	11.75%	10.33%	11.61%
5-Nov-25	256,086,365.75	1,602.277484	10.17%	10.49%	11.81%	10.33%	11.62%
4-Nov-25	255,725,760.60	1,601.947949	10.27%	10.51%	11.87%	10.33%	11.63%
3-Nov-25	255,682,517.15	1,601.742825	10.34%	10.58%	11.89%	10.34%	11.64%
2-Nov-25	255,078,523.85	1,601.246390	10.16%	10.70%	11.84%	10.31%	11.64%
1-Nov-25	255,052,552.82	1,601.083358	10.28%	11.13%	11.88%	10.30%	11.66%
31-Oct-25	255,026,580.78	1,600.920319	10.01%	11.24%	11.95%	10.78%	11.68%
30-Oct-25	254,940,002.03	1,600.376824	9.79%	11.16%	11.91%	10.75%	11.68%
29-Oct-25	254,806,184.29	1,599.630906	9.80%	10.96%	11.78%	10.70%	11.66%
28-Oct-25	254,680,480.11	1,599.381566	9.78%	11.02%	11.83%	10.71%	11.67%
27-Oct-25	255,537,832.28	1,599.104066	9.86%	11.08%	11.83%	10.76%	11.69%
26-Oct-25	255,530,024.86	1,599.055208	10.12%	11.41%	11.89%	10.41%	11.71%
25-Oct-25	255,484,968.53	1,598.773255	10.27%	11.50%	11.88%	10.68%	11.72%
24-Oct-25	255,439,910.68	1,598.491292	10.46%	11.63%	11.93%	10.66%	11.74%
23-Oct-25	255,371,912.89	1,598.065776	10.41%	11.70%	11.94%	10.69%	11.74%
22-Oct-25	255,563,302.70	1,597.915444	10.62%	11.82%	11.99%	10.72%	11.76%
21-Oct-25	255,236,045.41	1,597.525774	10.67%	11.83%	11.71%	10.72%	11.76%
20-Oct-25	255,118,959.95	1,597.137097	10.68%	11.84%	11.69%	10.69%	11.77%
19-Oct-25	255,014,291.99	1,596.794789	10.74%	11.88%	12.24%	10.57%	11.77%
18-Oct-25	254,969,412.23	1,596.513770	10.90%	35.27%	12.25%	10.49%	11.78%
17-Oct-25	254,924,530.94	1,596.232742	11.15%	12.06%	12.29%	10.73%	11.80%
16-Oct-25	254,955,950.43	1,595.593481	10.98%	12.03%	12.24%	10.71%	11.79%
15-Oct-25	254,865,216.93	1,595.222577	10.78%	12.09%	12.23%	10.71%	11.79%
14-Oct-25	254,644,485.78	1,593.903542	10.01%	11.71%	11.91%	10.57%	11.73%
13-Oct-25	254,407,187.23	1,593.544638	10.02%	11.73%	12.04%	10.57%	11.73%
12-Oct-25	254,378,520.19	1,592.943290	9.83%	11.71%	11.95%	10.42%	11.72%
11-Oct-25	254,333,950.62	1,592.664191	10.14%	12.14%	12.31%	10.45%	11.72%
10-Oct-25	254,289,379.53	1,592.385082	10.50%	12.72%	12.35%	10.42%	11.73%
9-Oct-25	254,190,533.37	1,591.897562	10.65%	12.77%	12.34%	10.37%	11.73%
8-Oct-25	253,911,080.17	1,590.408172	11.24%	12.40%	11.70%	10.21%	11.65%
7-Oct-25	253,854,635.04	1,590.022416	11.19%	12.41%	12.05%	10.21%	11.65%
6-Oct-25	253,782,180.54	1,589.568596	11.12%	12.40%	12.14%	9.71%	11.65%
5-Oct-25	253,564,975.67	1,589.122346	11.06%	12.44%	12.04%	9.63%	11.65%
4-Oct-25	253,519,864.35	1,588.839628	11.47%	12.55%	12.11%	9.58%	11.66%
3-Oct-25	253,474,751.50	1,588.556900	12.24%	12.55%	12.11%	9.51%	11.66%
2-Oct-25	253,316,491.28	1,588.263720	12.34%	12.56%	12.20%	10.16%	11.67%
1-Oct-25	253,194,719.58	1,588.415003	12.78%	12.75%	12.28%	10.22%	11.70%
30-Sep-25	253,171,092.36	1,588.134663	12.77%	12.81%	12.48%	10.23%	11.71%
29-Sep-25	140,599,700.02	1,587.380993	12.47%	12.66%	12.49%	11.07%	11.68%
28-Sep-25	253,065,246.68	1,587.164386	12.63%	12.68%	12.53%	10.47%	11.70%
27-Sep-25	253,006,843.73	1,586.798097	13.02%	12.71%	12.54%	10.89%	11.70%
26-Sep-25	252,948,438.87	1,586.431796	13.14%	12.68%	12.55%	11.03%	11.71%
25-Sep-25	252,928,186.25	1,585.983993	13.26%	12.59%	12.54%	11.12%	11.69%
24-Sep-25	252,847,749.25	1,585.479613	13.32%	12.48%	12.67%	11.09%	11.67%
23-Sep-25	252,788,292.90	1,585.106793	13.37%	12.51%	12.67%	11.09%	11.67%
22-Sep-25	252,722,848.28	1,584.714834	13.38%	12.54%	12.65%	10.82%	11.67%
21-Sep-25	252,725,300.70	1,584.270353	13.35%	12.49%	12.30%	10.84%	11.67%
20-Sep-25	252,661,229.00	1,583.868703	13.39%	12.06%	12.14%	10.84%	11.68%
19-Sep-25	252,597,155.53	1,583.467043	65.60%	12.02%	12.15%	10.86%	11.68%
18-Sep-25	252,494,466.05	1,582.996332	13.48%	12.80%	12.14%	10.87%	11.68%

Fecha	Patrimonio neto del Fondo	Valor Cuota	Rentabilidad				
			30 días	60 días	90 días	180 días	365 días
17-Sep-25	252,416,076.19	1,582.424355	13.46%	12.68%	11.50%	10.83%	11.67%
16-Sep-25	252,426,799.01	1,581.991809	13.54%	12.68%	11.50%	10.82%	11.65%
15-Sep-25	252,404,605.29	1,581.858117	13.78%	12.82%	12.12%	11.01%	11.67%
14-Sep-25	252,348,589.57	1,581.450456	13.78%	12.78%	12.08%	11.02%	11.68%
13-Sep-25	252,290,160.51	1,581.084285	13.95%	12.72%	12.05%	11.04%	11.68%
12-Sep-25	252,231,729.50	1,580.718102	14.75%	12.90%	12.06%	11.05%	11.68%
11-Sep-25	252,115,027.55	1,580.073577	15.61%	12.75%	12.00%	11.44%	11.67%
10-Sep-25	251,852,525.68	1,579.368077	15.51%	13.10%	11.93%	11.38%	11.65%
9-Sep-25	251,746,836.23	1,578.705298	15.48%	13.00%	11.86%	11.33%	11.63%
8-Sep-25	251,402,693.72	1,576.548716	13.94%	12.25%	11.33%	11.14%	11.54%
7-Sep-25	251,214,229.05	1,576.215813	14.01%	11.78%	11.35%	10.91%	11.55%
6-Sep-25	251,155,703.42	1,575.848600	14.17%	12.31%	11.35%	10.94%	11.55%
5-Sep-25	251,097,175.85	1,575.481375	14.31%	12.49%	11.36%	10.95%	11.55%
4-Sep-25	250,985,839.06	1,574.719857	13.89%	12.20%	11.27%	10.92%	11.53%
3-Sep-25	250,800,103.52	1,573.554527	13.14%	11.93%	11.07%	10.81%	11.48%
2-Sep-25	211,444,616.12	1,573.141702	13.03%	11.94%	11.04%	10.80%	11.49%
1-Sep-25	249,695,038.01	1,572.785942	13.08%	11.97%	11.05%	11.13%	11.50%
31-Aug-25	249,643,497.56	1,572.523348	13.21%	11.92%	11.12%	11.55%	11.51%
30-Aug-25	249,580,412.66	1,572.125972	13.09%	12.16%	10.91%	11.54%	11.51%
29-Aug-25	249,517,056.24	1,571.726885	13.11%	12.33%	10.91%	11.23%	11.51%
28-Aug-25	249,123,612.18	1,570.915797	12.65%	12.13%	10.77%	11.16%	11.48%
27-Aug-25	248,744,150.65	1,570.414127	12.44%	12.09%	10.72%	11.14%	11.48%
26-Aug-25	248,652,730.12	1,569.836955	12.15%	12.01%	10.64%	11.11%	11.46%
25-Aug-25	248,228,742.72	1,569.268067	12.03%	11.94%	10.47%	11.47%	11.45%
24-Aug-25	248,167,852.89	1,568.844955	12.05%	12.16%	10.43%	11.46%	11.45%
23-Aug-25	248,103,738.63	1,568.439643	11.99%	12.15%	10.97%	11.47%	11.45%
22-Aug-25	248,039,622.27	1,568.034318	11.12%	12.11%	10.95%	11.40%	11.46%
21-Aug-25	247,935,079.30	1,567.599050	11.01%	11.59%	10.91%	11.40%	11.45%
20-Aug-25	240,312,031.16	1,519.162461	-22.89%	-7.86%	-2.23%	4.58%	8.04%
19-Aug-25	247,820,559.53	1,566.628559	12.37%	11.29%	10.86%	11.36%	11.45%
18-Aug-25	247,534,266.22	1,566.080075	12.28%	11.25%	10.72%	11.35%	11.44%
17-Aug-25	247,473,801.19	1,565.570522	12.21%	10.31%	10.54%	11.35%	11.43%
16-Aug-25	247,409,336.53	1,565.162706	12.14%	10.32%	10.43%	11.35%	11.43%
15-Aug-25	247,344,869.75	1,564.754875	11.98%	11.13%	10.41%	11.36%	11.43%
14-Aug-25	247,388,648.31	1,564.205157	12.18%	11.01%	10.35%	11.34%	11.33%
13-Aug-25	247,199,935.02	1,562.948673	11.35%	10.56%	10.06%	11.21%	11.26%
12-Aug-25	246,946,091.01	1,561.343716	11.24%	10.06%	9.61%	11.03%	11.17%
11-Aug-25	246,843,588.32	1,560.764522	11.11%	9.99%	9.51%	11.02%	11.16%
10-Aug-25	246,748,130.59	1,560.142599	10.95%	9.92%	9.45%	10.99%	11.14%
9-Aug-25	246,683,348.29	1,559.732992	9.96%	9.91%	9.04%	11.00%	11.14%
8-Aug-25	246,618,563.88	1,559.323373	10.96%	9.87%	9.03%	11.00%	11.03%
7-Aug-25	246,507,228.05	1,558.777432	11.15%	9.81%	8.97%	11.00%	10.99%
6-Aug-25	246,425,682.72	1,558.261784	10.78%	9.74%	8.89%	10.97%	10.97%
5-Aug-25	246,380,307.23	1,557.974854	11.00%	9.80%	8.88%	10.99%	10.98%
4-Aug-25	246,319,351.67	1,557.664638	11.10%	9.84%	8.82%	11.04%	11.16%
3-Aug-25	246,166,931.25	1,557.383427	11.23%	9.93%	9.74%	11.06%	11.16%
2-Aug-25	246,102,885.92	1,556.978242	11.00%	9.88%	9.72%	11.05%	11.16%
1-Aug-25	246,038,838.49	1,556.573044	11.47%	9.87%	9.70%	11.06%	10.98%
31-Jul-25	245,999,221.37	1,556.312869	11.93%	9.98%	9.73%	11.08%	11.06%
30-Jul-25	245,823,377.03	1,555.892955	11.85%	9.66%	9.78%	11.08%	11.07%
29-Jul-25	245,765,056.56	1,555.606694	11.95%	9.71%	9.02%	11.09%	11.08%
28-Jul-25	245,582,378.45	1,555.357825	12.09%	9.73%	9.55%	11.11%	11.10%
27-Jul-25	244,949,057.38	1,555.114496	12.22%	9.76%	9.53%	11.15%	11.10%

Fecha	Patrimonio neto del Fondo	Valor Cuota	Rentabilidad				
			30 días	60 días	90 días	180 días	365 días
26-Jul-25	244,880,725.11	1,554.680673	12.66%	9.71%	9.59%	11.16%	11.09%
25-Jul-25	244,812,390.61	1,554.246836	12.61%	9.51%	9.56%	11.17%	11.07%
24-Jul-25	244,733,707.29	1,553.905980	12.59%	9.49%	9.56%	11.18%	11.07%
23-Jul-25	244,681,303.24	1,554.500611	12.43%	10.72%	9.78%	11.33%	11.13%
22-Jul-25	244,750,357.37	1,554.202669	12.04%	10.73%	9.57%	11.35%	11.14%
21-Jul-25	244,398,972.61	1,551.971321	10.48%	9.90%	8.85%	11.10%	11.00%
20-Jul-25	243,555,268.28	1,551.680141	10.60%	9.97%	9.32%	11.13%	11.01%
19-Jul-25	243,487,133.83	1,551.246059	8.81%	9.92%	9.34%	11.13%	11.00%
18-Jul-25	243,418,997.16	1,550.811963	8.80%	9.76%	9.31%	11.13%	11.00%
17-Jul-25	242,875,681.99	1,550.493866	10.47%	9.58%	9.31%	11.16%	11.00%
16-Jul-25	242,816,401.84	1,550.275003	10.52%	9.49%	9.35%	11.19%	11.01%
15-Jul-25	242,678,367.62	1,549.499180	10.04%	9.30%	8.99%	11.13%	10.98%
14-Jul-25	243,694,910.54	1,549.203650	10.15%	9.32%	9.05%	11.16%	10.98%
13-Jul-25	243,463,207.59	1,547.730681	9.24%	8.79%	8.65%	11.02%	10.90%
12-Jul-25	243,396,135.91	1,547.304297	9.26%	8.62%	8.57%	11.02%	10.90%
11-Jul-25	243,329,062.03	1,546.877899	9.24%	8.54%	8.54%	11.03%	10.96%
10-Jul-25	243,444,881.98	1,547.614183	10.13%	9.03%	8.84%	11.20%	11.04%
9-Jul-25	243,198,932.27	1,546.050645	9.13%	7.92%	7.55%	11.03%	10.95%
8-Jul-25	242,961,420.19	1,545.290521	8.78%	7.75%	7.31%	10.98%	10.92%
7-Jul-25	242,798,406.44	1,545.201335	9.06%	7.85%	7.25%	11.28%	10.94%
6-Jul-25	242,656,145.94	1,544.671246	8.96%	7.73%	7.05%	11.30%	10.92%
5-Jul-25	242,589,170.25	1,544.244900	9.00%	7.66%	8.27%	11.31%	10.92%
4-Jul-25	242,522,192.37	1,543.818540	8.89%	7.51%	8.24%	11.33%	10.91%
3-Jul-25	242,301,360.25	1,543.685820	9.11%	8.95%	8.30%	11.37%	10.93%
2-Jul-25	242,237,085.43	1,542.737378	8.72%	8.69%	9.89%	11.28%	10.89%
1-Jul-25	133,033,092.02	1,541.967791	7.80%	8.50%	8.54%	11.22%	10.86%
30-Jun-25	241,625,588.93	1,541.632807	7.85%	8.50%	9.38%	11.23%	10.86%
29-Jun-25	241,675,720.43	1,541.235425	7.77%	8.58%	9.63%	11.24%	10.86%
28-Jun-25	241,613,606.84	1,540.839309	7.69%	7.41%	9.83%	11.24%	10.85%
27-Jun-25	241,551,591.18	1,540.443817	7.62%	8.14%	9.81%	11.25%	10.86%
26-Jun-25	241,456,416.66	1,539.517830	6.80%	7.82%	9.63%	11.19%	10.81%
25-Jun-25	241,399,354.19	1,539.154001	6.75%	7.93%	9.11%	11.20%	10.81%
24-Jun-25	241,349,315.08	1,538.834954	8.37%	7.94%	9.18%	11.21%	10.82%
23-Jun-25	241,434,420.55	1,539.600853	9.31%	8.41%	9.52%	11.40%	10.91%
22-Jun-25	241,346,912.55	1,539.744347	9.71%	8.54%	9.72%	11.49%	10.95%
21-Jun-25	241,279,566.96	1,539.314696	9.72%	8.17%	9.74%	11.49%	10.94%
20-Jun-25	241,212,219.15	1,538.885031	9.62%	7.87%	9.70%	11.49%	10.92%
19-Jun-25	241,453,503.34	1,540.513787	11.09%	9.39%	10.26%	11.81%	11.07%
18-Jun-25	241,388,801.14	1,540.100976	10.64%	9.42%	10.56%	11.81%	11.07%
17-Jun-25	241,036,631.83	1,537.854077	8.70%	8.60%	10.05%	11.54%	10.93%
16-Jun-25	241,024,321.13	1,537.583931	8.76%	8.62%	10.11%	11.56%	10.94%
15-Jun-25	240,476,341.24	1,537.357109	8.86%	8.67%	10.18%	11.59%	10.95%
14-Jun-25	240,411,931.52	1,536.945340	8.70%	8.28%	11.00%	11.56%	10.95%
13-Jun-25	240,347,519.56	1,536.533557	8.38%	8.33%	10.97%	11.56%	10.95%
12-Jun-25	240,276,480.69	1,536.079407	8.19%	8.16%	10.93%	11.54%	10.97%
11-Jun-25	240,214,822.43	1,535.685228	8.20%	8.05%	11.04%	11.53%	10.98%
10-Jun-25	240,162,542.51	1,535.389355	7.07%	8.07%	10.59%	11.54%	10.98%
9-Jun-25	240,984,477.70	1,534.993031	7.02%	8.04%	10.64%	11.54%	10.98%
8-Jun-25	240,928,100.92	1,534.633929	7.01%	6.62%	10.67%	11.53%	10.99%
7-Jun-25	240,863,416.53	1,534.221911	6.86%	6.40%	10.70%	11.52%	10.99%
6-Jun-25	240,798,730.00	1,533.809878	6.72%	6.18%	10.68%	11.52%	10.99%
5-Jun-25	202,354,727.85	1,533.340058	6.39%	5.91%	10.64%	11.52%	10.98%
4-Jun-25	243,740,551.72	1,533.046082	9.12%	7.78%	11.32%	11.53%	10.99%

Fecha	Patrimonio neto del Fondo	Valor Cuota	Rentabilidad				
			30 días	60 días	90 días	180 días	365 días
3-Jun-25	243,460,547.62	1,532.668335	9.08%	7.76%	12.12%	11.54%	10.99%
2-Jun-25	242,691,476.56	1,532.169063	8.94%	7.69%	12.08%	11.54%	10.93%
1-Jun-25	242,731,091.39	1,532.482227	9.50%	10.61%	11.66%	11.65%	10.99%
31-May-25	242,669,086.27	1,532.090757	9.66%	8.74%	11.64%	11.68%	10.99%
30-May-25	242,621,511.05	1,531.790391	7.39%	10.03%	11.66%	11.70%	11.01%
29-May-25	242,700,641.04	1,531.482794	8.93%	10.45%	11.68%	11.73%	11.01%
28-May-25	242,651,609.94	1,531.173399	8.81%	10.78%	12.47%	11.75%	11.01%
27-May-25	241,734,210.85	1,531.218379	9.39%	10.94%	12.58%	11.82%	11.04%
26-May-25	241,686,694.24	1,530.917394	9.42%	10.94%	12.63%	11.85%	11.05%
25-May-25	242,872,585.12	1,528.697286	7.79%	9.34%	11.94%	15.69%	10.92%
24-May-25	242,822,277.22	1,528.380637	7.67%	9.44%	11.98%	11.61%	10.92%
23-May-25	242,771,967.55	1,528.063976	7.02%	9.49%	11.99%	11.65%	10.93%
22-May-25	242,589,604.65	1,527.626971	6.41%	9.53%	11.97%	11.66%	10.92%
21-May-25	242,515,374.10	1,527.307481	7.76%	9.61%	12.00%	11.68%	10.93%
20-May-25	242,331,222.03	1,527.256104	8.13%	9.72%	12.13%	11.74%	10.95%
19-May-25	242,347,289.18	1,527.357365	8.50%	9.89%	12.29%	11.81%	10.99%
18-May-25	242,364,721.65	1,527.342965	8.78%	10.52%	12.42%	11.86%	11.01%
17-May-25	242,311,342.65	1,527.006579	8.77%	10.58%	12.44%	11.85%	11.02%
16-May-25	242,257,961.87	1,526.670182	8.07%	10.64%	12.44%	11.85%	11.02%
15-May-25	242,221,176.86	1,526.438369	8.31%	10.74%	12.47%	11.87%	11.03%
14-May-25	242,271,472.45	1,526.408129	8.34%	12.15%	12.61%	11.92%	11.06%
13-May-25	242,218,462.48	1,526.174936	8.25%	12.19%	12.66%	11.95%	11.07%
12-May-25	240,795,266.32	1,525.774500	8.19%	12.15%	12.68%	11.92%	11.07%
11-May-25	240,955,382.11	1,526.789057	9.35%	12.95%	13.12%	12.15%	11.17%
10-May-25	240,902,100.13	1,526.451441	6.51%	12.24%	13.17%	12.82%	11.17%
9-May-25	240,848,816.39	1,526.113814	6.14%	12.34%	13.16%	12.84%	11.17%
8-May-25	240,812,410.67	1,525.883133	5.86%	12.44%	13.21%	12.87%	11.18%
7-May-25	240,772,516.46	1,525.630348	5.50%	12.57%	13.33%	12.89%	11.19%
6-May-25	237,840,176.60	1,525.550213	9.44%	12.68%	13.43%	12.94%	11.21%
5-May-25	236,779,451.46	1,522.093545	6.74%	11.29%	12.49%	12.48%	10.98%
4-May-25	236,727,500.59	1,521.759589	6.73%	12.28%	12.53%	12.50%	10.99%
3-May-25	236,675,547.99	1,521.425621	12.03%	13.53%	12.55%	12.51%	10.99%
2-May-25	236,623,593.67	1,521.091642	8.32%	13.54%	12.56%	12.52%	11.00%
1-May-25	236,515,394.14	1,520.521406	10.66%	12.50%	12.51%	12.50%	10.97%
30-Apr-25	236,804,732.47	1,522.842923	13.87%	13.70%	13.32%	12.92%	11.17%
29-Apr-25	236,494,893.40	1,520.752288	12.94%	12.92%	12.84%	12.67%	11.04%
28-Apr-25	236,977,638.70	1,520.583608	13.06%	13.00%	12.93%	12.71%	11.05%
27-Apr-25	236,902,941.69	1,519.962979	12.79%	14.06%	12.89%	12.68%	11.04%
26-Apr-25	236,851,420.43	1,519.632420	11.22%	14.06%	12.93%	12.70%	11.04%
25-Apr-25	236,799,897.46	1,519.301850	11.40%	14.12%	12.95%	12.71%	11.06%
24-Apr-25	236,613,269.96	1,519.130894	11.63%	14.00%	13.03%	12.77%	11.06%
23-Apr-25	236,671,763.72	1,519.570663	12.49%	14.40%	13.31%	12.88%	11.12%
22-Apr-25	236,640,090.56	1,519.845987	13.20%	14.69%	13.53%	12.99%	11.16%
21-Apr-25	236,346,139.93	1,517.958058	11.76%	13.99%	13.10%	12.77%	11.05%
20-Apr-25	236,213,171.42	1,517.477731	11.59%	13.97%	13.08%	12.76%	11.04%
19-Apr-25	236,161,788.15	1,517.147635	12.58%	14.03%	13.15%	12.78%	11.05%
18-Apr-25	236,110,403.18	1,516.817529	12.71%	14.08%	13.16%	12.78%	11.05%
17-Apr-25	236,059,016.50	1,516.487411	12.84%	14.14%	13.17%	12.81%	11.05%
16-Apr-25	236,185,869.49	1,516.967236	13.68%	14.53%	13.46%	12.94%	11.12%
15-Apr-25	236,045,317.41	1,516.458797	16.15%	14.46%	13.46%	12.93%	11.11%
14-Apr-25	236,190,394.52	1,516.390803	16.38%	14.58%	13.58%	12.99%	11.13%
13-Apr-25	236,137,260.30	1,516.261519	16.55%	14.75%	13.68%	13.04%	11.14%
12-Apr-25	236,086,646.28	1,515.936521	16.96%	14.79%	13.70%	13.05%	11.15%

Fecha	Patrimonio neto del Fondo	Valor Cuota	Rentabilidad				
			30 días	60 días	90 días	180 días	365 días
11-Apr-25	236,036,030.58	1,515.611513	15.53%	14.84%	13.73%	13.07%	11.15%
10-Apr-25	236,458,779.06	1,518.554361	18.81%	16.42%	14.76%	13.56%	11.39%
9-Apr-25	235,964,470.30	1,518.655349	19.33%	16.70%	15.43%	13.63%	11.43%
8-Apr-25	235,958,548.85	1,518.755212	19.94%	16.89%	15.66%	13.71%	11.46%
7-Apr-25	235,986,027.90	1,518.932082	20.43%	17.15%	15.87%	13.79%	11.50%
6-Apr-25	235,263,911.49	1,514.284155	16.34%	15.30%	14.61%	13.15%	11.18%
5-Apr-25	235,213,305.06	1,513.958425	18.43%	15.32%	14.62%	13.16%	11.18%
4-Apr-25	235,162,696.95	1,513.632684	21.07%	15.33%	14.62%	13.16%	11.18%
3-Apr-25	126,557,647.89	1,507.288342	15.37%	12.62%	12.79%	12.26%	10.74%
2-Apr-25	231,168,484.06	1,511.128274	17.38%	14.57%	14.10%	12.90%	11.05%
1-Apr-25	230,713,352.74	1,507.920183	14.68%	13.27%	13.25%	12.48%	10.84%
31-Mar-25	230,522,313.87	1,506.673493	13.38%	12.88%	12.99%	12.39%	10.78%
30-Mar-25	230,361,489.94	1,505.622362	13.22%	12.57%	12.82%	12.23%	10.73%
29-Mar-25	230,314,359.02	1,505.314319	16.21%	12.65%	12.86%	12.23%	10.73%
28-Mar-25	230,267,226.51	1,505.006265	16.86%	12.73%	12.89%	12.24%	10.73%
27-Mar-25	230,442,350.91	1,506.412543	16.15%	13.06%	12.82%	12.20%	10.83%
26-Mar-25	230,210,874.26	1,505.879580	15.65%	13.01%	12.80%	12.18%	10.82%
25-Mar-25	230,146,683.24	1,505.459687	15.65%	13.00%	12.83%	12.19%	10.82%
24-Mar-25	230,053,207.41	1,504.939779	15.51%	12.99%	12.80%	12.13%	10.80%
23-Mar-25	229,975,746.39	1,504.433052	15.39%	12.97%	12.77%	12.09%	10.79%
22-Mar-25	229,932,250.67	1,504.148516	15.52%	13.04%	12.83%	12.10%	10.79%
21-Mar-25	229,888,754.08	1,503.863975	15.65%	13.09%	12.87%	12.12%	10.80%
20-Mar-25	229,671,360.43	1,502.441850	14.86%	12.73%	12.59%	11.98%	10.72%
19-Mar-25	229,108,205.42	1,501.968761	14.83%	12.69%	12.56%	11.97%	10.71%
18-Mar-25	241,154,307.61	1,501.502749	14.76%	12.64%	12.55%	11.96%	10.70%
17-Mar-25	241,123,404.56	1,501.060017	14.67%	12.66%	12.49%	11.95%	10.69%
16-Mar-25	240,517,614.37	1,497.909772	12.36%	11.56%	11.72%	11.56%	10.49%
15-Mar-25	240,467,832.91	1,497.599740	12.51%	11.62%	11.73%	11.55%	10.49%
14-Mar-25	240,418,050.03	1,497.289700	12.59%	11.68%	11.73%	11.56%	10.49%
13-Mar-25	240,297,245.96	1,496.537349	12.33%	11.53%	11.60%	11.52%	10.46%
12-Mar-25	240,490,342.92	1,497.739930	13.68%	12.20%	12.05%	11.75%	10.58%
11-Mar-25	204,065,336.94	1,497.189625	13.65%	12.15%	11.98%	11.73%	10.56%
10-Mar-25	240,257,082.48	1,496.756924	13.54%	12.82%	11.96%	11.72%	10.56%
9-Mar-25	240,319,175.57	1,496.231279	13.42%	12.87%	11.92%	11.70%	10.54%
8-Mar-25	240,265,863.12	1,495.899355	13.68%	12.93%	11.95%	11.72%	10.54%
7-Mar-25	240,212,549.16	1,495.567421	13.72%	13.03%	11.97%	11.78%	10.54%
6-Mar-25	239,809,208.68	1,493.056216	11.93%	12.13%	11.38%	11.48%	10.40%
5-Mar-25	134,036,740.54	1,490.027308	9.80%	11.01%	10.66%	11.10%	10.19%
4-Mar-25	239,546,735.75	1,489.678137	9.86%	11.00%	10.70%	11.11%	10.19%
3-Mar-25	239,767,077.35	1,491.359671	11.54%	11.89%	11.32%	11.41%	10.34%
2-Mar-25	239,675,275.16	1,491.043463	11.59%	11.93%	11.36%	11.43%	10.34%
1-Mar-25	239,617,938.24	1,490.686765	11.61%	11.95%	11.39%	11.45%	10.34%
28-Feb-25	239,560,599.79	1,490.330057	11.70%	11.99%	11.40%	11.46%	10.34%
27-Feb-25	239,105,059.32	1,487.455148	9.73%	10.98%	10.72%	11.11%	10.15%
26-Feb-25	239,052,564.86	1,487.128584	9.84%	11.02%	10.77%	11.12%	10.15%
25-Feb-25	241,925,483.96	1,486.679888	9.84%	11.00%	18.24%	11.11%	10.14%
24-Feb-25	307,770,530.09	1,486.759133	10.24%	11.23%	10.92%	11.17%	10.17%
23-Feb-25	316,027,347.62	1,486.343584	10.23%	11.27%	10.96%	11.17%	10.16%
22-Feb-25	315,952,897.31	1,485.993429	10.33%	11.30%	11.01%	11.17%	10.16%
21-Feb-25	315,878,444.89	1,485.643263	10.42%	11.32%	11.03%	11.18%	10.16%
20-Feb-25	315,785,353.88	1,485.205436	10.43%	11.34%	11.03%	11.18%	10.15%
19-Feb-25	315,690,746.08	1,484.760476	10.40%	11.33%	11.00%	11.17%	10.14%
18-Feb-25	315,596,611.15	1,484.317739	10.48%	11.32%	10.98%	11.16%	10.13%

Fecha	Patrimonio neto del Fondo	Valor Cuota	Rentabilidad				
			30 días	60 días	90 días	180 días	365 días
17-Feb-25	315,502,903.23	1,483.877011	10.41%	11.29%	10.92%	11.16%	10.13%
16-Feb-25	315,383,224.44	1,483.502217	10.39%	11.30%	10.91%	11.16%	10.12%
15-Feb-25	315,313,309.47	1,483.173351	10.51%	11.26%	10.91%	11.18%	10.12%
14-Feb-25	315,243,392.52	1,482.844475	10.65%	11.28%	10.93%	11.18%	10.12%
13-Feb-25	287,148,274.54	1,482.353445	10.62%	11.22%	10.91%	11.16%	10.11%
12-Feb-25	315,101,378.95	1,481.955932	10.67%	11.18%	10.85%	11.16%	10.10%
11-Feb-25	315,008,117.54	1,481.517314	10.63%	11.13%	10.87%	11.15%	10.09%
10-Feb-25	314,915,327.32	1,481.080911	10.61%	11.10%	12.07%	10.98%	10.09%
9-Feb-25	314,408,611.23	1,480.578376	10.53%	11.03%	12.04%	10.95%	10.07%
8-Feb-25	314,345,700.10	1,480.282122	11.96%	11.05%	12.09%	10.95%	10.07%
7-Feb-25	314,266,689.47	1,479.910053	12.19%	11.04%	12.09%	10.95%	10.07%
6-Feb-25	222,121,103.08	1,479.266254	12.05%	10.96%	12.01%	10.91%	10.05%
5-Feb-25	252,307,244.41	1,478.891949	12.20%	10.97%	12.03%	10.90%	10.04%
4-Feb-25	326,331,667.32	1,478.561995	12.21%	11.00%	12.05%	10.71%	10.07%
3-Feb-25	326,233,742.33	1,478.118311	12.12%	11.01%	12.04%	10.63%	10.06%
2-Feb-25	326,142,730.49	1,477.705949	12.05%	11.03%	12.04%	10.62%	10.05%
1-Feb-25	326,063,144.35	1,477.345356	12.12%	11.10%	12.05%	10.62%	10.05%
31-Jan-25	325,980,700.53	1,476.971815	12.15%	11.14%	12.07%	10.95%	10.05%
30-Jan-25	325,776,056.47	1,476.597226	12.17%	11.18%	12.08%	10.94%	10.04%
29-Jan-25	325,899,193.17	1,476.129398	12.17%	11.15%	12.07%	10.93%	10.02%
28-Jan-25	325,797,671.91	1,475.656374	12.14%	11.12%	12.06%	10.56%	10.00%
27-Jan-25	325,696,336.55	1,475.197389	12.10%	11.14%	12.05%	10.69%	9.99%
26-Jan-25	325,598,381.57	1,474.753715	12.07%	22.26%	12.04%	10.70%	9.99%
25-Jan-25	325,509,712.59	1,474.352101	12.12%	11.17%	12.07%	10.71%	9.98%
24-Jan-25	325,421,041.10	1,473.950475	12.21%	11.22%	12.05%	10.71%	9.98%
23-Jan-25	325,316,805.74	1,473.478356	12.16%	11.25%	12.04%	10.68%	9.96%
22-Jan-25	325,216,307.35	1,473.023162	12.11%	11.24%	12.03%	10.65%	9.98%
21-Jan-25	327,905,158.73	1,472.582839	12.15%	11.23%	12.02%	10.62%	9.99%
20-Jan-25	327,815,086.31	1,472.178335	12.16%	11.20%	12.03%	10.61%	9.98%
19-Jan-25	327,194,943.34	1,471.637963	12.06%	11.13%	11.97%	10.56%	9.97%
18-Jan-25	327,116,830.61	1,471.286632	12.06%	11.08%	12.00%	10.56%	9.97%
17-Jan-25	327,038,715.67	1,470.935292	12.10%	11.08%	12.02%	10.55%	9.96%
16-Jan-25	300,443,417.93	1,470.468873	11.91%	11.01%	12.00%	10.54%	10.00%
15-Jan-25	326,869,297.57	1,469.981405	11.81%	10.98%	11.99%	10.52%	9.99%
14-Jan-25	326,767,817.46	1,469.525034	11.72%	10.96%	11.99%	10.50%	9.97%
13-Jan-25	326,788,176.98	1,469.074693	11.60%	10.85%	11.96%	10.48%	9.96%
12-Jan-25	326,702,586.33	1,468.689921	11.53%	10.89%	11.98%	10.48%	9.96%
11-Jan-25	326,611,795.93	1,468.281773	11.50%	12.69%	11.95%	10.46%	9.95%
10-Jan-25	326,521,003.06	1,467.873614	11.42%	12.69%	11.94%	10.45%	9.95%
9-Jan-25	325,975,495.53	1,465.870223	10.04%	12.03%	11.48%	10.21%	9.84%
8-Jan-25	231,376,740.87	1,465.225767	9.80%	11.92%	11.40%	10.17%	9.79%
7-Jan-25	225,805,477.50	1,464.763493	9.77%	11.88%	11.38%	10.28%	9.78%
6-Jan-25	226,387,276.65	1,464.207737	9.64%	11.82%	11.33%	10.24%	9.77%
5-Jan-25	226,335,781.85	1,463.874683	9.70%	11.86%	11.33%	10.24%	9.77%
4-Jan-25	226,284,285.59	1,463.541620	9.80%	11.89%	11.34%	10.24%	9.77%
3-Jan-25	226,232,787.87	1,463.208548	9.90%	11.91%	11.36%	10.24%	9.77%
2-Jan-25	226,165,738.62	1,462.774893	9.98%	11.90%	11.34%	10.23%	9.76%
1-Jan-25	225,622,148.61	1,462.362736	10.02%	11.91%	11.33%	10.22%	9.76%
31-Dec-24	225,561,551.73	1,461.969979	10.08%	11.92%	11.30%	10.21%	9.75%
30-Dec-24	225,491,453.32	1,461.515639	10.03%	11.90%	11.25%	10.19%	9.75%
29-Dec-24	225,425,865.01	1,461.081346	10.01%	11.90%	11.23%	10.18%	9.74%
28-Dec-24	225,362,847.48	1,460.672903	10.08%	11.90%	11.23%	10.17%	9.73%
27-Dec-24	225,299,828.18	1,460.264448	32.13%	11.90%	11.22%	10.16%	9.72%

Fecha	Patrimonio neto del Fondo	Valor Cuota	Rentabilidad				
			30 días	60 días	90 días	180 días	365 días
26-Dec-24	225,297,564.19	1,459.809086	10.12%	11.93%	11.21%	10.14%	9.71%
25-Dec-24	225,220,245.90	1,459.308104	10.14%	11.85%	11.20%	10.11%	9.70%
24-Dec-24	225,157,029.16	1,458.898493	10.23%	11.85%	11.12%	10.12%	9.69%
23-Dec-24	225,046,545.89	1,458.506507	10.26%	11.87%	11.05%	10.09%	9.69%
22-Dec-24	224,971,086.13	1,458.017459	10.21%	11.83%	11.03%	10.07%	9.67%
21-Dec-24	224,907,870.86	1,457.607766	10.14%	11.84%	11.02%	10.08%	9.67%
20-Dec-24	224,844,653.80	1,457.198062	10.10%	11.81%	11.02%	10.08%	9.66%
19-Dec-24	224,943,309.27	1,456.842765	10.00%	11.85%	11.03%	10.08%	9.66%
18-Dec-24	188,891,881.26	1,456.446230	9.95%	11.86%	11.03%	10.08%	9.65%
17-Dec-24	224,872,521.07	1,456.219294	10.02%	11.93%	11.08%	10.06%	9.65%
16-Dec-24	226,870,627.83	1,455.844590	10.05%	11.96%	11.08%	10.06%	9.65%
15-Dec-24	224,828,628.94	1,455.506668	10.11%	12.00%	11.05%	10.07%	9.64%
14-Dec-24	224,782,211.54	1,455.206169	10.01%	12.03%	11.08%	10.08%	9.64%
13-Dec-24	224,735,792.71	1,454.905661	10.16%	12.09%	11.11%	10.09%	9.64%
12-Dec-24	215,203,892.96	1,454.529330	13.75%	12.05%	11.12%	10.09%	9.63%
11-Dec-24	227,693,089.79	1,454.222680	13.83%	12.08%	11.14%	10.10%	9.62%
10-Dec-24	227,638,460.02	1,453.873772	13.91%	12.10%	11.15%	10.10%	9.57%
9-Dec-24	227,583,610.13	1,453.523459	13.93%	12.11%	11.16%	10.16%	9.63%
8-Dec-24	227,400,547.20	1,453.093200	13.87%	12.09%	11.16%	10.15%	9.62%
7-Dec-24	227,338,511.89	1,452.696794	13.89%	12.07%	11.26%	10.15%	9.62%
6-Dec-24	227,276,474.82	1,452.300376	13.90%	12.05%	11.26%	10.15%	9.61%
5-Dec-24	227,046,431.17	1,451.849923	13.86%	12.02%	11.25%	10.14%	9.60%
4-Dec-24	226,947,538.80	1,451.396546	13.81%	11.99%	11.22%	10.13%	9.59%
3-Dec-24	226,823,845.24	1,450.873995	13.72%	11.92%	11.19%	10.11%	9.57%
2-Dec-24	226,752,483.83	1,450.417533	13.68%	11.89%	11.19%	10.10%	9.56%
1-Dec-24	226,901,964.93	1,449.951434	13.63%	11.82%	11.18%	10.09%	9.55%
30-Nov-24	226,841,797.44	1,449.566951	13.66%	11.76%	11.20%	10.08%	9.54%
29-Nov-24	226,777,396.47	1,449.155415	13.67%	11.75%	11.20%	9.98%	9.53%
28-Nov-24	227,234,273.46	1,448.667138	13.60%	11.70%	11.17%	9.97%	9.52%
27-Nov-24	223,176,767.15	1,422.698575	-8.10%	0.75%	3.81%	6.21%	7.58%
26-Nov-24	227,583,390.00	1,447.769583	13.63%	11.65%	11.12%	9.98%	9.50%
25-Nov-24	227,501,492.85	1,447.248596	13.45%	11.63%	11.08%	9.95%	9.49%
24-Nov-24	227,420,010.15	1,446.730244	13.36%	11.47%	11.04%	9.91%	9.47%
23-Nov-24	227,353,492.39	1,446.307092	13.36%	11.35%	11.03%	9.90%	9.46%
22-Nov-24	227,286,972.75	1,445.883928	13.34%	11.34%	11.02%	9.90%	9.46%
21-Nov-24	227,236,602.78	1,445.563500	13.43%	11.37%	11.04%	9.91%	9.46%
20-Nov-24	191,666,260.99	1,445.199311	13.41%	11.38%	11.05%	9.91%	9.45%
19-Nov-24	227,237,311.38	1,444.966725	13.59%	11.45%	11.09%	9.93%	9.46%
18-Nov-24	192,192,104.54	1,444.626924	13.65%	11.47%	11.11%	9.93%	9.46%
17-Nov-24	227,711,412.51	1,444.326489	13.74%	11.51%	11.15%	9.94%	9.46%
16-Nov-24	227,646,882.72	1,443.917190	13.75%	11.50%	11.13%	9.93%	9.45%
15-Nov-24	227,582,250.22	1,443.507240	13.78%	11.43%	11.12%	9.92%	9.45%
14-Nov-24	219,092,990.08	1,443.335772	13.94%	11.52%	11.17%	9.95%	9.46%
13-Nov-24	227,516,992.85	1,442.853818	13.90%	11.49%	11.14%	9.93%	9.44%
12-Nov-24	226,719,741.81	1,438.271978	10.24%	9.69%	9.59%	9.31%	9.12%
11-Nov-24	226,657,036.47	1,437.874186	10.22%	9.69%	9.57%	9.31%	9.11%
10-Nov-24	226,588,810.83	1,437.441374	10.17%	9.66%	9.52%	9.31%	9.11%
9-Nov-24	226,531,107.10	1,437.075311	10.17%	9.66%	9.52%	9.30%	9.10%
8-Nov-24	226,473,401.74	1,436.709238	10.19%	9.69%	9.52%	9.30%	9.09%
7-Nov-24	223,410,118.96	1,436.302394	10.14%	9.84%	9.50%	9.29%	9.08%
6-Nov-24	223,346,349.14	1,435.892418	10.08%	9.83%	9.10%	9.27%	9.08%
5-Nov-24	223,346,009.19	1,435.492146	10.06%	9.83%	8.96%	9.26%	9.07%
4-Nov-24	223,286,401.92	1,435.109037	10.05%	9.82%	8.94%	9.26%	9.06%

Fecha	Patrimonio neto del Fondo	Valor Cuota	Rentabilidad				
			30 días	60 días	90 días	180 días	365 días
3-Nov-24	223,222,799.13	1,434.700249	10.02%	9.81%	8.91%	9.25%	9.06%
2-Nov-24	223,159,194.54	1,434.291448	9.99%	9.84%	9.55%	9.24%	9.05%
1-Nov-24	223,095,588.16	1,433.882637	9.89%	9.85%	9.52%	9.23%	9.04%
31-Oct-24	223,032,235.68	1,433.475457	9.76%	9.87%	9.50%	9.22%	9.03%
30-Oct-24	222,944,847.97	1,433.055155	9.72%	9.85%	8.81%	9.21%	9.03%
29-Oct-24	222,881,370.11	1,432.647129	9.69%	9.84%	9.06%	9.22%	9.02%
28-Oct-24	222,732,886.43	1,432.238910	9.67%	9.83%	9.10%	9.19%	9.01%
27-Oct-24	222,565,352.33	1,431.727280	9.57%	9.75%	9.07%	9.16%	9.00%
26-Oct-24	222,517,730.37	1,431.420935	9.70%	9.79%	9.10%	9.16%	9.00%
25-Oct-24	222,454,162.48	1,431.012013	9.46%	9.78%	9.06%	9.15%	8.99%
24-Oct-24	222,190,528.32	1,430.602297	9.25%	9.76%	9.01%	9.14%	8.98%
23-Oct-24	222,140,590.93	1,430.205484	9.24%	9.76%	8.96%	9.13%	8.98%
22-Oct-24	209,933,877.19	1,429.779314	9.20%	9.74%	8.92%	9.15%	8.97%
21-Oct-24	243,100,185.24	1,429.441869	9.25%	9.76%	8.89%	9.13%	8.97%
20-Oct-24	243,062,282.57	1,429.001649	9.20%	9.73%	8.85%	9.11%	8.95%
19-Oct-24	242,994,253.91	1,428.601698	9.19%	9.73%	8.83%	9.11%	8.95%
18-Oct-24	242,926,223.33	1,428.201735	9.18%	9.75%	8.81%	9.10%	8.94%
17-Oct-24	237,379,447.82	1,427.781759	9.16%	9.71%	8.78%	9.09%	8.93%
16-Oct-24	242,804,375.97	1,427.340445	8.98%	9.67%	8.75%	9.07%	8.92%
15-Oct-24	242,737,480.91	1,426.980698	9.00%	9.68%	8.74%	9.07%	8.92%
14-Oct-24	221,670,865.74	1,426.551999	8.97%	9.65%	8.71%	9.06%	8.92%
13-Oct-24	221,626,529.11	1,426.266673	9.06%	9.19%	8.73%	9.07%	8.92%
12-Oct-24	221,569,078.86	1,425.896954	9.08%	9.17%	8.71%	9.06%	8.91%
11-Oct-24	221,511,626.89	1,425.527225	9.08%	9.12%	8.70%	9.06%	8.91%
10-Oct-24	221,447,004.18	1,425.159602	9.08%	9.12%	8.69%	9.06%	8.90%
9-Oct-24	221,387,189.12	1,424.774652	9.12%	9.10%	8.92%	9.05%	8.89%
8-Oct-24	221,136,649.00	1,424.429779	9.46%	9.10%	8.91%	9.05%	8.89%
7-Oct-24	221,083,728.71	1,424.088898	9.50%	8.54%	8.90%	9.05%	8.89%
6-Oct-24	221,026,948.28	1,423.723153	9.52%	8.34%	8.89%	9.05%	8.88%
5-Oct-24	220,969,539.04	1,423.353357	9.52%	8.31%	8.88%	9.05%	8.88%
4-Oct-24	220,912,128.18	1,422.983550	9.52%	8.29%	8.86%	9.03%	8.87%
3-Oct-24	220,854,946.36	1,422.615219	9.61%	9.26%	8.85%	9.02%	8.86%
2-Oct-24	220,749,725.29	1,422.323853	9.73%	9.27%	8.86%	9.03%	8.86%
1-Oct-24	220,709,791.24	1,422.066552	9.89%	9.29%	8.89%	9.04%	8.87%
30-Sep-24	220,652,803.38	1,421.699371	9.91%	8.29%	8.87%	9.04%	8.86%
29-Sep-24	220,596,932.51	1,421.326444	9.91%	8.68%	8.86%	9.03%	8.86%
28-Sep-24	220,537,344.52	1,420.942513	9.91%	8.74%	8.86%	9.02%	8.85%
27-Sep-24	220,477,754.84	1,420.558571	9.87%	8.76%	8.83%	9.02%	8.84%
26-Sep-24	184,817,792.08	1,420.097831	9.80%	8.73%	8.79%	9.00%	8.83%
25-Sep-24	220,374,724.05	1,419.967599	10.01%	8.79%	8.87%	9.02%	8.84%
24-Sep-24	220,338,579.82	1,419.811135	10.20%	8.83%	8.88%	9.05%	8.85%
23-Sep-24	220,278,840.55	1,419.426189	10.20%	8.75%	8.87%	9.04%	8.84%
22-Sep-24	220,278,476.86	1,419.044416	10.20%	8.72%	8.89%	9.03%	8.83%
21-Sep-24	220,218,633.57	1,418.658903	10.19%	8.64%	8.90%	9.02%	8.82%
20-Sep-24	220,158,788.59	1,418.273379	10.19%	8.61%	8.89%	9.01%	8.82%
19-Sep-24	219,599,157.38	1,417.888357	10.19%	8.58%	8.89%	9.01%	8.81%
18-Sep-24	217,066,841.56	1,417.501213	10.23%	8.56%	8.81%	9.00%	8.79%
17-Sep-24	219,507,375.71	1,417.117308	10.18%	8.53%	8.80%	8.99%	8.78%
16-Sep-24	219,471,304.07	1,416.884433	10.29%	8.58%	8.84%	9.00%	8.80%
15-Sep-24	219,412,280.86	1,416.503385	10.28%	8.55%	8.84%	8.99%	8.73%
14-Sep-24	219,352,040.96	1,416.114483	10.25%	8.52%	8.84%	8.98%	8.73%
13-Sep-24	219,291,799.25	1,415.725568	9.26%	8.50%	8.82%	8.97%	8.72%
12-Sep-24	219,181,783.74	1,415.338026	9.20%	8.46%	8.82%	8.97%	8.71%

Fecha	Patrimonio neto del Fondo	Valor Cuota	Rentabilidad				
			30 días	60 días	90 días	180 días	365 días
11-Sep-24	219,124,661.52	1,414.969166	9.09%	8.45%	8.81%	8.96%	8.71%
10-Sep-24	219,068,050.49	1,414.603608	9.10%	8.43%	8.91%	8.95%	8.70%
9-Sep-24	219,002,161.11	1,414.178136	9.02%	8.76%	8.90%	8.94%	8.68%
8-Sep-24	218,418,847.05	1,413.440641	8.67%	8.57%	8.79%	8.88%	8.64%
7-Sep-24	218,359,325.78	1,413.055464	7.52%	8.53%	8.79%	8.87%	8.63%
6-Sep-24	218,299,802.72	1,412.670276	7.10%	8.50%	8.79%	8.86%	8.62%
5-Sep-24	218,248,177.34	1,412.306940	7.06%	8.49%	8.79%	8.85%	8.62%
4-Sep-24	218,200,377.96	1,411.932616	7.00%	8.47%	8.79%	8.84%	8.61%
3-Sep-24	217,654,603.40	1,411.468755	8.83%	8.41%	8.76%	8.85%	8.60%
2-Sep-24	217,594,888.82	1,411.045032	8.74%	8.37%	8.75%	8.83%	8.59%
1-Sep-24	217,551,050.46	1,410.598518	8.63%	8.31%	8.72%	8.81%	8.58%
31-Aug-24	217,491,805.21	1,410.214372	6.61%	8.29%	8.53%	8.79%	8.57%
30-Aug-24	217,433,928.10	1,409.839098	7.39%	8.27%	8.54%	8.78%	8.56%
29-Aug-24	217,326,411.58	1,409.466076	7.52%	8.27%	8.54%	8.78%	8.56%
28-Aug-24	217,273,041.56	1,409.132913	7.59%	8.25%	8.61%	8.77%	8.55%
27-Aug-24	214,802,748.07	1,408.751005	7.61%	8.22%	8.59%	8.77%	8.55%
26-Aug-24	217,260,320.55	1,408.379102	7.50%	8.23%	8.54%	8.76%	8.54%
25-Aug-24	217,202,868.57	1,408.006673	7.40%	8.16%	8.54%	8.75%	8.53%
24-Aug-24	217,144,415.09	1,407.627751	7.24%	8.14%	8.54%	8.74%	8.52%
23-Aug-24	217,085,959.83	1,407.248818	7.17%	8.17%	8.54%	8.72%	8.51%
22-Aug-24	217,027,755.12	1,406.871509	7.02%	8.18%	8.53%	8.71%	8.51%
21-Aug-24	216,869,531.82	1,406.493905	6.98%	8.18%	8.52%	8.70%	8.49%
20-Aug-24	216,811,337.52	1,406.116489	6.92%	8.17%	8.52%	8.69%	8.49%
19-Aug-24	207,272,175.98	1,405.679560	6.83%	8.03%	8.49%	8.67%	8.48%
18-Aug-24	216,492,875.71	1,405.359528	6.83%	8.05%	8.50%	8.67%	8.48%
17-Aug-24	216,437,452.98	1,404.999752	6.80%	8.05%	8.50%	8.66%	8.48%
16-Aug-24	216,382,028.54	1,404.639965	6.77%	8.06%	8.50%	8.65%	8.47%
15-Aug-24	216,326,602.68	1,404.280170	6.74%	8.06%	8.50%	8.65%	8.48%
14-Aug-24	216,442,807.60	1,405.034512	7.67%	8.54%	8.83%	8.81%	8.55%
13-Aug-24	216,413,668.29	1,404.715415	7.67%	8.56%	8.84%	8.80%	8.55%
12-Aug-24	216,406,820.17	1,404.472664	7.74%	8.61%	8.89%	8.81%	8.55%
11-Aug-24	218,558,248.99	1,404.099572	7.70%	8.75%	8.88%	8.80%	8.55%
10-Aug-24	218,506,548.89	1,403.767431	8.44%	8.77%	8.87%	8.80%	8.55%
9-Aug-24	218,454,847.33	1,403.435281	8.41%	8.79%	8.87%	8.79%	8.54%
8-Aug-24	218,603,629.02	1,404.370516	9.47%	9.37%	9.24%	8.98%	8.64%
7-Aug-24	218,596,877.24	1,404.474910	9.85%	9.58%	9.37%	9.04%	8.67%
6-Aug-24	218,432,444.93	1,404.164272	9.86%	9.60%	9.37%	9.05%	8.67%
5-Aug-24	218,395,096.96	1,403.853399	9.88%	9.62%	9.38%	9.05%	8.66%
4-Aug-24	217,996,979.64	1,401.294283	7.93%	8.67%	8.72%	8.75%	8.49%
3-Aug-24	217,948,052.61	1,400.979778	7.94%	8.69%	8.73%	8.75%	8.49%
2-Aug-24	217,899,125.05	1,400.665270	7.95%	8.71%	8.74%	8.75%	8.49%
1-Aug-24	218,168,892.18	1,402.595026	9.92%	9.44%	9.41%	9.09%	8.66%
31-Jul-24	218,024,660.44	1,401.331049	9.09%	9.06%	9.18%	8.95%	8.59%
30-Jul-24	217,943,750.87	1,400.811011	8.96%	9.00%	9.07%	8.91%	8.57%
29-Jul-24	217,853,516.08	1,400.391673	8.86%	9.06%	9.04%	8.86%	8.57%
28-Jul-24	182,801,904.04	1,399.996400	8.77%	9.02%	9.01%	8.85%	8.56%
27-Jul-24	182,769,517.48	1,399.748366	8.91%	9.00%	9.04%	8.86%	8.57%
26-Jul-24	182,737,130.00	1,399.500325	8.87%	9.06%	9.07%	8.87%	8.57%
25-Jul-24	221,932,423.39	1,399.306364	9.00%	9.14%	9.11%	8.89%	8.58%
24-Jul-24	194,615,599.62	1,398.999509	9.11%	9.17%	9.18%	8.89%	8.59%
23-Jul-24	221,883,423.90	1,398.796667	9.28%	9.23%	9.17%	8.90%	8.59%
22-Jul-24	221,833,534.49	1,398.475120	9.32%	9.25%	9.18%	8.95%	8.59%
21-Jul-24	221,783,335.58	1,398.158657	9.37%	9.26%	9.18%	8.98%	8.60%

Fecha	Patrimonio neto del Fondo	Valor Cuota	Rentabilidad				
			30 días	60 días	90 días	180 días	365 días
20-Jul-24	221,731,895.49	1,397.834371	9.18%	9.27%	9.18%	8.98%	8.59%
19-Jul-24	221,680,453.95	1,397.510075	9.21%	9.28%	9.19%	8.98%	8.59%
18-Jul-24	221,629,364.86	1,397.188001	9.25%	9.29%	9.19%	8.98%	8.60%
17-Jul-24	221,578,347.78	1,396.866381	9.29%	9.31%	9.20%	8.98%	8.59%
16-Jul-24	221,527,329.61	1,396.544754	9.33%	9.32%	9.20%	9.06%	8.59%
15-Jul-24	221,476,914.74	1,396.226930	9.35%	9.34%	9.21%	9.06%	8.60%
14-Jul-24	221,427,850.42	1,395.917620	9.40%	9.37%	9.22%	9.05%	8.59%
13-Jul-24	221,376,213.26	1,395.592091	9.41%	9.40%	9.23%	9.05%	8.60%
12-Jul-24	221,324,574.75	1,395.266554	9.73%	9.40%	9.22%	9.05%	8.60%
11-Jul-24	221,142,757.41	1,394.095122	9.04%	9.02%	8.98%	8.92%	8.53%
10-Jul-24	221,382,643.51	1,393.803367	9.11%	9.03%	9.00%	8.93%	8.53%
9-Jul-24	221,338,001.43	1,393.522305	9.20%	9.05%	9.01%	8.96%	8.53%
8-Jul-24	221,288,595.85	1,393.198649	9.23%	9.05%	9.02%	8.91%	8.53%
7-Jul-24	221,236,492.96	1,392.870618	9.27%	9.05%	9.02%	8.91%	8.53%
6-Jul-24	221,184,941.03	1,392.546055	9.29%	9.06%	9.00%	8.91%	8.53%
5-Jul-24	221,133,405.66	1,392.221596	9.34%	9.06%	9.00%	8.91%	8.54%
4-Jul-24	220,682,304.39	1,391.899287	9.38%	9.07%	9.00%	8.91%	8.54%
3-Jul-24	220,588,335.00	1,391.577748	9.41%	9.07%	9.00%	8.92%	8.54%
2-Jul-24	220,537,380.84	1,391.256304	8.90%	9.08%	9.00%	8.92%	8.54%
1-Jul-24	220,772,203.84	1,390.934448	8.95%	9.15%	9.00%	8.91%	8.54%
30-Jun-24	226,904,600.02	1,390.567627	8.96%	9.06%	8.99%	8.91%	8.54%
29-Jun-24	226,856,296.10	1,390.271600	9.20%	9.07%	9.00%	8.91%	8.54%
28-Jun-24	226,807,990.83	1,389.975565	9.21%	9.07%	9.01%	8.92%	8.55%
27-Jun-24	188,239,455.02	1,389.569295	9.02%	9.04%	8.98%	8.90%	8.54%
26-Jun-24	267,272,811.68	1,389.373708	9.18%	9.10%	9.02%	8.92%	8.56%
25-Jun-24	284,265,788.22	1,389.033042	9.22%	9.10%	9.01%	8.91%	8.55%
24-Jun-24	294,579,335.35	1,388.606213	9.16%	9.15%	8.98%	8.89%	8.54%
23-Jun-24	294,471,544.66	1,388.208846	9.11%	9.05%	8.95%	8.88%	8.54%
22-Jun-24	294,393,449.82	1,387.840689	9.10%	9.03%	8.94%	8.87%	8.54%
21-Jun-24	294,315,352.76	1,387.472521	9.08%	9.02%	8.92%	8.86%	8.54%
20-Jun-24	294,302,915.57	1,387.366704	9.29%	9.11%	8.99%	8.89%	8.57%
19-Jun-24	294,226,453.14	1,387.006254	9.28%	9.10%	8.98%	8.88%	8.56%
18-Jun-24	294,667,019.62	1,386.643911	9.27%	9.09%	8.96%	8.87%	8.56%
17-Jun-24	294,589,294.07	1,386.278150	9.25%	9.08%	8.95%	8.85%	8.56%
16-Jun-24	294,179,422.08	1,385.915997	9.24%	9.07%	8.94%	8.84%	8.55%
15-Jun-24	294,108,041.15	1,385.579712	9.26%	9.07%	8.93%	8.83%	8.56%
14-Jun-24	294,030,366.74	1,385.213778	9.26%	9.06%	8.92%	8.81%	8.55%
13-Jun-24	293,909,595.57	1,384.880310	9.31%	9.06%	8.91%	8.81%	8.55%
12-Jun-24	293,763,875.09	1,384.193686	9.00%	8.90%	8.80%	8.75%	8.52%
11-Jun-24	293,682,437.08	1,383.809956	8.93%	8.88%	8.78%	8.72%	8.52%
10-Jun-24	293,605,529.97	1,383.447575	8.89%	8.88%	8.77%	8.68%	8.52%
9-Jun-24	293,525,333.71	1,383.069696	8.84%	8.86%	8.75%	8.59%	8.50%
8-Jun-24	293,448,011.11	1,382.705358	8.80%	8.84%	8.74%	8.70%	8.50%
7-Jun-24	293,370,686.33	1,382.341009	8.77%	8.83%	8.72%	8.69%	8.50%
6-Jun-24	293,296,767.72	1,381.992710	8.76%	8.78%	8.71%	8.68%	8.49%
5-Jun-24	293,215,881.43	1,381.611580	8.72%	8.76%	8.75%	8.67%	8.49%
4-Jun-24	292,938,664.38	1,381.247491	8.69%	8.74%	8.72%	8.66%	8.47%
3-Jun-24	299,610,313.21	1,380.892781	8.67%	8.73%	8.70%	8.65%	8.44%
2-Jun-24	299,666,828.46	1,381.153258	9.19%	8.98%	8.87%	8.73%	8.47%
1-Jun-24	299,585,277.53	1,380.777392	9.29%	8.97%	8.85%	8.72%	8.47%
31-May-24	299,502,648.70	1,380.396559	9.10%	8.94%	8.83%	8.70%	8.47%
30-May-24	206,029,791.10	1,379.840208	8.87%	8.83%	8.75%	8.66%	8.40%
29-May-24	205,984,359.69	1,379.535941	8.86%	8.84%	8.76%	8.66%	8.39%

Fecha	Patrimonio neto del Fondo	Valor Cuota	Rentabilidad				
			30 días	60 días	90 días	180 días	365 días
28-May-24	299,488,932.92	1,379.340143	8.98%	8.89%	8.79%	8.68%	8.31%
27-May-24	287,044,550.40	1,378.972069	8.95%	8.87%	8.77%	8.66%	8.31%
26-May-24	292,961,927.07	1,378.583271	8.90%	8.84%	8.74%	8.65%	8.33%
25-May-24	292,887,883.66	1,378.234846	9.08%	8.83%	8.72%	8.65%	8.32%
24-May-24	292,813,838.27	1,377.886413	8.91%	8.81%	8.71%	8.64%	8.31%
23-May-24	292,741,168.61	1,377.539740	8.90%	8.79%	8.70%	8.64%	8.31%
22-May-24	292,659,240.33	1,377.191849	8.89%	8.78%	8.68%	8.63%	8.32%
21-May-24	292,601,343.35	1,376.858127	8.87%	8.77%	8.67%	8.63%	8.32%
20-May-24	292,681,843.35	1,376.509637	8.86%	8.76%	8.66%	8.62%	8.32%
19-May-24	292,643,713.55	1,376.163093	8.85%	8.75%	8.64%	8.61%	8.32%
18-May-24	292,569,539.15	1,375.814286	8.84%	8.73%	8.63%	8.61%	8.32%
17-May-24	292,495,362.66	1,375.465470	8.83%	8.72%	8.61%	8.60%	8.32%
16-May-24	292,425,076.39	1,375.111400	8.81%	8.70%	8.60%	8.59%	8.32%
15-May-24	291,948,432.24	1,374.750491	8.79%	8.68%	8.58%	8.58%	8.32%
14-May-24	291,404,230.27	1,374.362798	8.75%	8.65%	8.55%	8.57%	8.32%
13-May-24	291,337,613.10	1,374.024993	8.73%	8.64%	8.54%	8.56%	8.31%
12-May-24	291,708,807.93	1,373.728506	8.76%	8.65%	8.54%	8.57%	8.32%
11-May-24	291,641,109.52	1,373.409697	8.80%	8.65%	8.53%	8.56%	8.32%
10-May-24	291,573,409.18	1,373.090880	8.81%	8.64%	8.52%	8.56%	8.32%
9-May-24	291,429,493.08	1,372.772847	8.82%	8.64%	8.51%	8.55%	8.30%
8-May-24	291,284,585.66	1,372.443386	8.82%	8.64%	8.53%	8.54%	8.31%
7-May-24	290,914,674.23	1,372.113645	8.74%	8.63%	8.51%	8.54%	8.31%
6-May-24	290,844,844.30	1,371.784288	8.74%	8.70%	8.59%	8.53%	8.30%
5-May-24	291,428,461.24	1,371.455761	8.73%	8.67%	8.58%	8.53%	8.36%
4-May-24	291,358,266.22	1,371.125425	8.72%	8.66%	8.59%	8.52%	8.36%
3-May-24	291,288,069.21	1,370.795079	8.71%	8.64%	8.58%	8.51%	8.36%
2-May-24	197,977,659.03	1,370.313089	8.57%	8.56%	8.52%	8.49%	8.35%
1-May-24	291,067,178.69	1,370.152687	8.72%	8.63%	8.55%	8.51%	8.37%
30-Apr-24	291,046,246.99	1,369.850719	8.73%	8.63%	8.49%	8.51%	8.37%
29-Apr-24	290,946,733.26	1,369.560687	8.75%	8.65%	8.50%	8.51%	8.34%
28-Apr-24	290,876,391.86	1,369.229572	8.74%	8.63%	8.49%	8.50%	8.34%
27-Apr-24	290,806,048.46	1,368.898448	8.73%	8.61%	8.48%	8.50%	8.34%
26-Apr-24	290,735,703.08	1,368.567314	8.71%	8.60%	8.48%	8.49%	8.35%
25-Apr-24	185,662,745.66	1,368.029738	8.51%	8.48%	8.41%	8.45%	8.33%
24-Apr-24	290,647,872.26	1,367.869389	8.64%	8.55%	8.45%	8.48%	8.34%
23-Apr-24	290,630,515.89	1,367.536636	8.63%	8.53%	8.54%	8.47%	8.32%
22-Apr-24	290,561,369.72	1,367.204206	8.61%	8.52%	8.58%	8.47%	8.32%
21-Apr-24	290,516,147.84	1,366.887747	8.61%	8.51%	8.59%	8.46%	8.31%
20-Apr-24	290,445,208.19	1,366.553973	8.59%	8.49%	8.58%	8.46%	8.32%
19-Apr-24	290,374,266.53	1,366.220190	8.57%	8.48%	8.57%	8.45%	8.32%
18-Apr-24	290,104,174.94	1,365.887338	8.56%	8.46%	8.56%	8.45%	8.31%
17-Apr-24	290,033,206.93	1,365.553202	8.54%	8.44%	8.72%	8.44%	8.31%
16-Apr-24	289,962,526.84	1,365.220422	8.52%	8.43%	8.71%	8.44%	8.33%
15-Apr-24	289,891,842.79	1,364.887622	8.51%	8.41%	8.68%	8.43%	8.32%
14-Apr-24	289,820,625.97	1,364.552315	8.49%	8.40%	8.68%	8.43%	8.32%
13-Apr-24	289,753,595.55	1,364.236718	8.49%	8.39%	8.67%	8.45%	8.33%
12-Apr-24	289,683,160.72	1,363.905092	8.47%	8.37%	8.67%	8.42%	8.33%
11-Apr-24	289,347,621.63	1,363.549114	8.43%	8.33%	8.66%	8.41%	8.32%
10-Apr-24	289,278,161.64	1,363.221784	8.42%	8.31%	8.71%	8.41%	8.36%
9-Apr-24	290,230,288.07	1,362.896357	8.41%	8.30%	8.62%	8.40%	8.36%
8-Apr-24	290,160,605.44	1,362.569134	8.39%	8.33%	8.62%	8.39%	8.36%
7-Apr-24	290,113,031.08	1,362.322213	8.45%	8.34%	8.64%	8.40%	8.37%
6-Apr-24	290,045,289.09	1,362.004107	8.60%	8.46%	8.64%	8.39%	8.37%

Fecha	Patrimonio neto del Fondo	Valor Cuota	Rentabilidad				
			30 días	60 días	90 días	180 días	365 días
5-Apr-24	289,977,545.19	1,361.685993	8.54%	8.44%	8.64%	8.39%	8.37%
4-Apr-24	288,045,984.51	1,361.367201	8.53%	8.46%	8.64%	8.38%	8.37%
3-Apr-24	289,026,054.07	1,361.050935	8.50%	8.45%	8.64%	8.38%	8.37%
2-Apr-24	288,965,846.38	1,360.723329	8.48%	8.44%	8.63%	8.37%	8.39%
1-Apr-24	288,272,433.09	1,360.405083	8.47%	8.41%	8.64%	8.36%	8.37%
31-Mar-24	288,217,676.54	1,360.087689	8.47%	8.32%	8.64%	8.36%	8.37%
30-Mar-24	288,151,728.23	1,359.776481	8.48%	8.31%	8.64%	8.35%	8.37%
29-Mar-24	288,085,504.32	1,359.463973	8.46%	8.31%	8.63%	8.35%	8.37%
28-Mar-24	288,019,278.54	1,359.151457	8.44%	8.30%	8.63%	8.35%	8.37%
27-Mar-24	287,953,308.50	1,358.840147	8.43%	8.30%	8.62%	8.34%	8.37%
26-Mar-24	284,773,813.22	1,358.525160	8.40%	8.29%	8.62%	8.33%	8.37%
25-Mar-24	289,531,458.78	1,358.218926	8.39%	8.29%	8.61%	8.33%	8.37%
24-Mar-24	289,467,416.04	1,357.909099	8.38%	8.43%	8.61%	8.33%	8.37%
23-Mar-24	289,400,767.89	1,357.596448	8.36%	8.50%	8.60%	8.32%	8.37%
22-Mar-24	289,334,118.11	1,357.283790	8.35%	8.52%	8.59%	8.30%	8.37%
21-Mar-24	289,167,712.52	1,356.972170	8.33%	8.51%	8.59%	8.30%	8.37%
20-Mar-24	289,131,348.29	1,356.660526	8.32%	8.51%	8.58%	8.30%	8.37%
19-Mar-24	288,815,001.58	1,356.348532	8.30%	8.51%	8.57%	8.29%	8.35%
18-Mar-24	288,748,613.20	1,356.036756	8.29%	8.76%	8.56%	8.27%	8.36%
17-Mar-24	289,665,609.65	1,355.722797	8.28%	8.75%	8.54%	8.25%	8.36%
16-Mar-24	289,598,837.18	1,355.410282	8.26%	8.71%	8.52%	8.27%	8.36%
15-Mar-24	289,532,062.96	1,355.097758	8.25%	8.71%	8.51%	8.15%	8.36%
14-Mar-24	289,165,528.74	1,354.786035	8.23%	8.71%	8.51%	8.15%	8.37%
13-Mar-24	289,128,696.21	1,354.474994	8.22%	8.71%	8.47%	8.14%	8.37%
12-Mar-24	289,082,302.86	1,354.163785	8.17%	8.71%	8.42%	8.14%	8.37%
11-Mar-24	288,975,991.58	1,353.853117	8.15%	8.79%	8.25%	8.13%	8.36%
10-Mar-24	288,910,158.21	1,353.544687	8.14%	8.66%	8.49%	8.12%	8.36%
9-Mar-24	288,843,751.11	1,353.233570	8.21%	8.67%	8.48%	8.11%	8.36%
8-Mar-24	288,777,342.14	1,352.922444	8.17%	8.67%	8.47%	8.08%	8.36%
7-Mar-24	196,078,550.20	1,352.447631	8.26%	8.60%	8.41%	8.05%	8.36%
6-Mar-24	288,286,351.76	1,352.189309	8.29%	8.63%	8.41%	8.05%	8.37%
5-Mar-24	288,221,400.66	1,351.884660	8.32%	8.63%	8.41%	8.05%	8.38%
4-Mar-24	288,151,378.74	1,351.603121	8.34%	8.65%	8.41%	8.05%	8.38%
3-Mar-24	287,696,939.75	1,351.300209	8.33%	8.65%	8.41%	8.05%	8.38%
2-Mar-24	287,631,939.08	1,350.994904	8.29%	8.66%	8.40%	8.04%	8.38%
1-Mar-24	287,566,936.58	1,350.689590	8.11%	8.66%	8.40%	8.04%	8.38%
29-Feb-24	287,188,591.93	1,350.365809	8.08%	8.66%	8.38%	8.03%	8.37%
28-Feb-24	296,651,716.18	1,350.079813	8.10%	8.66%	8.38%	8.03%	8.37%
27-Feb-24	287,599,292.87	1,349.786792	8.11%	8.66%	8.38%	8.03%	8.39%
26-Feb-24	287,536,413.25	1,349.491679	8.11%	8.66%	8.38%	8.01%	8.39%
25-Feb-24	287,441,727.98	1,349.211525	8.13%	8.66%	8.39%	8.03%	8.39%
24-Feb-24	287,379,294.69	1,348.918472	8.14%	8.66%	8.39%	8.02%	8.39%
23-Feb-24	287,316,859.50	1,348.625410	8.43%	8.66%	8.40%	8.01%	8.39%
22-Feb-24	287,253,924.41	1,348.329866	8.58%	8.66%	8.40%	8.00%	8.39%
21-Feb-24	287,212,401.16	1,348.035299	8.63%	8.66%	8.40%	8.00%	8.39%
20-Feb-24	287,240,369.30	1,347.741280	8.63%	8.65%	8.40%	8.01%	8.39%
19-Feb-24	287,208,221.06	1,347.447215	8.64%	8.65%	8.40%	7.99%	8.39%
18-Feb-24	287,075,668.38	1,347.153676	8.65%	8.64%	8.40%	7.99%	8.39%
17-Feb-24	287,012,749.76	1,346.858419	9.16%	8.63%	8.40%	7.99%	8.39%
16-Feb-24	286,949,829.21	1,346.563153	9.16%	8.61%	8.41%	7.99%	8.39%
15-Feb-24	286,887,170.87	1,346.269117	9.09%	8.59%	8.41%	7.99%	8.39%
14-Feb-24	286,825,643.57	1,345.975160	9.11%	8.59%	8.41%	7.99%	8.73%
13-Feb-24	286,762,946.36	1,345.680944	9.12%	8.59%	8.41%	8.02%	8.73%

Fecha	Patrimonio neto del Fondo	Valor Cuota	Rentabilidad				
			30 días	60 días	90 días	180 días	365 días
12-Feb-24	286,700,243.29	1,345.386699	9.14%	8.54%	8.41%	7.99%	8.39%
11-Feb-24	286,646,209.05	1,345.133135	9.20%	8.48%	8.41%	8.00%	8.39%
10-Feb-24	286,584,226.13	1,344.842270	9.37%	8.24%	8.43%	8.00%	8.40%
9-Feb-24	286,522,241.43	1,344.551397	9.13%	8.60%	8.41%	8.00%	8.40%
8-Feb-24	194,705,514.03	1,344.165298	9.07%	8.56%	8.37%	7.98%	8.41%
7-Feb-24	286,141,164.04	1,343.901541	9.11%	8.56%	8.38%	7.99%	8.39%
6-Feb-24	285,958,836.48	1,343.326892	8.88%	8.43%	8.29%	7.94%	8.37%
5-Feb-24	285,411,604.89	1,343.043317	8.91%	8.42%	8.30%	7.95%	8.37%
4-Feb-24	285,318,753.29	1,342.700480	8.88%	8.40%	8.28%	7.94%	8.37%
3-Feb-24	285,256,297.03	1,342.406563	8.90%	8.39%	8.28%	7.92%	8.37%
2-Feb-24	285,193,838.87	1,342.112637	8.90%	8.39%	8.28%	7.92%	8.37%
1-Feb-24	292,164,385.50	1,341.848161	8.97%	8.40%	8.28%	7.93%	8.38%
31-Jan-24	285,244,137.94	1,341.747654	9.16%	8.48%	8.34%	7.96%	8.39%
30-Jan-24	285,181,198.46	1,341.451596	9.17%	8.48%	8.34%	7.96%	8.39%
29-Jan-24	284,954,468.91	1,341.153357	9.16%	8.47%	8.34%	7.96%	8.39%
28-Jan-24	284,890,640.21	1,340.852944	9.15%	8.46%	8.34%	7.96%	8.40%
27-Jan-24	284,826,809.71	1,340.552522	9.14%	8.46%	8.33%	7.96%	8.40%
26-Jan-24	284,762,977.40	1,340.252092	9.13%	8.46%	8.33%	7.96%	8.40%
25-Jan-24	284,699,866.24	1,339.955056	9.13%	8.46%	8.33%	7.96%	8.40%
24-Jan-24	284,570,572.69	1,339.346529	8.83%	8.32%	8.23%	7.92%	8.38%
23-Jan-24	284,473,893.37	1,338.891503	8.68%	8.25%	8.18%	7.89%	8.36%
22-Jan-24	284,400,148.82	1,338.544420	8.62%	8.23%	8.17%	7.91%	8.36%
21-Jan-24	284,467,450.66	1,338.247126	8.62%	8.23%	8.17%	7.89%	8.36%
20-Jan-24	284,403,628.75	1,337.946882	8.60%	8.23%	8.16%	7.89%	8.36%
19-Jan-24	284,339,805.03	1,337.646630	8.58%	8.22%	8.16%	7.90%	8.36%
18-Jan-24	284,138,788.50	1,336.794997	8.04%	7.97%	7.99%	7.80%	8.32%
17-Jan-24	284,018,240.00	1,336.500626	8.01%	7.97%	7.99%	7.81%	8.31%
16-Jan-24	283,973,010.52	1,336.287790	8.03%	8.01%	8.01%	7.84%	8.32%
15-Jan-24	283,906,493.32	1,335.974781	8.01%	8.00%	8.01%	7.83%	8.32%
14-Jan-24	283,688,025.48	1,335.667846	7.99%	7.99%	8.05%	7.83%	8.70%
13-Jan-24	283,621,343.13	1,335.353890	7.87%	7.99%	8.01%	7.83%	8.70%
12-Jan-24	283,554,658.89	1,335.039926	7.71%	7.96%	8.00%	7.82%	8.70%
11-Jan-24	191,996,833.51	1,334.561225	7.06%	7.90%	7.94%	7.80%	8.07%
10-Jan-24	283,563,414.37	1,334.536424	8.02%	8.00%	8.02%	7.85%	8.09%
9-Jan-24	283,496,890.17	1,334.223340	7.98%	7.97%	8.00%	7.84%	8.06%
8-Jan-24	283,421,319.81	1,333.910030	7.95%	7.95%	7.99%	7.84%	8.06%
7-Jan-24	283,355,009.08	1,333.597941	7.92%	7.94%	7.98%	7.84%	8.06%
6-Jan-24	283,288,351.80	1,333.284222	7.88%	7.93%	7.97%	7.84%	8.06%
5-Jan-24	283,221,675.81	1,332.970414	7.85%	7.92%	7.96%	7.84%	8.06%
4-Jan-24	283,155,162.87	1,332.657374	7.82%	7.91%	7.95%	7.84%	8.06%
3-Jan-24	290,412,210.56	1,332.362026	7.82%	7.90%	7.94%	7.84%	8.06%
2-Jan-24	283,616,217.62	1,332.031107	7.77%	7.88%	7.92%	7.84%	8.05%
1-Jan-24	283,581,909.21	1,331.723853	7.75%	7.87%	7.91%	7.84%	8.04%
31-Dec-23	283,516,755.54	1,331.417886	7.73%	7.86%	7.90%	7.85%	8.04%
30-Dec-23	283,455,823.00	1,331.131742	7.73%	7.87%	7.90%	7.85%	8.05%
29-Dec-23	283,394,333.04	1,330.842980	7.71%	7.87%	7.90%	7.86%	8.05%
28-Dec-23	281,532,953.59	1,330.552894	7.72%	7.87%	7.89%	7.87%	8.05%
27-Dec-23	283,671,425.04	1,330.264438	7.73%	7.87%	7.88%	7.87%	8.01%
26-Dec-23	283,510,152.48	1,329.977002	7.74%	7.87%	7.88%	7.88%	8.01%
25-Dec-23	283,443,700.27	1,329.693408	7.75%	7.88%	7.88%	7.90%	8.01%
24-Dec-23	283,382,873.12	1,329.408055	7.76%	7.88%	7.87%	7.88%	8.01%
23-Dec-23	283,322,043.85	1,329.122693	7.77%	7.88%	7.84%	7.89%	8.01%
22-Dec-23	283,261,213.11	1,328.837323	7.79%	7.89%	7.84%	7.90%	8.01%

Fecha	Patrimonio neto del Fondo	Valor Cuota	Rentabilidad				
			30 días	60 días	90 días	180 días	365 días
21-Dec-23	283,176,648.92	1,328.557870	7.80%	7.89%	7.85%	7.91%	8.93%
20-Dec-23	283,058,005.91	1,328.282681	7.82%	7.89%	7.85%	7.92%	8.93%
19-Dec-23	282,907,948.53	1,328.014599	7.84%	7.90%	7.81%	7.95%	8.93%
18-Dec-23	282,952,127.94	1,327.761859	7.88%	7.92%	7.79%	7.95%	8.93%
17-Dec-23	282,986,660.35	1,327.521156	7.93%	7.95%	7.85%	7.96%	8.05%
16-Dec-23	282,925,791.10	1,327.235612	7.94%	7.95%	7.63%	7.97%	8.04%
15-Dec-23	282,864,893.33	1,326.949934	7.94%	8.02%	7.63%	7.98%	8.04%
14-Dec-23	282,836,376.66	1,326.768126	8.05%	8.02%	7.66%	8.01%	8.21%
13-Dec-23	191,672,445.53	1,326.634070	8.16%	8.09%	7.70%	8.04%	8.19%
12-Dec-23	282,770,234.53	1,326.862428	8.68%	8.33%	7.85%	8.11%	8.22%
11-Dec-23	282,978,220.27	1,325.797721	7.92%	7.96%	7.59%	8.00%	8.15%
10-Dec-23	282,970,802.65	1,325.523940	7.90%	7.95%	7.58%	8.02%	8.15%
9-Dec-23	282,911,945.02	1,325.248232	7.91%	7.95%	7.53%	8.01%	8.15%
8-Dec-23	282,853,085.72	1,324.972517	7.91%	7.96%	7.53%	8.00%	8.15%
7-Dec-23	282,795,510.31	1,324.702816	7.94%	7.96%	7.54%	8.01%	8.15%
6-Dec-23	282,735,327.37	1,324.420900	7.94%	7.96%	7.54%	8.02%	8.15%
5-Dec-23	286,202,324.07	1,324.142688	7.94%	7.96%	7.54%	8.00%	8.15%
4-Dec-23	282,641,646.37	1,323.858481	7.94%	7.95%	7.53%	8.01%	8.15%
3-Dec-23	282,652,061.57	1,323.578010	7.95%	7.95%	7.53%	7.99%	8.16%
2-Dec-23	282,591,800.98	1,323.295827	7.95%	7.94%	7.53%	7.95%	8.16%
1-Dec-23	282,531,538.68	1,323.013636	7.95%	7.94%	7.53%	7.92%	8.16%
30-Nov-23	282,402,706.08	1,322.732427	7.96%	7.94%	7.53%	7.93%	8.16%
29-Nov-23	282,385,168.41	1,322.462123	7.98%	7.95%	7.53%	7.94%	8.16%
28-Nov-23	282,385,611.96	1,322.167543	7.97%	7.93%	7.49%	7.84%	8.16%
27-Nov-23	282,326,572.76	1,321.863918	7.96%	7.91%	7.51%	7.83%	8.32%
26-Nov-23	281,829,793.50	1,321.570098	7.96%	7.90%	7.49%	7.66%	8.32%
25-Nov-23	281,766,693.39	1,321.274206	7.95%	7.90%	7.48%	7.67%	8.33%
24-Nov-23	281,703,591.62	1,320.978306	7.95%	7.87%	7.46%	7.70%	8.33%
23-Nov-23	281,640,788.41	1,320.683806	7.94%	7.82%	7.44%	7.70%	8.68%
22-Nov-23	281,552,033.12	1,320.384626	7.93%	7.82%	7.45%	7.69%	8.33%
21-Nov-23	281,489,173.86	1,320.089837	7.91%	7.82%	7.42%	7.70%	8.37%
20-Nov-23	290,523,651.04	1,319.805189	7.92%	7.82%	7.42%	7.72%	8.37%
19-Nov-23	290,519,810.17	1,319.514007	7.92%	7.75%	7.42%	7.72%	8.37%
18-Nov-23	290,455,062.89	1,319.219931	7.92%	7.69%	7.42%	7.72%	8.37%
17-Nov-23	290,390,313.78	1,318.925847	7.91%	7.76%	7.42%	7.73%	8.37%
16-Nov-23	290,316,769.10	1,318.632682	7.91%	7.43%	7.42%	7.74%	8.39%
15-Nov-23	290,252,706.33	1,318.341706	8.04%	7.42%	7.47%	7.74%	8.37%
14-Nov-23	272,192,450.82	1,318.049928	7.94%	7.42%	7.42%	7.75%	8.37%
13-Nov-23	290,265,854.03	1,317.794765	7.96%	7.43%	7.43%	7.77%	8.46%
12-Nov-23	290,221,856.27	1,317.462809	7.91%	7.39%	7.41%	7.79%	8.46%
11-Nov-23	290,168,442.67	1,317.220338	7.95%	7.38%	7.43%	7.78%	8.46%
10-Nov-23	290,115,027.51	1,316.977859	7.96%	7.37%	7.44%	7.79%	8.47%
9-Nov-23	289,972,163.68	1,316.692410	7.94%	7.30%	7.44%	7.80%	8.46%
8-Nov-23	297,016,557.54	1,316.412414	7.95%	7.30%	7.44%	7.81%	8.45%
7-Nov-23	289,951,956.27	1,316.119183	7.93%	7.29%	7.44%	7.77%	8.57%
6-Nov-23	289,913,839.74	1,315.839045	7.93%	7.29%	7.44%	7.80%	8.57%
5-Nov-23	289,851,497.94	1,315.556092	7.92%	7.29%	7.42%	7.80%	8.57%
4-Nov-23	289,789,154.37	1,315.273132	7.91%	7.28%	7.42%	7.78%	8.58%
3-Nov-23	289,726,809.04	1,314.990164	7.90%	7.28%	7.42%	7.90%	8.58%
2-Nov-23	289,867,525.82	1,314.707966	7.88%	7.27%	7.42%	7.91%	8.58%
1-Nov-23	289,729,443.23	1,314.426313	7.88%	7.27%	7.42%	7.93%	8.58%
31-Oct-23	289,770,251.15	1,314.131681	7.87%	7.26%	7.42%	7.93%	8.58%
30-Oct-23	289,593,181.11	1,313.848347	7.87%	7.25%	7.42%	7.95%	8.58%

Fecha	Patrimonio neto del Fondo	Valor Cuota	Rentabilidad				
			30 días	60 días	90 días	180 días	365 días
29-Oct-23	289,695,321.05	1,313.562313	7.84%	7.21%	7.44%	7.93%	8.66%
28-Oct-23	289,631,560.08	1,313.273202	7.80%	7.23%	7.44%	7.89%	8.66%
27-Oct-23	289,567,797.30	1,312.984083	7.79%	7.20%	7.44%	7.89%	8.66%
26-Oct-23	289,564,880.27	1,312.696079	7.79%	7.19%	7.45%	7.90%	8.66%
25-Oct-23	289,504,052.96	1,312.408037	7.75%	7.17%	7.45%	7.91%	8.63%
24-Oct-23	289,440,643.66	1,312.120583	7.65%	7.14%	7.50%	7.92%	8.60%
23-Oct-23	289,366,050.29	1,311.832285	7.65%	7.17%	7.47%	7.92%	8.62%
22-Oct-23	289,381,238.27	1,311.557786	7.67%	7.12%	7.47%	7.88%	8.61%
21-Oct-23	289,317,431.53	1,311.268595	7.67%	7.12%	7.49%	7.88%	8.61%
20-Oct-23	289,253,622.99	1,310.979397	7.53%	7.13%	7.48%	7.88%	8.61%
19-Oct-23	289,097,994.50	1,310.690784	7.42%	7.13%	7.48%	7.88%	8.73%
18-Oct-23	289,059,630.08	1,310.402224	7.56%	7.13%	7.52%	7.89%	8.73%
17-Oct-23	288,996,139.59	1,310.114401	6.89%	7.13%	7.50%	7.88%	8.73%
16-Oct-23	199,879,983.57	1,309.687474	6.76%	7.13%	7.46%	7.87%	8.72%
15-Oct-23	288,876,263.87	1,309.505678	6.85%	7.11%	7.50%	7.92%	8.73%
14-Oct-23	288,814,810.68	1,309.227105	6.85%	7.11%	7.51%	7.92%	8.73%
13-Oct-23	288,753,355.75	1,308.948523	6.81%	7.12%	7.52%	7.93%	8.73%
12-Oct-23	288,682,404.17	1,308.672214	6.77%	7.12%	7.53%	7.94%	8.73%
11-Oct-23	289,699,869.06	1,308.418526	6.74%	7.13%	7.53%	7.95%	8.74%
10-Oct-23	288,510,883.81	1,308.151078	6.61%	7.14%	7.55%	7.95%	8.53%
9-Oct-23	288,453,637.36	1,307.867631	6.61%	7.14%	7.55%	8.04%	8.53%
8-Oct-23	288,698,217.22	1,307.595711	6.61%	7.15%	7.56%	8.04%	8.49%
7-Oct-23	288,637,799.33	1,307.322061	6.61%	7.15%	7.57%	8.05%	8.49%
6-Oct-23	288,577,379.73	1,307.048404	6.61%	7.12%	7.59%	8.05%	8.50%
5-Oct-23	288,667,852.22	1,306.775759	6.61%	7.13%	7.60%	8.06%	8.50%
4-Oct-23	288,679,477.75	1,306.509235	6.61%	7.14%	7.61%	8.07%	8.50%
3-Oct-23	288,652,240.41	1,306.245826	6.62%	7.15%	7.63%	8.08%	8.50%
2-Oct-23	288,591,382.84	1,305.970426	6.62%	7.15%	7.65%	8.08%	8.50%
1-Oct-23	288,358,816.02	1,305.682474	6.60%	7.15%	7.66%	8.12%	8.50%
30-Sep-23	288,298,379.17	1,305.408817	6.60%	7.16%	7.67%	8.09%	8.51%
29-Sep-23	288,240,834.64	1,305.148257	6.53%	7.19%	7.69%	8.10%	8.51%
28-Sep-23	288,567,589.83	1,304.906788	6.63%	7.21%	7.71%	8.11%	8.51%
27-Sep-23	288,505,603.32	1,304.626484	6.57%	7.22%	7.73%	8.11%	8.54%
26-Sep-23	288,403,463.83	1,304.345449	6.55%	7.23%	7.77%	8.11%	8.53%
25-Sep-23	288,318,568.39	1,304.097151	6.54%	7.26%	7.74%	8.11%	8.53%
24-Sep-23	287,296,019.65	1,303.919538	6.59%	7.38%	7.79%	8.13%	8.54%
23-Sep-23	287,232,697.62	1,303.632145	6.64%	7.33%	7.81%	8.14%	8.54%
22-Sep-23	287,169,374.31	1,303.344746	6.54%	7.33%	7.82%	8.14%	8.54%
21-Sep-23	287,133,785.29	1,303.057696	6.54%	7.36%	7.84%	8.14%	8.54%
20-Sep-23	287,085,461.25	1,302.913660	6.68%	7.40%	7.94%	8.16%	8.55%
19-Sep-23	287,118,489.98	1,302.744361	6.79%	7.47%	7.96%	8.18%	8.58%
18-Sep-23	198,552,196.84	1,302.309542	6.65%	7.46%	7.92%	8.16%	8.56%
17-Sep-23	287,176,859.41	1,302.732004	7.32%	7.76%	8.17%	8.25%	8.44%
16-Sep-23	287,115,141.74	1,302.452031	7.46%	7.77%	8.18%	8.27%	8.49%
15-Sep-23	287,053,422.38	1,302.172051	7.33%	7.79%	8.20%	8.27%	8.54%
14-Sep-23	282,776,440.55	1,301.900559	7.34%	7.79%	8.21%	8.28%	8.59%
13-Sep-23	287,824,216.55	1,301.659518	7.38%	7.83%	8.21%	8.30%	8.59%
12-Sep-23	287,753,221.64	1,301.428882	7.43%	7.86%	8.24%	8.31%	8.58%
11-Sep-23	287,703,135.34	1,301.212706	7.49%	7.88%	8.30%	8.32%	8.62%
10-Sep-23	287,974,831.27	1,301.078154	7.63%	7.97%	8.34%	8.35%	8.60%
9-Sep-23	287,914,290.39	1,300.804629	7.64%	7.98%	8.32%	8.35%	8.59%
8-Sep-23	287,853,747.80	1,300.531096	7.65%	8.00%	8.33%	8.35%	8.58%
7-Sep-23	287,811,644.66	1,300.258688	7.66%	8.01%	8.35%	8.36%	8.45%

Fecha	Patrimonio neto del Fondo	Valor Cuota	Rentabilidad				
			30 días	60 días	90 días	180 días	365 días
6-Sep-23	287,751,400.90	1,299.986522	7.58%	8.03%	8.32%	8.36%	8.43%
5-Sep-23	287,571,300.40	1,299.714890	7.60%	8.05%	8.34%	8.39%	8.40%
4-Sep-23	287,562,239.73	1,299.444616	7.62%	8.07%	8.29%	8.40%	8.38%
3-Sep-23	287,504,017.02	1,299.181517	7.64%	8.09%	8.22%	8.42%	8.36%
2-Sep-23	287,443,508.50	1,298.908089	7.65%	8.12%	8.15%	8.42%	8.35%
1-Sep-23	287,382,998.26	1,298.634654	7.66%	8.14%	8.17%	8.42%	8.35%
31-Aug-23	287,150,989.47	1,298.367843	7.68%	8.16%	8.20%	8.43%	8.32%
30-Aug-23	287,229,861.45	1,298.185408	7.81%	8.23%	8.04%	8.44%	8.31%
29-Aug-23	287,203,360.92	1,297.838540	7.76%	8.21%	8.00%	8.43%	8.31%
28-Aug-23	287,295,281.51	1,297.617755	7.83%	8.26%	7.69%	8.44%	8.35%
27-Aug-23	294,011,706.85	1,297.358412	7.87%	8.33%	7.72%	8.47%	8.50%
26-Aug-23	293,959,311.58	1,297.127212	7.93%	8.29%	7.81%	8.48%	8.50%
25-Aug-23	293,906,914.82	1,296.896005	8.12%	8.35%	7.81%	8.49%	8.49%
24-Aug-23	231,847,543.16	1,296.556353	7.98%	8.35%	7.78%	8.49%	8.53%
23-Aug-23	293,546,550.32	1,296.377897	8.07%	8.42%	7.83%	8.51%	8.58%
22-Aug-23	293,481,193.89	1,296.089266	8.14%	8.44%	7.88%	8.51%	8.56%
21-Aug-23	293,396,020.69	1,295.801424	8.08%	8.53%	7.87%	8.51%	8.58%
20-Aug-23	293,382,228.12	1,295.516884	8.10%	8.50%	7.88%	8.49%	8.46%
19-Aug-23	293,316,861.39	1,295.228238	8.21%	8.51%	7.89%	8.49%	8.45%
18-Aug-23	293,251,492.81	1,294.939584	8.14%	8.54%	7.91%	8.49%	8.44%
17-Aug-23	210,320,005.62	1,294.512140	8.03%	8.49%	7.87%	8.47%	8.35%
16-Aug-23	293,294,884.64	1,294.378351	8.20%	8.58%	7.94%	8.50%	8.00%
15-Aug-23	293,230,784.39	1,294.095461	8.20%	8.60%	7.96%	8.50%	7.58%
14-Aug-23	293,272,252.63	1,293.813662	8.22%	8.58%	8.01%	9.16%	7.57%
13-Aug-23	293,198,783.66	1,293.533650	8.25%	8.60%	7.99%	9.17%	6.89%
12-Aug-23	293,134,614.12	1,293.250547	8.23%	8.66%	8.00%	8.50%	6.88%
11-Aug-23	293,070,442.86	1,292.967436	8.25%	8.63%	8.01%	8.50%	6.88%
10-Aug-23	292,871,635.00	1,292.685241	8.27%	8.60%	8.03%	8.50%	6.68%
9-Aug-23	292,808,014.80	1,292.404433	8.29%	8.62%	7.96%	8.50%	6.68%
8-Aug-23	292,732,342.33	1,292.127795	8.32%	8.65%	8.00%	8.54%	6.67%
7-Aug-23	292,688,213.27	1,291.933008	8.43%	8.63%	8.04%	8.52%	6.68%
6-Aug-23	292,940,133.20	1,291.643826	8.45%	8.65%	8.00%	8.52%	9.20%
5-Aug-23	292,875,927.88	1,291.360729	8.47%	8.57%	8.24%	8.52%	9.20%
4-Aug-23	292,811,720.74	1,291.077624	8.49%	8.46%	8.26%	8.52%	9.19%
3-Aug-23	292,777,806.84	1,290.794931	8.53%	8.35%	8.28%	8.52%	9.20%
2-Aug-23	292,712,624.81	1,290.507558	8.56%	8.38%	8.28%	8.53%	8.39%
1-Aug-23	292,649,116.63	1,290.227564	8.59%	8.40%	8.32%	8.53%	8.06%
31-Jul-23	292,537,617.24	1,289.907853	8.59%	8.10%	8.28%	8.53%	7.32%
30-Jul-23	292,571,124.60	1,289.614215	8.61%	8.07%	8.18%	8.52%	7.31%
29-Jul-23	292,503,695.08	1,289.316995	8.64%	7.58%	8.19%	8.53%	7.31%
28-Jul-23	292,436,263.65	1,289.019766	8.74%	7.59%	8.20%	8.53%	7.30%
27-Jul-23	293,177,188.99	1,288.725899	8.60%	7.69%	8.21%	8.53%	7.29%
26-Jul-23	206,108,657.72	1,288.297539	8.52%	7.61%	8.18%	8.51%	7.28%
25-Jul-23	293,042,501.15	1,288.111572	8.66%	7.64%	8.22%	8.53%	7.28%
24-Jul-23	292,930,467.37	1,287.834451	8.71%	7.66%	8.13%	8.53%	7.28%
23-Jul-23	292,899,327.95	1,287.477443	8.69%	7.70%	8.11%	8.52%	6.87%
22-Jul-23	292,847,270.43	1,287.248617	8.91%	7.71%	8.13%	8.53%	6.87%
21-Jul-23	292,778,544.86	1,286.946525	8.84%	7.72%	8.13%	8.53%	6.86%
20-Jul-23	210,162,448.00	1,286.541903	8.76%	7.68%	8.11%	8.51%	6.85%
19-Jul-23	292,704,635.98	1,286.331309	8.87%	7.74%	8.12%	8.53%	6.85%
18-Jul-23	292,635,767.05	1,286.023375	8.88%	7.75%	8.14%	8.52%	6.81%
17-Jul-23	292,609,681.87	1,285.713383	8.90%	7.76%	8.19%	8.51%	6.80%
16-Jul-23	292,627,999.37	1,285.436953	8.94%	7.79%	8.19%	8.51%	6.79%

Fecha	Patrimonio neto del Fondo	Valor Cuota	Rentabilidad				
			30 días	60 días	90 días	180 días	365 días
15-Jul-23	292,557,751.03	1,285.128370	8.87%	7.86%	8.19%	8.51%	6.78%
14-Jul-23	292,487,500.69	1,284.819779	8.89%	7.80%	8.19%	9.25%	6.76%
13-Jul-23	292,291,404.85	1,284.564459	9.02%	7.83%	8.21%	9.25%	6.35%
12-Jul-23	292,231,709.15	1,284.258030	8.96%	7.84%	8.21%	9.25%	6.41%
11-Jul-23	292,212,900.61	1,283.953073	8.87%	7.86%	8.36%	8.06%	6.40%
10-Jul-23	292,175,997.88	1,283.657861	8.89%	7.74%	8.36%	8.04%	6.41%
9-Jul-23	292,126,702.62	1,283.353300	8.91%	7.79%	8.36%	7.99%	6.45%
8-Jul-23	292,056,548.87	1,283.045105	8.78%	7.80%	8.36%	7.98%	6.38%
7-Jul-23	291,986,393.14	1,282.736901	8.79%	7.72%	8.36%	7.98%	6.38%
6-Jul-23	291,926,607.97	1,282.429989	8.61%	8.06%	8.36%	7.98%	6.39%
5-Jul-23	299,903,079.08	1,282.128582	8.36%	8.08%	8.36%	7.98%	6.38%
4-Jul-23	299,827,576.46	1,281.805798	8.12%	8.09%	8.36%	7.98%	6.13%
3-Jul-23	299,855,489.37	1,281.493535	8.14%	8.09%	8.42%	7.97%	5.97%
2-Jul-23	299,807,180.28	1,281.179096	8.16%	8.13%	8.35%	7.95%	5.84%
1-Jul-23	299,733,598.84	1,280.864657	7.56%	8.07%	8.35%	7.94%	5.83%
30-Jun-23	299,660,015.32	1,280.550209	7.47%	7.92%	8.34%	7.94%	5.82%
29-Jun-23	299,601,619.44	1,280.227928	6.47%	7.91%	8.33%	7.94%	5.81%
28-Jun-23	213,784,890.02	1,279.826001	6.40%	7.87%	8.28%	7.92%	5.77%
27-Jun-23	299,732,713.43	1,279.681278	6.74%	7.96%	8.32%	7.94%	5.75%
26-Jun-23	299,517,391.26	1,279.333926	6.64%	7.95%	8.32%	7.86%	5.74%
25-Jun-23	299,439,918.10	1,279.003013	6.56%	7.95%	8.31%	7.85%	5.72%
24-Jun-23	299,363,445.70	1,278.676375	6.55%	7.78%	8.30%	7.84%	5.71%
23-Jun-23	299,286,970.72	1,278.349726	6.67%	7.77%	8.28%	7.83%	5.70%
22-Jun-23	216,209,505.11	1,277.891871	6.47%	7.68%	8.22%	7.80%	5.68%
21-Jun-23	291,123,372.28	1,277.666880	6.56%	7.72%	8.24%	7.80%	5.69%
20-Jun-23	291,051,167.81	1,277.349993	6.56%	7.73%	8.24%	9.60%	5.68%
19-Jun-23	290,977,295.52	1,277.019634	6.55%	7.69%	8.17%	9.58%	5.66%
18-Jun-23	290,905,039.68	1,276.702523	6.56%	7.71%	8.19%	9.57%	5.68%
17-Jun-23	290,831,646.21	1,276.380419	6.57%	7.78%	8.19%	9.56%	5.67%
16-Jun-23	290,758,250.52	1,276.058306	6.58%	7.75%	8.19%	7.83%	5.66%
15-Jun-23	290,704,656.96	1,275.823098	6.79%	7.79%	8.21%	7.82%	5.66%
14-Jun-23	290,631,836.68	1,275.503510	6.67%	7.79%	8.21%	7.81%	5.64%
13-Jun-23	290,544,729.64	1,275.107898	6.59%	7.74%	8.18%	8.10%	5.42%
12-Jun-23	291,042,034.67	1,274.874087	6.68%	7.78%	8.19%	8.05%	6.00%
11-Jun-23	291,280,847.24	1,274.663439	6.80%	8.05%	8.22%	8.04%	5.72%
10-Jun-23	291,207,421.95	1,274.342125	6.55%	8.04%	8.20%	8.02%	5.71%
9-Jun-23	291,133,996.99	1,274.020813	6.63%	8.03%	8.20%	8.01%	5.70%
8-Jun-23	291,344,759.73	1,273.855308	6.77%	8.09%	8.24%	8.03%	5.71%
7-Jun-23	291,271,319.26	1,273.534202	6.59%	8.09%	8.28%	8.02%	5.68%
6-Jun-23	291,225,128.70	1,273.419681	7.46%	8.18%	8.34%	8.04%	5.71%
5-Jun-23	291,291,743.47	1,273.376126	7.75%	8.31%	8.45%	8.08%	5.65%
4-Jun-23	301,360,176.75	1,273.310625	8.01%	8.43%	8.52%	8.11%	5.66%
3-Jun-23	301,281,529.76	1,272.978325	7.99%	8.51%	8.50%	8.11%	5.65%
2-Jun-23	301,202,880.85	1,272.646017	8.04%	8.39%	8.49%	8.10%	5.64%
1-Jun-23	216,203,653.24	1,272.955609	8.52%	8.69%	8.68%	8.20%	5.68%
31-May-23	291,030,022.27	1,272.734930	8.31%	8.72%	8.69%	8.21%	5.67%
30-May-23	291,223,491.90	1,273.457824	9.31%	9.21%	9.02%	8.38%	5.63%
29-May-23	291,298,067.43	1,273.126759	9.30%	9.17%	9.06%	8.37%	5.60%
28-May-23	291,930,387.65	1,272.628421	9.14%	9.07%	8.99%	8.33%	5.49%
27-May-23	291,874,894.99	1,272.386508	9.21%	9.10%	9.00%	8.66%	5.49%
26-May-23	291,819,400.76	1,272.144589	9.28%	9.14%	9.02%	8.66%	5.48%
25-May-23	312,044,200.52	1,271.824752	8.96%	9.12%	9.01%	8.66%	5.46%
24-May-23	230,957,568.20	1,271.375382	8.81%	9.04%	8.95%	8.64%	5.38%

Fecha	Patrimonio neto del Fondo	Valor Cuota	Rentabilidad				
			30 días	60 días	90 días	180 días	365 días
23-May-23	291,928,975.58	1,271.134847	8.85%	9.05%	8.97%	9.32%	5.34%
22-May-23	291,834,492.81	1,270.810508	8.84%	9.03%	8.92%	8.64%	5.23%
21-May-23	291,762,479.08	1,270.496920	8.84%	9.03%	8.91%	8.71%	5.17%
20-May-23	291,688,902.55	1,270.176526	8.78%	8.94%	8.90%	8.70%	5.16%
19-May-23	291,615,323.93	1,269.856124	8.81%	8.96%	8.89%	8.70%	5.15%
18-May-23	291,598,596.62	1,269.528537	8.94%	8.95%	8.88%	8.69%	5.10%
17-May-23	290,621,403.33	1,269.191421	8.87%	8.94%	8.86%	8.68%	5.03%
16-May-23	290,681,660.37	1,268.744866	8.75%	8.88%	10.11%	8.70%	4.98%
15-May-23	290,627,182.42	1,268.550725	8.85%	8.93%	10.14%	8.67%	5.13%
14-May-23	290,696,750.71	1,268.242382	8.85%	8.92%	8.82%	8.66%	4.89%
13-May-23	290,620,775.96	1,267.910921	8.82%	8.90%	8.81%	8.83%	4.88%
12-May-23	290,544,799.03	1,267.579452	9.26%	8.87%	8.79%	8.82%	4.87%
11-May-23	290,547,878.90	1,267.522716	9.48%	8.99%	8.87%	8.86%	4.83%
10-May-23	290,505,095.44	1,267.117255	9.38%	8.93%	8.89%	8.84%	4.12%
9-May-23	290,434,452.60	1,266.809127	9.37%	8.92%	8.82%	8.82%	4.04%
8-May-23	290,402,166.21	1,266.668301	9.53%	9.07%	8.87%	8.82%	4.05%
7-May-23	290,149,942.55	1,265.655325	8.84%	8.72%	8.63%	8.94%	3.94%
6-May-23	290,072,941.55	1,265.319441	8.81%	8.74%	8.61%	8.93%	3.93%
5-May-23	289,995,939.27	1,264.983551	8.78%	8.71%	8.60%	8.92%	3.92%
4-May-23	289,875,293.88	1,264.675338	8.97%	8.70%	8.59%	8.92%	3.55%
3-May-23	204,870,707.66	1,264.289327	8.67%	8.65%	8.56%	8.90%	4.03%
2-May-23	289,879,360.02	1,264.103899	8.79%	8.70%	8.60%	8.92%	3.91%
1-May-23	290,335,469.23	1,264.102006	9.07%	8.82%	8.69%	8.96%	3.85%
30-Apr-23	290,263,382.21	1,263.788144	9.04%	8.80%	8.68%	8.96%	3.84%
29-Apr-23	290,191,156.14	1,263.473676	8.98%	8.87%	8.68%	8.95%	3.83%
28-Apr-23	290,115,367.66	1,263.143698	8.93%	8.85%	8.67%	9.11%	3.82%
27-Apr-23	290,057,546.62	1,262.822129	8.92%	8.83%	8.66%	9.10%	3.87%
26-Apr-23	208,007,716.24	1,262.513571	8.93%	8.82%	8.65%	9.10%	3.98%
25-Apr-23	290,010,339.96	1,262.524993	9.21%	8.97%	8.76%	9.14%	4.23%
24-Apr-23	289,944,389.51	1,262.237886	9.20%	8.96%	8.75%	9.08%	4.17%
23-Apr-23	289,642,432.94	1,261.959948	9.20%	8.96%	8.75%	9.03%	4.23%
22-Apr-23	289,570,345.05	1,261.645864	9.16%	8.90%	8.75%	9.05%	4.22%
21-Apr-23	289,498,255.13	1,261.331771	9.14%	8.88%	8.74%	9.03%	4.21%
20-Apr-23	289,455,385.78	1,261.079455	9.03%	8.90%	8.75%	9.03%	4.31%
19-Apr-23	289,329,777.78	1,260.728213	9.04%	8.87%	8.73%	9.02%	4.28%
18-Apr-23	239,238,856.29	1,260.270325	8.90%	8.78%	8.65%	9.23%	4.22%
17-Apr-23	239,172,796.55	1,260.001334	8.94%	8.79%	8.66%	9.23%	4.20%
16-Apr-23	239,133,624.83	1,259.689332	8.94%	10.72%	8.66%	9.22%	4.39%
15-Apr-23	239,076,137.24	1,259.386503	8.95%	10.71%	10.10%	9.22%	4.38%
14-Apr-23	239,018,648.03	1,259.083666	8.93%	8.75%	10.09%	9.22%	4.36%
13-Apr-23	238,922,100.04	1,258.785737	8.92%	8.74%	10.09%	9.21%	4.35%
12-Apr-23	238,731,602.17	1,258.007436	8.43%	8.50%	7.60%	9.13%	4.29%
11-Apr-23	238,676,729.87	1,257.718284	8.42%	8.50%	7.56%	9.13%	4.26%
10-Apr-23	238,620,097.42	1,257.419857	8.41%	8.58%	7.45%	9.12%	3.89%
9-Apr-23	239,634,891.27	1,257.128214	8.41%	8.48%	7.45%	8.71%	3.81%
8-Apr-23	239,577,226.73	1,256.825704	8.55%	8.48%	7.45%	8.71%	3.80%
7-Apr-23	239,519,560.55	1,256.523187	8.54%	8.46%	7.45%	8.63%	3.79%
6-Apr-23	239,461,892.74	1,256.220661	8.60%	8.45%	7.44%	8.62%	2.94%
5-Apr-23	239,403,817.83	1,255.915999	8.58%	8.44%	7.44%	8.62%	3.05%
4-Apr-23	149,319,281.68	1,255.415443	8.36%	8.34%	7.37%	8.58%	3.00%
3-Apr-23	239,414,091.88	1,255.341712	8.57%	8.45%	7.41%	8.62%	2.57%
2-Apr-23	239,355,061.62	1,255.037435	8.55%	8.44%	7.38%	8.61%	2.57%
1-Apr-23	239,300,645.02	1,254.752107	8.51%	8.43%	7.39%	8.61%	2.56%

Fecha	Patrimonio neto del Fondo	Valor Cuota	Rentabilidad				
			30 días	60 días	90 días	180 días	365 días
31-Mar-23	239,246,226.88	1,254.466770	8.50%	8.44%	7.40%	8.62%	2.55%
30-Mar-23	239,176,780.26	1,254.212659	8.69%	8.46%	7.40%	8.62%	2.46%
29-Mar-23	239,122,780.16	1,253.942268	8.70%	8.47%	7.40%	8.62%	2.57%
28-Mar-23	204,043,500.79	1,253.628402	8.67%	8.46%	7.25%	8.62%	2.81%
27-Mar-23	239,012,454.80	1,253.317764	8.65%	8.45%	7.23%	8.66%	3.02%
26-Mar-23	238,929,659.82	1,253.040887	8.66%	8.47%	7.24%	8.65%	3.05%
25-Mar-23	238,877,366.16	1,252.766638	8.66%	8.46%	7.23%	8.64%	3.04%
24-Mar-23	238,825,070.86	1,252.492381	8.67%	8.47%	7.22%	8.64%	3.03%
23-Mar-23	238,729,180.40	1,252.214953	8.57%	8.47%	7.22%	8.64%	2.97%
22-Mar-23	238,673,409.40	1,251.922415	8.56%	8.47%	10.74%	8.64%	3.13%
21-Mar-23	238,647,966.90	1,251.788961	8.70%	8.55%	10.78%	8.66%	2.85%
20-Mar-23	238,578,693.00	1,251.425596	8.63%	8.52%	10.74%	8.64%	2.82%
19-Mar-23	238,495,747.14	1,251.121618	8.61%	8.47%	10.72%	8.68%	2.78%
18-Mar-23	238,436,272.68	1,250.809622	8.58%	8.46%	7.33%	8.66%	2.76%
17-Mar-23	238,376,796.53	1,250.497617	12.41%	8.45%	7.29%	8.30%	2.75%
16-Mar-23	238,308,892.08	1,250.193844	12.39%	10.59%	7.27%	8.39%	2.72%
15-Mar-23	238,254,983.58	1,249.911034	8.50%	10.60%	7.86%	8.49%	2.81%
14-Mar-23	237,781,063.24	1,249.627663	8.50%	10.60%	7.75%	8.58%	2.71%
13-Mar-23	237,920,338.42	1,249.355676	8.51%	7.13%	7.70%	8.57%	2.65%
12-Mar-23	237,845,894.29	1,249.073926	8.52%	7.08%	7.69%	8.54%	2.76%
11-Mar-23	237,791,082.49	1,248.786076	8.69%	6.93%	7.67%	8.60%	2.74%
10-Mar-23	237,736,269.04	1,248.498217	8.50%	6.92%	7.66%	8.53%	2.73%
9-Mar-23	237,130,959.62	1,248.059579	8.36%	6.85%	7.60%	8.49%	2.55%
8-Mar-23	206,472,063.34	1,247.762851	8.31%	6.85%	7.58%	8.47%	2.47%
7-Mar-23	237,027,408.97	1,247.400604	8.24%	6.82%	7.55%	8.20%	2.37%
6-Mar-23	237,366,376.77	1,247.121106	8.25%	6.82%	7.55%	8.14%	2.36%
5-Mar-23	238,423,699.47	1,246.846182	8.27%	6.83%	7.55%	8.10%	2.24%
4-Mar-23	238,369,835.98	1,246.564501	8.27%	6.78%	7.55%	8.05%	2.23%
3-Mar-23	238,315,971.18	1,246.282813	8.28%	6.75%	7.55%	8.01%	2.22%
2-Mar-23	238,254,458.44	1,246.039557	8.30%	6.78%	7.57%	8.00%	2.13%
1-Mar-23	238,177,349.69	1,245.763859	8.33%	6.80%	7.57%	7.98%	2.08%
28-Feb-23	238,180,416.24	1,245.314041	8.17%	6.71%	7.51%	7.89%	2.05%
27-Feb-23	238,314,324.56	1,245.037724	8.19%	6.71%	7.51%	7.86%	2.06%
26-Feb-23	238,260,142.59	1,244.754658	8.20%	6.50%	8.13%	7.86%	2.40%
25-Feb-23	238,205,959.08	1,244.471585	8.20%	6.48%	8.13%	7.94%	2.38%
24-Feb-23	238,151,773.87	1,244.188502	8.23%	6.48%	8.14%	8.22%	2.37%
23-Feb-23	237,878,158.39	1,243.910897	8.20%	6.47%	8.14%	8.20%	2.35%
22-Feb-23	237,846,245.96	1,243.633184	8.21%	6.46%	9.47%	8.18%	2.23%
21-Feb-23	237,810,381.90	1,243.452777	8.31%	6.49%	8.18%	8.28%	1.70%
20-Feb-23	237,709,477.38	1,243.175851	8.33%	11.74%	8.32%	8.36%	1.80%
19-Feb-23	237,625,273.80	1,242.899597	8.34%	11.73%	8.32%	8.33%	1.80%
18-Feb-23	237,571,090.16	1,242.616189	8.35%	11.71%	8.32%	8.37%	1.79%
17-Feb-23	237,516,904.98	1,242.332773	8.27%	11.69%	8.32%	8.13%	1.78%
16-Feb-23	237,433,830.25	1,242.055131	8.29%	6.66%	8.32%	8.11%	1.69%
15-Feb-23	236,634,140.53	1,237.871823	4.44%	4.68%	7.10%	7.43%	1.53%
14-Feb-23	236,580,825.93	1,237.592926	8.71%	4.66%	7.01%	7.27%	1.36%
13-Feb-23	237,640,344.94	1,241.235593	12.61%	7.49%	8.32%	7.23%	1.79%
12-Feb-23	237,587,448.67	1,240.959307	12.62%	7.32%	8.67%	6.42%	1.49%
11-Feb-23	237,533,215.24	1,240.676036	5.71%	7.24%	8.66%	6.40%	1.48%
10-Feb-23	237,478,979.93	1,240.392756	5.60%	7.22%	8.66%	5.06%	1.47%
9-Feb-23	148,392,896.92	1,239.934969	5.13%	7.12%	8.60%	5.02%	1.41%
8-Feb-23	202,353,685.44	1,239.839733	5.31%	7.19%	8.63%	5.04%	1.32%
7-Feb-23	202,338,427.96	1,239.543326	5.31%	7.17%	8.58%	8.54%	1.37%

Fecha	Patrimonio neto del Fondo	Valor Cuota	Rentabilidad				
			30 días	60 días	90 días	180 días	365 días
6-Feb-23	237,396,271.48	1,239.296343	5.35%	7.16%	9.07%	8.55%	1.21%
5-Feb-23	237,427,497.55	1,239.012478	5.36%	7.17%	9.06%	8.53%	0.99%
4-Feb-23	237,371,741.55	1,238.721516	5.36%	7.16%	9.06%	8.52%	0.98%
3-Feb-23	237,315,984.10	1,238.430547	5.35%	7.15%	9.05%	9.54%	0.97%
2-Feb-23	237,132,413.60	1,238.145616	5.25%	7.14%	9.05%	9.53%	0.76%
1-Feb-23	237,077,738.52	1,237.860140	5.19%	7.14%	9.05%	9.51%	0.84%
31-Jan-23	237,077,342.08	1,237.594357	5.23%	7.15%	9.05%	9.52%	0.81%
30-Jan-23	237,002,432.22	1,237.292392	5.24%	7.14%	9.04%	7.95%	0.73%
29-Jan-23	236,946,966.74	1,237.002830	5.21%	7.13%	9.03%	7.30%	0.85%
28-Jan-23	236,891,499.69	1,236.713259	5.19%	7.12%	9.35%	5.87%	0.84%
27-Jan-23	236,836,031.07	1,236.423680	4.77%	8.04%	9.34%	5.86%	0.83%
26-Jan-23	236,768,222.84	1,236.137565	4.72%	8.04%	9.34%	5.84%	0.66%
25-Jan-23	221,701,229.73	1,235.833195	4.71%	8.04%	9.32%	5.83%	0.60%
24-Jan-23	236,896,555.93	1,235.580150	4.70%	8.05%	9.21%	5.82%	0.53%
23-Jan-23	236,811,084.02	1,235.296004	4.67%	10.03%	9.10%	5.81%	0.54%
22-Jan-23	236,857,369.78	1,235.012947	4.63%	8.06%	9.15%	5.80%	0.52%
21-Jan-23	236,801,810.99	1,234.723255	15.05%	8.26%	9.12%	5.79%	0.51%
20-Jan-23	236,746,250.63	1,234.433554	15.01%	8.26%	9.12%	5.00%	0.50%
19-Jan-23	236,691,756.19	1,234.149411	14.97%	8.25%	9.11%	4.99%	0.48%
18-Jan-23	237,341,204.24	1,233.945334	15.02%	8.29%	9.60%	4.99%	0.40%
17-Jan-23	237,284,290.86	1,233.649439	4.99%	8.28%	9.59%	4.97%	0.43%
16-Jan-23	239,668,181.54	1,233.367661	4.90%	8.40%	9.59%	4.96%	0.40%
15-Jan-23	239,784,950.75	1,228.794814	0.61%	6.12%	8.14%	4.17%	0.14%
14-Jan-23	239,728,510.26	1,228.505581	2.34%	6.11%	8.13%	4.16%	0.13%
13-Jan-23	239,672,068.18	1,228.216339	2.00%	6.62%	8.13%	4.13%	0.11%
12-Jan-23	151,396,376.42	1,234.880352	8.74%	10.09%	10.47%	5.29%	0.73%
11-Jan-23	205,439,918.56	1,234.709938	8.80%	10.15%	10.50%	5.26%	0.65%
10-Jan-23	205,433,762.63	1,234.727032	9.07%	10.29%	10.60%	4.51%	0.59%
9-Jan-23	205,388,034.01	1,234.452187	9.04%	10.25%	9.79%	4.62%	0.58%
8-Jan-23	205,339,445.52	1,234.160154	8.99%	10.18%	9.79%	4.61%	0.56%
7-Jan-23	205,290,855.66	1,233.868112	8.93%	10.88%	9.63%	4.62%	0.55%
6-Jan-23	205,242,264.42	1,233.576062	8.93%	10.87%	9.63%	4.70%	0.53%
5-Jan-23	205,184,798.13	1,233.290760	8.92%	10.86%	9.62%	4.58%	0.66%
4-Jan-23	205,137,473.97	1,233.006311	8.90%	10.85%	9.62%	4.57%	0.70%
3-Jan-23	240,386,845.47	1,232.826040	9.00%	10.90%	9.65%	4.61%	0.38%
2-Jan-23	243,101,399.44	1,232.604623	9.06%	10.93%	9.66%	4.60%	0.43%
1-Jan-23	243,040,760.98	1,232.297166	9.03%	10.91%	9.65%	4.11%	0.28%
31-Dec-22	242,980,120.79	1,231.989700	9.00%	10.89%	9.65%	3.80%	0.26%
30-Dec-22	242,927,924.77	1,231.725049	9.01%	10.89%	9.66%	3.56%	0.25%
29-Dec-22	242,870,686.35	1,231.463408	9.02%	11.38%	9.67%	3.55%	0.39%
28-Dec-22	242,867,150.46	1,231.600146	11.27%	11.59%	9.80%	3.61%	0.28%
27-Dec-22	242,840,327.80	1,231.357149	11.31%	11.60%	9.90%	3.59%	0.34%
26-Dec-22	243,312,058.35	1,231.066642	11.32%	11.59%	9.88%	3.54%	0.32%
25-Dec-22	243,261,237.94	1,230.824686	11.35%	11.41%	9.88%	3.48%	0.48%
24-Dec-22	243,212,006.95	1,230.575592	15.33%	11.27%	9.88%	3.46%	0.47%
23-Dec-22	243,162,774.82	1,230.326493	11.44%	11.36%	9.89%	3.44%	0.46%
22-Dec-22	241,049,330.47	1,219.633136	1.45%	6.08%	6.37%	1.68%	-0.40%
21-Dec-22	241,339,510.15	1,219.390114	1.48%	6.09%	6.37%	1.68%	-0.49%
20-Dec-22	241,291,284.46	1,219.146449	1.51%	6.11%	6.38%	1.66%	-0.49%
19-Dec-22	241,012,532.34	1,218.902418	1.55%	6.81%	6.47%	1.69%	-0.49%
18-Dec-22	242,413,713.25	1,228.611948	11.53%	11.85%	9.81%	3.34%	0.29%
17-Dec-22	242,376,390.88	1,228.422790	11.85%	11.89%	9.15%	3.33%	0.28%
16-Dec-22	242,327,900.94	1,228.177031	11.63%	11.90%	9.35%	3.36%	0.27%

Fecha	Patrimonio neto del Fondo	Valor Cuota	Rentabilidad				
			30 días	60 días	90 días	180 días	365 días
15-Dec-22	241,927,481.84	1,226.147609	9.86%	11.01%	8.95%	3.06%	0.09%
14-Dec-22	153,015,629.24	1,226.202109	11.23%	11.18%	9.24%	3.10%	0.11%
13-Dec-22	206,948,674.25	1,226.075832	11.37%	11.25%	9.26%	3.12%	0.18%
12-Dec-22	206,815,834.88	1,225.839696	11.41%	11.27%	9.21%	3.10%	0.10%
11-Dec-22	207,956,746.92	1,225.595204	11.44%	11.28%	9.36%	2.69%	0.08%
10-Dec-22	207,915,527.90	1,225.352279	11.38%	10.10%	9.23%	3.81%	0.07%
9-Dec-22	207,874,307.71	1,225.109347	11.28%	10.11%	9.21%	3.27%	0.06%
8-Dec-22	207,834,269.68	1,224.873383	12.73%	9.91%	9.20%	3.26%	0.11%
7-Dec-22	207,986,793.09	1,224.589127	12.71%	9.90%	8.68%	3.25%	0.16%
6-Dec-22	208,000,701.78	1,224.318657	12.71%	9.91%	8.57%	3.23%	-0.23%
5-Dec-22	207,962,728.79	1,224.047735	12.71%	9.90%	8.48%	3.19%	-0.14%
4-Dec-22	207,947,733.45	1,223.776195	12.71%	9.90%	8.40%	3.22%	-0.12%
3-Dec-22	207,900,547.01	1,223.498502	12.71%	9.90%	8.31%	3.06%	-0.13%
2-Dec-22	207,853,359.24	1,223.220801	12.70%	9.89%	8.28%	3.04%	-0.14%
1-Dec-22	207,788,451.32	1,222.947665	12.69%	9.91%	8.25%	3.03%	-0.21%
30-Nov-22	207,727,056.70	1,222.671618	12.68%	9.91%	8.11%	3.02%	-0.35%
29-Nov-22	207,773,786.48	1,222.397936	13.63%	9.91%	8.07%	3.00%	-0.31%
28-Nov-22	210,592,725.78	1,220.293137	11.79%	8.98%	7.45%	2.67%	-0.48%
27-Nov-22	210,576,242.35	1,220.020654	11.79%	9.12%	7.59%	2.42%	-0.47%
26-Nov-22	210,524,317.29	1,219.719815	11.74%	9.08%	8.15%	2.38%	-0.49%
25-Nov-22	210,476,942.14	1,219.445336	11.37%	9.06%	8.11%	2.19%	-0.50%
24-Nov-22	209,774,337.83	1,215.258765	7.13%	7.07%	6.74%	1.52%	-0.83%
23-Nov-22	210,360,747.05	1,218.862680	11.18%	9.03%	8.21%	2.16%	-0.57%
22-Nov-22	210,185,363.40	1,218.178506	10.69%	8.82%	8.24%	2.04%	-0.65%
21-Nov-22	210,124,548.94	1,217.903941	10.69%	8.80%	8.17%	1.93%	-0.56%
20-Nov-22	210,105,597.78	1,217.631691	10.69%	8.80%	8.24%	1.83%	-0.62%
19-Nov-22	210,057,518.94	1,217.353058	12.05%	8.92%	7.79%	1.63%	-0.63%
18-Nov-22	210,009,438.75	1,217.074417	12.05%	8.86%	7.75%	1.52%	-0.65%
17-Nov-22	120,045,286.75	1,216.572095	11.81%	7.73%	7.63%	1.47%	-0.73%
16-Nov-22	195,119,636.71	1,216.553040	12.06%	8.13%	7.39%	1.50%	-0.71%
15-Nov-22	195,035,832.84	1,216.286052	12.06%	8.42%	6.01%	1.40%	-0.72%
14-Nov-22	194,807,945.37	1,214.989487	11.02%	8.17%	4.07%	1.11%	-0.71%
13-Nov-22	195,317,553.10	1,214.725021	11.03%	8.12%	4.05%	1.03%	-0.94%
12-Nov-22	195,273,966.43	1,214.453945	11.03%	8.04%	1.44%	1.32%	-0.95%
11-Nov-22	195,230,378.87	1,214.182864	11.02%	8.24%	1.41%	0.85%	-0.96%
10-Nov-22	195,698,526.35	1,213.994147	8.73%	8.08%	1.41%	0.85%	-0.99%
9-Nov-22	195,704,039.45	1,213.854546	8.86%	8.11%	8.31%	0.86%	-1.02%
8-Nov-22	195,356,392.73	1,212.193788	7.01%	7.35%	7.85%	0.51%	-1.22%
7-Nov-22	195,277,429.54	1,211.927150	7.02%	6.59%	7.82%	-0.85%	-1.23%
6-Nov-22	195,218,789.63	1,211.662498	7.03%	6.44%	7.80%	-0.98%	-1.28%
5-Nov-22	195,175,066.88	1,211.391124	7.02%	6.30%	9.81%	-1.00%	-1.29%
4-Nov-22	195,131,342.90	1,211.119743	7.01%	6.17%	9.78%	-1.10%	-1.30%
3-Nov-22	195,088,305.09	1,210.852621	7.01%	6.05%	9.76%	-1.11%	-1.28%
2-Nov-22	198,030,018.26	1,210.586147	7.01%	6.00%	9.78%	-1.12%	-1.29%
1-Nov-22	200,216,822.39	1,210.324891	7.06%	5.96%	6.72%	-1.82%	-1.32%
31-Oct-22	200,945,716.55	1,210.059534	7.07%	5.77%	5.45%	-0.87%	-1.33%
30-Oct-22	200,724,395.95	1,208.850705	6.12%	5.22%	2.34%	-1.28%	-1.34%
29-Oct-22	200,679,668.15	1,208.581335	6.11%	5.22%	2.32%	-1.45%	-1.36%
28-Oct-22	200,634,939.08	1,208.311956	6.38%	5.44%	2.29%	-1.46%	-1.37%
27-Oct-22	200,730,427.80	1,208.059107	6.36%	6.29%	2.28%	-1.46%	-1.36%
26-Oct-22	202,722,247.67	1,208.156809	6.69%	6.42%	2.38%	-1.42%	-1.27%
25-Oct-22	203,126,674.58	1,208.182991	6.97%	6.51%	2.46%	-1.26%	-1.27%
24-Oct-22	203,056,473.23	1,207.765438	6.82%	6.66%	2.39%	-1.07%	-1.29%

Fecha	Patrimonio neto del Fondo	Valor Cuota	Rentabilidad				
			30 días	60 días	90 días	180 días	365 días
23-Oct-22	203,516,023.91	1,207.565174	6.89%	6.95%	2.40%	-0.61%	-1.26%
22-Oct-22	203,470,742.93	1,207.296499	6.86%	6.85%	0.86%	-0.73%	-1.28%
21-Oct-22	203,425,460.64	1,207.027816	6.85%	6.96%	0.84%	-0.63%	-1.29%
20-Oct-22	201,750,710.24	1,205.417691	5.73%	5.60%	0.37%	-0.86%	-1.51%
19-Oct-22	201,594,809.93	1,205.143297	5.62%	5.54%	0.35%	-0.88%	-1.44%
18-Oct-22	202,023,075.46	1,204.877879	3.62%	5.49%	0.33%	-0.68%	-1.51%
17-Oct-22	201,993,581.18	1,204.612205	4.17%	5.01%	0.20%	-0.73%	-1.53%
16-Oct-22	201,904,457.98	1,204.349012	4.73%	2.95%	0.18%	-0.81%	-1.58%
15-Oct-22	201,859,218.86	1,204.079163	5.27%	0.59%	0.13%	-0.87%	-1.59%
14-Oct-22	201,814,063.37	1,203.809813	5.17%	0.55%	0.11%	-0.49%	-1.61%
13-Oct-22	201,718,886.84	1,203.543563	5.01%	-3.33%	0.02%	-0.50%	-1.62%
12-Oct-22	201,700,613.50	1,203.282468	5.40%	-3.36%	-1.54%	-0.54%	-1.60%
11-Oct-22	202,045,674.14	1,205.340991	7.38%	-2.23%	-0.54%	-0.16%	-1.41%
10-Oct-22	204,390,775.75	1,205.076255	7.29%	7.98%	-0.55%	-0.21%	-1.40%
9-Oct-22	204,523,582.92	1,205.248959	7.65%	8.22%	-0.38%	-0.19%	-1.36%
8-Oct-22	204,477,280.49	1,204.976101	6.12%	8.18%	-0.22%	-0.90%	-1.38%
7-Oct-22	204,430,976.76	1,204.703235	5.82%	8.14%	-0.45%	-1.05%	-1.39%
6-Oct-22	205,382,612.89	1,204.440801	5.56%	11.13%	-0.47%	-1.06%	-1.39%
5-Oct-22	205,387,916.58	1,204.177949	5.30%	11.11%	-0.42%	-1.07%	-1.41%
4-Oct-22	205,455,152.83	1,203.915309	5.06%	11.08%	-0.45%	-2.72%	-1.40%
3-Oct-22	205,409,168.82	1,203.651713	4.97%	11.10%	-1.40%	-2.51%	-1.42%
2-Oct-22	206,774,563.66	1,203.342250	4.84%	6.51%	-2.01%	-2.57%	-1.41%
1-Oct-22	206,727,874.01	1,203.070536	4.44%	4.61%	-2.49%	-3.45%	-1.43%
30-Sep-22	206,681,183.04	1,202.798814	4.31%	0.44%	-2.51%	-3.46%	-1.44%
29-Sep-22	210,144,438.89	1,202.538311	4.31%	0.42%	-2.52%	-3.47%	-1.49%
28-Sep-22	210,051,738.80	1,202.007841	4.47%	0.25%	-2.65%	-3.53%	-1.50%
27-Sep-22	211,490,367.75	1,201.780057	6.19%	0.23%	-2.74%	-3.71%	-1.50%
26-Sep-22	211,645,661.36	1,201.551110	6.12%	0.22%	-2.86%	-3.47%	-1.56%
25-Sep-22	212,031,225.61	1,201.297270	6.02%	0.20%	-2.89%	-3.00%	-1.57%
24-Sep-22	211,984,384.06	1,201.031881	6.47%	0.18%	-2.95%	-2.59%	-1.58%
23-Sep-22	211,936,707.93	1,200.761764	6.96%	0.15%	-2.97%	-2.53%	-1.60%
22-Sep-22	211,866,061.80	1,200.531444	6.81%	-2.12%	-2.97%	-2.54%	-1.61%
21-Sep-22	211,768,567.09	1,200.273587	7.03%	-2.15%	-3.00%	-2.56%	-1.60%
20-Sep-22	111,738,424.99	1,199.762883	5.45%	-2.30%	-3.05%	-2.72%	-1.62%
19-Sep-22	111,737,421.21	1,199.601749	5.44%	-2.28%	-3.05%	-2.39%	-1.68%
18-Sep-22	111,896,305.73	1,201.307517	7.34%	-1.31%	-2.44%	-2.63%	-1.52%
17-Sep-22	111,821,050.04	1,200.499580	5.83%	-1.78%	-2.56%	-2.77%	-1.58%
16-Sep-22	111,745,058.45	1,199.683741	1.17%	-2.08%	-2.77%	-2.94%	-1.64%
15-Sep-22	111,735,358.65	1,198.882202	-4.07%	-2.43%	-2.98%	-3.04%	-1.75%
14-Sep-22	114,823,754.05	1,198.719528	-4.05%	-2.41%	-2.94%	-3.05%	-1.71%
13-Sep-22	125,329,785.68	1,198.611947	-11.62%	-2.46%	-2.95%	-3.08%	-1.81%
12-Sep-22	125,262,323.71	1,197.960905	-12.08%	-5.00%	-3.88%	-2.97%	-1.89%
11-Sep-22	126,578,820.47	1,198.071620	-11.78%	-4.47%	-1.57%	-3.10%	-1.87%
10-Sep-22	126,560,038.43	1,197.893847	8.62%	-4.45%	-2.61%	-3.20%	-1.88%
9-Sep-22	126,541,255.86	1,197.716070	8.73%	-4.36%	-2.61%	-2.98%	-1.88%
8-Sep-22	127,338,032.48	1,198.940920	10.18%	-3.38%	-2.14%	-2.75%	-1.80%
7-Sep-22	128,872,161.58	1,198.969550	10.42%	-3.57%	-2.06%	-2.72%	-1.78%
6-Sep-22	124,041,744.42	1,198.965518	16.63%	-3.47%	-2.06%	-3.01%	-1.66%
5-Sep-22	124,157,912.26	1,198.952702	16.84%	-3.26%	-1.91%	-3.11%	-1.70%
4-Sep-22	124,193,948.19	1,198.933705	17.03%	-3.19%	-2.14%	-3.27%	-1.56%
3-Sep-22	124,175,556.71	1,198.756159	17.16%	-4.57%	-2.15%	-3.27%	-1.57%
2-Sep-22	124,157,164.71	1,198.578608	8.15%	-5.40%	-2.14%	-3.49%	-1.58%
1-Sep-22	124,128,899.96	1,198.691933	4.76%	-5.93%	-2.03%	-3.44%	-1.56%

Fecha	Patrimonio neto del Fondo	Valor Cuota	Rentabilidad				
			30 días	60 días	90 días	180 días	365 días
31-Aug-22	124,138,935.17	1,198.557085	-3.41%	-5.89%	-2.02%	-3.44%	-1.50%
30-Aug-22	124,116,058.99	1,198.292405	-3.47%	-5.92%	-2.07%	-3.63%	-1.30%
29-Aug-22	124,037,917.82	1,197.605526	-3.96%	-6.19%	-2.70%	-3.78%	-1.35%
28-Aug-22	124,086,737.81	1,195.693818	-5.69%	-7.17%	-3.33%	-4.09%	-1.53%
27-Aug-22	124,070,747.43	1,195.539735	-5.64%	-7.31%	-3.65%	-4.06%	-1.54%
26-Aug-22	124,054,756.59	1,195.385649	-5.58%	-7.30%	-3.64%	-3.38%	-1.55%
25-Aug-22	125,092,331.57	1,194.681557	-6.08%	-7.61%	-3.81%	-3.47%	-1.56%
24-Aug-22	125,867,522.61	1,193.934004	-6.62%	-7.88%	-4.07%	-3.57%	-1.55%
23-Aug-22	125,965,048.35	1,193.853687	-10.99%	-7.82%	-4.23%	-3.59%	-1.52%
22-Aug-22	126,707,652.70	1,193.374042	-11.27%	-7.97%	-4.49%	-3.85%	-1.48%
21-Aug-22	131,864,756.34	1,194.416638	-10.00%	-7.26%	-4.45%	-4.69%	-1.40%
20-Aug-22	131,847,691.64	1,194.262068	-9.95%	-7.26%	-4.63%	-4.47%	-1.41%
19-Aug-22	131,830,626.46	1,194.107493	-9.90%	-7.28%	-4.61%	-4.45%	-1.42%
18-Aug-22	131,894,609.92	1,194.770418	-9.35%	-6.73%	-4.32%	-4.32%	-1.24%
17-Aug-22	132,452,154.06	1,198.527357	-5.33%	-4.74%	-3.17%	-3.67%	-1.03%
16-Aug-22	135,388,076.07	1,202.904436	-0.79%	-2.44%	-1.84%	-3.07%	-0.60%
15-Aug-22	135,367,173.46	1,202.718720	-0.77%	-2.39%	-1.96%	-2.75%	-0.60%
14-Aug-22	144,886,272.35	1,210.165649	6.77%	1.39%	1.19%	-1.80%	0.01%
13-Aug-22	144,863,423.55	1,209.974804	2.11%	0.22%	0.29%	-1.57%	0.00%
12-Aug-22	144,840,588.56	1,209.784074	2.86%	3.56%	0.29%	-2.14%	-0.01%
11-Aug-22	213,227,590.73	1,189.469969	-17.38%	-8.17%	-6.47%	-5.49%	-1.57%
10-Aug-22	142,559,544.31	1,189.180000	-17.33%	-8.22%	-6.69%	-5.51%	-1.73%
9-Aug-22	148,236,406.63	1,188.989531	-16.80%	-8.23%	-9.35%	-5.59%	-1.71%
8-Aug-22	147,502,544.27	1,188.790000	-17.41%	-8.23%	-9.58%	-5.78%	-1.78%
7-Aug-22	155,106,489.41	1,182.794440	-23.25%	-11.25%	-11.54%	-6.63%	-2.25%
6-Aug-22	155,079,520.95	1,182.588786	-23.05%	-11.13%	-11.70%	-6.94%	-2.26%
5-Aug-22	155,052,551.72	1,182.383127	-23.09%	-11.56%	-11.70%	-7.35%	-2.27%
4-Aug-22	155,774,167.92	1,182.084265	-25.93%	-11.64%	-11.73%	-7.38%	-2.24%
3-Aug-22	180,773,825.19	1,190.601975	-18.83%	-7.23%	-10.19%	-5.95%	-1.38%
2-Aug-22	183,337,824.03	1,194.018232	-16.57%	-5.40%	-7.09%	-5.74%	-1.00%
1-Aug-22	186,227,493.10	1,201.926384	-8.40%	-1.34%	-4.86%	-4.24%	-0.36%
31-Jul-22	202,864,582.71	1,201.716727	-8.40%	-1.37%	-5.18%	-4.28%	-0.32%
30-Jul-22	202,830,985.29	1,201.517705	-8.44%	-2.07%	-5.18%	-4.42%	-0.33%
29-Jul-22	202,797,032.53	1,201.316578	-8.68%	-2.16%	-5.18%	-4.17%	-0.34%
28-Jul-22	204,879,730.68	1,201.110809	-9.02%	-2.67%	-5.18%	-4.19%	-0.32%
27-Jul-22	205,012,486.07	1,200.892898	-9.07%	-2.68%	-4.95%	-4.20%	-0.23%
26-Jul-22	205,013,277.84	1,200.680055	-9.20%	-2.69%	-4.50%	-4.52%	-0.13%
25-Jul-22	205,509,077.26	1,200.470096	-9.19%	-2.80%	-3.60%	-4.61%	-0.13%
24-Jul-22	206,290,365.03	1,204.736767	-4.69%	-0.86%	-2.32%	-4.01%	0.28%
23-Jul-22	206,254,564.71	1,204.527693	-4.72%	-1.12%	-2.09%	-3.99%	0.27%
22-Jul-22	206,218,763.38	1,204.318613	-4.56%	-1.68%	-2.09%	-4.00%	0.26%
21-Jul-22	216,181,550.08	1,204.112101	-4.61%	-1.98%	-2.10%	-4.02%	0.29%
20-Jul-22	216,132,274.46	1,203.904468	-4.70%	-1.98%	-1.70%	-4.03%	0.36%
19-Jul-22	217,472,093.69	1,204.023410	-4.15%	-1.82%	-1.65%	-3.99%	0.37%
18-Jul-22	217,468,359.54	1,203.801025	-4.17%	-2.10%	-1.81%	-4.17%	0.35%
17-Jul-22	218,057,124.07	1,203.690488	-4.09%	-2.36%	-1.87%	-4.08%	0.43%
16-Jul-22	218,019,192.61	1,203.481103	-4.02%	-2.56%	-1.09%	-4.13%	0.42%
15-Jul-22	218,017,332.14	1,203.470833	-3.97%	-1.59%	-1.03%	-3.89%	0.43%
14-Jul-22	218,771,172.21	1,207.881385	-1.66%	-0.61%	0.47%	-3.15%	0.81%
13-Jul-22	218,537,441.21	1,206.947854	4.26%	-0.99%	0.22%	-3.29%	0.73%
12-Jul-22	220,121,677.38	1,206.711369	1.06%	-1.03%	0.14%	-3.17%	0.71%
11-Jul-22	220,576,656.77	1,206.364885	0.89%	-1.39%	0.00%	-3.36%	0.70%
10-Jul-22	221,836,691.38	1,205.634609	0.34%	-5.70%	-1.58%	-3.61%	0.77%

Fecha	Patrimonio neto del Fondo	Valor Cuota	Rentabilidad				
			30 días	60 días	90 días	180 días	365 días
9-Jul-22	221,912,743.64	1,206.047937	0.96%	-5.75%	-1.65%	-3.52%	0.82%
8-Jul-22	221,874,718.05	1,205.841276	0.77%	-5.79%	-1.65%	-3.54%	0.81%
7-Jul-22	221,797,380.77	1,205.420964	0.81%	-6.14%	-1.73%	-3.59%	0.80%
6-Jul-22	221,742,086.79	1,205.256304	-0.03%	-6.12%	-5.00%	-3.60%	0.79%
5-Jul-22	222,614,773.35	1,207.822275	2.71%	-4.74%	-3.64%	-2.89%	1.02%
4-Jul-22	243,905,591.67	1,209.321508	4.44%	-5.97%	-3.15%	-2.51%	1.19%
3-Jul-22	244,124,188.75	1,210.499621	5.84%	-2.38%	-4.44%	-2.91%	1.38%
2-Jul-22	244,080,636.00	1,210.283663	5.77%	-3.12%	-4.43%	-2.81%	1.37%
1-Jul-22	244,037,082.01	1,210.067699	5.69%	-3.60%	-4.45%	-3.11%	1.36%
30-Jun-22	256,527,109.19	1,209.913901	4.33%	-3.57%	-4.44%	-3.11%	1.35%
29-Jun-22	286,507,443.64	1,209.952926	4.39%	-3.45%	-4.71%	-3.08%	1.47%
28-Jun-22	286,537,793.97	1,210.081099	3.71%	-3.29%	-4.12%	-2.75%	1.45%
27-Jun-22	296,839,990.08	1,209.914039	3.74%	-2.90%	-3.14%	-3.01%	1.43%
26-Jun-22	299,906,164.37	1,209.825407	3.85%	-2.17%	-2.25%	-2.87%	1.48%
25-Jun-22	299,853,157.40	1,209.611577	3.62%	-0.81%	-2.11%	-2.90%	1.47%
24-Jun-22	299,800,148.91	1,209.397740	2.99%	-1.14%	-2.13%	-2.57%	1.46%
23-Jun-22	299,738,217.82	1,209.220510	2.49%	-0.77%	-2.13%	-2.58%	1.48%
22-Jun-22	330,270,800.79	1,208.850003	1.20%	-0.87%	-2.40%	-2.62%	1.44%
21-Jun-22	330,202,005.46	1,208.689692	0.65%	-0.85%	-1.74%	-2.63%	1.48%
20-Jun-22	330,224,908.47	1,208.572222	0.74%	-0.19%	-2.85%	-2.78%	1.47%
19-Jun-22	330,123,156.13	1,208.140271	0.51%	-0.41%	-2.99%	-2.83%	1.51%
18-Jun-22	330,069,676.67	1,207.944554	-0.02%	-0.63%	-3.12%	-2.81%	1.50%
17-Jun-22	330,016,195.69	1,207.748832	-0.64%	-0.76%	-3.13%	-2.87%	1.49%
16-Jun-22	340,562,781.94	1,207.471879	-1.10%	0.38%	-3.17%	-2.90%	1.48%
15-Jun-22	340,544,113.55	1,207.405690	0.79%	0.44%	-3.23%	-2.89%	1.53%
14-Jun-22	342,719,092.41	1,209.532499	0.44%	1.54%	-2.07%	-2.57%	1.73%
13-Jun-22	334,034,626.94	1,202.736419	-6.23%	-1.79%	-4.65%	-3.67%	1.21%
12-Jun-22	334,819,267.12	1,205.659990	-3.11%	-0.32%	-3.81%	-3.02%	1.45%
11-Jun-22	334,768,849.61	1,205.478440	-3.68%	-0.45%	-3.37%	-3.16%	1.44%
10-Jun-22	334,718,430.69	1,205.296885	-11.74%	-2.54%	-3.39%	-3.19%	1.44%
9-Jun-22	266,334,618.34	1,205.098645	-12.46%	-2.94%	-3.39%	-3.21%	1.41%
8-Jun-22	270,399,389.34	1,205.077482	-12.34%	-2.86%	-3.97%	-3.19%	1.44%
7-Jun-22	270,413,718.13	1,204.620152	-13.09%	-3.00%	-4.34%	-3.12%	1.45%
6-Jun-22	270,639,150.02	1,205.290100	-12.21%	-7.48%	-4.42%	-2.88%	1.53%
5-Jun-22	270,681,650.28	1,205.135316	-12.16%	-6.80%	-4.42%	-3.63%	1.55%
4-Jun-22	270,634,577.98	1,204.925740	-16.31%	-6.92%	-4.86%	-3.45%	1.54%
3-Jun-22	270,587,504.22	1,204.716157	-10.55%	-9.53%	-4.88%	-3.40%	1.53%
2-Jun-22	271,384,595.47	1,204.570088	-11.95%	-9.48%	-4.88%	-3.40%	1.57%
1-Jun-22	271,350,710.99	1,204.433002	-12.82%	-9.47%	-5.21%	-3.40%	1.57%
31-May-22	272,883,656.08	1,205.623454	-11.43%	-8.79%	-4.89%	-3.29%	1.79%
30-May-22	276,329,684.37	1,205.598187	-11.25%	-9.22%	-4.88%	-3.53%	1.79%
29-May-22	276,676,396.33	1,206.405908	-10.26%	-8.01%	-4.50%	-3.27%	1.88%
28-May-22	276,630,932.64	1,206.207670	-9.52%	-6.56%	-3.15%	-3.30%	1.87%
27-May-22	276,585,466.76	1,206.009423	-8.17%	-5.28%	-3.17%	-3.27%	1.87%
26-May-22	276,625,611.78	1,206.027496	-5.23%	-4.96%	-3.11%	-3.25%	1.88%
25-May-22	276,690,424.85	1,206.434799	-5.26%	-4.67%	-2.99%	-3.17%	1.99%
24-May-22	276,751,509.35	1,206.749117	-4.03%	-4.44%	-3.23%	-3.09%	2.21%
23-May-22	279,348,455.39	1,207.658247	-2.93%	-4.20%	-4.98%	-3.02%	2.28%
22-May-22	279,481,456.95	1,208.042412	-2.35%	-2.93%	-4.37%	-3.00%	2.31%
21-May-22	279,434,586.75	1,207.839818	-1.12%	-4.64%	-4.34%	-2.80%	2.29%
20-May-22	279,387,715.22	1,207.637219	-1.32%	-4.74%	-4.36%	-2.91%	2.30%
19-May-22	279,474,308.24	1,207.967651	-1.24%	-4.67%	-4.21%	-2.84%	2.33%
18-May-22	280,567,483.10	1,208.384260	-0.88%	-4.38%	-4.32%	-2.75%	2.43%

Fecha	Patrimonio neto del Fondo	Valor Cuota	Rentabilidad				
			30 días	60 días	90 días	180 días	365 días
17-May-22	281,013,805.99	1,208.565007	1.86%	-4.21%	-3.56%	-2.81%	2.51%
16-May-22	337,612,462.79	1,206.626880	0.09%	-5.23%	-4.78%	-3.08%	2.35%
15-May-22	348,708,415.07	1,209.099071	2.64%	-3.33%	-3.43%	-2.64%	2.59%
14-May-22	348,658,265.92	1,208.925186	2.65%	-3.88%	-4.56%	-2.45%	2.58%
13-May-22	348,608,115.47	1,208.751296	2.47%	-4.17%	-4.57%	-2.88%	2.58%
12-May-22	290,686,540.77	1,209.131586	2.79%	-3.22%	-4.40%	-2.80%	2.62%
11-May-22	292,586,785.56	1,217.035791	6.71%	0.79%	-1.87%	-1.48%	3.32%
10-May-22	292,149,866.86	1,217.566209	6.64%	1.15%	-2.01%	-1.41%	3.39%
9-May-22	296,080,950.05	1,217.422497	6.68%	0.21%	-1.78%	-1.49%	3.40%
8-May-22	302,145,674.13	1,217.717059	7.16%	0.04%	-2.24%	-1.56%	3.45%
7-May-22	302,094,723.05	1,217.511714	-2.77%	-0.53%	-3.10%	-1.57%	3.44%
6-May-22	302,043,770.53	1,217.306364	-1.44%	-0.55%	-3.12%	-1.66%	3.43%
5-May-22	309,275,383.70	1,221.301020	2.50%	0.87%	-1.75%	-0.98%	3.79%
4-May-22	318,508,301.37	1,215.258919	-8.59%	-2.07%	-4.47%	-1.96%	3.32%
3-May-22	318,897,245.06	1,216.516463	-7.09%	-1.37%	-3.66%	-1.66%	3.45%
2-May-22	319,146,234.83	1,217.262791	-6.18%	-1.42%	-3.43%	-1.52%	3.52%
1-May-22	319,091,645.51	1,217.054580	-6.22%	-1.64%	-3.71%	-1.56%	3.54%
30-Apr-22	319,037,012.69	1,216.846204	-7.27%	-1.72%	-3.21%	-1.57%	3.54%
29-Apr-22	318,988,834.25	1,216.662446	-5.81%	-1.63%	-3.23%	-1.43%	3.53%
28-Apr-22	342,443,384.17	1,215.719102	-3.63%	0.04%	-3.50%	-1.57%	3.45%
27-Apr-22	342,453,798.04	1,214.166052	-2.41%	-0.67%	-4.58%	-1.81%	3.35%
26-Apr-22	341,837,723.51	1,211.233281	-4.71%	-2.06%	-5.67%	-2.23%	3.09%
25-Apr-22	341,965,708.20	1,211.668982	-4.11%	-1.86%	-5.74%	-1.99%	3.15%
24-Apr-22	341,759,553.73	1,210.760723	-4.86%	-2.84%	-5.92%	-2.15%	3.05%
23-Apr-22	341,706,214.33	1,210.571757	-5.49%	-6.03%	-5.94%	-2.16%	3.04%
22-Apr-22	341,652,873.41	1,210.382784	-3.51%	-5.39%	-5.96%	-2.09%	3.03%
21-Apr-22	341,229,871.70	1,208.957254	-8.15%	-5.95%	-6.39%	-2.31%	2.94%
20-Apr-22	344,061,470.11	1,208.947569	-8.16%	-5.89%	-6.36%	-2.30%	2.98%
19-Apr-22	344,132,969.40	1,209.198800	-8.11%	-5.70%	-6.55%	-2.43%	3.07%
18-Apr-22	344,793,884.69	1,209.260682	-7.89%	-6.04%	-6.33%	-2.24%	3.07%
17-Apr-22	344,510,918.14	1,206.724604	-10.27%	-6.26%	-7.18%	-2.76%	2.89%
16-Apr-22	344,458,302.27	1,206.540305	-10.55%	-7.22%	-6.77%	-2.78%	2.88%
15-Apr-22	344,441,225.65	1,206.480490	-9.28%	-6.46%	-6.77%	-2.85%	2.89%
14-Apr-22	344,387,811.31	1,206.293395	-10.40%	-8.15%	-6.80%	-2.87%	2.90%
13-Apr-22	344,390,631.10	1,206.303272	-10.79%	-8.08%	-6.48%	-2.85%	2.96%
12-Apr-22	345,736,279.54	1,206.367830	-9.21%	-7.98%	-6.73%	-2.81%	3.03%
11-Apr-22	347,181,956.64	1,210.355837	-5.10%	-6.13%	-5.66%	-2.08%	3.41%
10-Apr-22	366,428,740.90	1,210.960000	-4.31%	-6.31%	-5.43%	-1.92%	3.47%
9-Apr-22	366,373,315.29	1,210.774259	-6.23%	-5.97%	-5.45%	-1.90%	3.46%
8-Apr-22	366,317,835.44	1,210.590912	-7.04%	-6.90%	-5.47%	-1.88%	3.45%
7-Apr-22	379,209,527.03	1,220.287936	1.71%	-3.27%	-2.23%	-0.25%	4.28%
6-Apr-22	381,701,160.17	1,218.750424	0.34%	-3.96%	-2.15%	-0.49%	4.21%
5-Apr-22	399,795,355.38	1,218.793181	-0.76%	-3.86%	-1.87%	-0.43%	4.28%
4-Apr-22	411,445,269.43	1,223.897874	4.48%	-2.42%	-1.39%	0.41%	4.62%
3-Apr-22	412,156,128.42	1,223.648068	4.38%	-1.96%	-1.21%	0.43%	4.59%
2-Apr-22	412,099,866.12	1,223.481031	3.37%	-2.06%	-1.79%	0.42%	4.59%
1-Apr-22	412,041,326.16	1,223.307233	2.96%	-2.47%	-1.80%	0.45%	4.58%
31-Mar-22	412,596,313.42	1,224.155951	3.85%	-1.19%	-1.48%	0.61%	4.67%
30-Mar-22	416,187,733.06	1,222.500213	2.56%	-1.95%	-1.39%	0.35%	4.51%
29-Mar-22	416,379,067.27	1,219.358655	3.73%	-3.44%	-2.90%	-0.22%	4.28%
28-Mar-22	415,956,645.56	1,216.574329	1.08%	-5.67%	-3.51%	-0.63%	4.08%
27-Mar-22	433,015,342.64	1,215.937759	0.58%	-6.18%	-3.71%	-0.69%	4.04%
26-Mar-22	432,957,408.40	1,215.775076	0.39%	-6.57%	-3.03%	-0.81%	4.03%

Fecha	Patrimonio neto del Fondo	Valor Cuota	Rentabilidad				
			30 días	60 días	90 días	180 días	365 días
25-Mar-22	432,899,472.52	1,215.612388	-0.84%	-6.47%	-3.05%	-0.80%	4.03%
24-Mar-22	438,353,921.97	1,216.058729	-6.60%	-6.19%	-2.86%	-0.71%	4.09%
23-Mar-22	437,671,444.26	1,213.887960	-7.29%	-7.21%	-3.54%	-1.06%	3.93%
22-Mar-22	439,068,410.01	1,217.114596	-3.78%	-5.55%	-2.73%	-0.51%	4.22%
21-Mar-22	446,380,314.96	1,217.112344	-3.64%	-5.49%	-2.68%	-0.45%	4.23%
20-Mar-22	447,448,856.12	1,217.317531	-3.30%	-5.81%	-2.52%	-0.36%	4.31%
19-Mar-22	447,389,660.02	1,217.156484	-4.22%	-5.58%	-2.62%	-0.48%	4.30%
18-Mar-22	447,330,462.24	1,216.995432	-2.27%	-5.68%	-2.64%	-0.47%	4.30%
17-Mar-22	460,810,520.22	1,217.096883	-3.91%	-4.93%	-2.57%	-0.44%	4.33%
16-Mar-22	465,113,476.68	1,215.751895	-3.66%	-5.56%	-3.08%	-0.65%	4.25%
15-Mar-22	467,267,656.87	1,216.690067	-5.96%	-5.04%	-2.71%	-0.58%	4.37%
14-Mar-22	467,677,839.54	1,217.094736	-5.42%	-4.36%	-2.25%	-0.40%	4.46%
13-Mar-22	470,665,798.06	1,215.571980	-6.80%	-5.52%	-2.98%	-0.86%	4.35%
12-Mar-22	470,620,220.94	1,215.454270	-7.18%	-5.96%	-3.02%	-0.94%	4.35%
11-Mar-22	470,545,453.50	1,215.261171	-8.34%	-6.01%	-3.05%	-0.93%	4.35%
10-Mar-22	490,210,269.76	1,217.002385	-5.75%	-5.09%	-2.43%	-0.63%	4.51%
9-Mar-22	500,583,937.84	1,217.639155	-6.80%	-4.71%	-1.93%	-0.51%	4.60%
8-Mar-22	521,810,341.27	1,218.577672	-8.23%	-4.19%	-1.36%	-0.39%	4.69%
7-Mar-22	522,691,253.47	1,218.410428	-8.25%	-3.40%	-2.87%	-0.37%	4.71%
6-Mar-22	534,211,089.38	1,219.553286	-6.97%	-2.43%	-2.07%	0.06%	4.80%
5-Mar-22	534,145,537.08	1,219.403637	-9.30%	-4.31%	-1.93%	-0.05%	4.79%
4-Mar-22	534,079,967.15	1,219.253947	-8.28%	-3.99%	-1.94%	0.22%	4.79%
3-Mar-22	536,906,945.56	1,220.105051	-7.47%	-4.35%	-1.62%	0.37%	4.87%
2-Mar-22	539,164,139.08	1,220.341035	-7.88%	-4.17%	-1.72%	0.43%	4.99%
1-Mar-22	543,830,699.78	1,220.295040	-6.21%	-4.13%	-2.20%	0.43%	5.00%
28-Feb-22	544,725,425.97	1,219.935588	-6.44%	-3.36%	-2.07%	0.51%	5.01%
27-Feb-22	586,758,481.68	1,215.634697	-10.58%	-6.19%	-3.49%	0.26%	4.64%
26-Feb-22	586,691,400.82	1,215.495720	-12.41%	-5.79%	-3.40%	0.25%	4.64%
25-Feb-22	586,624,320.36	1,215.356744	-12.93%	-5.85%	-3.42%	0.18%	4.64%
24-Feb-22	596,537,574.05	1,215.387494	-13.53%	-4.74%	-3.38%	0.19%	4.65%
23-Feb-22	597,878,429.10	1,216.448402	-12.12%	-4.16%	-2.98%	0.38%	4.74%
22-Feb-22	604,200,000.40	1,222.686680	-5.82%	-1.00%	-1.07%	1.52%	5.25%
21-Feb-22	610,502,307.91	1,221.206836	-7.17%	-1.68%	-1.65%	1.41%	5.10%
20-Feb-22	613,285,246.96	1,220.902848	-7.35%	-2.22%	-1.26%	1.44%	5.03%
19-Feb-22	613,217,114.54	1,220.767212	-7.37%	-2.21%	-1.48%	1.59%	5.03%
18-Feb-22	613,148,872.42	1,220.631359	-8.35%	-2.13%	-1.48%	1.54%	5.03%
17-Feb-22	612,857,418.73	1,221.397028	-6.96%	-1.83%	-1.19%	1.68%	5.16%
16-Feb-22	629,841,596.48	1,219.271761	-9.11%	-2.83%	-2.08%	1.34%	4.99%
15-Feb-22	645,569,056.63	1,221.023370	-5.96%	-1.90%	-1.40%	1.89%	5.15%
14-Feb-22	645,699,855.08	1,219.421025	-7.48%	-2.80%	-1.86%	1.42%	5.08%
13-Feb-22	650,733,125.27	1,222.680330	-4.14%	-1.09%	-0.34%	2.11%	5.35%
12-Feb-22	650,658,606.77	1,222.540315	-3.32%	-0.68%	-1.21%	2.11%	5.35%
11-Feb-22	650,584,086.26	1,222.400296	-4.27%	-1.07%	-1.22%	2.08%	5.35%
10-Feb-22	654,207,734.81	1,222.671427	-4.76%	-0.95%	-1.09%	2.14%	5.47%
9-Feb-22	661,003,286.95	1,223.645593	-3.70%	-0.41%	-0.81%	2.31%	5.55%
8-Feb-22	674,344,804.25	1,222.780045	-4.45%	-0.78%	-1.20%	2.41%	5.48%
7-Feb-22	677,242,991.15	1,224.487475	-2.64%	0.50%	-0.88%	2.40%	5.72%
6-Feb-22	678,713,590.60	1,226.877687	-0.15%	2.10%	-0.05%	2.88%	5.91%
5-Feb-22	678,631,980.69	1,226.730165	1.46%	-0.19%	-0.21%	2.74%	5.91%
4-Feb-22	678,550,368.46	1,226.582639	2.12%	0.39%	-0.21%	2.78%	5.91%
3-Feb-22	696,591,899.63	1,228.795517	0.69%	1.77%	0.56%	3.16%	6.16%
2-Feb-22	764,929,836.98	1,227.604412	0.30%	1.24%	0.34%	2.98%	6.11%
1-Feb-22	765,998,869.99	1,227.646253	-1.23%	1.32%	0.40%	3.10%	6.05%

Fecha	Patrimonio neto del Fondo	Valor Cuota	Rentabilidad				
			30 días	60 días	90 días	180 días	365 días
31-Jan-22	821,934,558.02	1,228.295021	-0.47%	1.37%	0.59%	3.53%	6.14%
30-Jan-22	822,112,593.43	1,226.554989	-2.07%	-0.20%	0.08%	3.44%	6.04%
29-Jan-22	822,027,864.37	1,226.428577	-0.27%	0.11%	0.38%	3.38%	6.04%
28-Jan-22	821,943,572.91	1,226.302818	-1.81%	0.06%	0.37%	3.49%	6.04%
27-Jan-22	823,086,119.52	1,228.026506	0.83%	1.11%	0.97%	3.79%	6.31%
26-Jan-22	829,830,181.26	1,228.414779	1.25%	1.35%	1.23%	3.88%	6.39%
25-Jan-22	829,771,307.76	1,229.056839	4.09%	1.72%	1.79%	4.05%	6.49%
24-Jan-22	829,379,881.68	1,228.688797	3.85%	1.61%	1.65%	4.22%	6.45%
23-Jan-22	829,298,091.92	1,228.567629	3.84%	1.32%	1.65%	4.45%	6.45%
22-Jan-22	829,216,298.82	1,228.446456	3.84%	1.12%	1.80%	4.46%	6.45%
21-Jan-22	829,134,502.38	1,228.325278	2.93%	1.79%	1.80%	4.54%	6.46%
20-Jan-22	829,052,701.62	1,228.204094	2.97%	1.48%	1.79%	4.54%	6.42%
19-Jan-22	838,655,829.45	1,229.061781	4.12%	1.96%	1.72%	4.70%	6.51%
18-Jan-22	838,115,349.94	1,228.421918	3.32%	1.70%	1.87%	4.70%	6.44%
17-Jan-22	838,923,855.79	1,228.472896	3.48%	1.45%	1.69%	4.88%	6.53%
16-Jan-22	837,607,794.92	1,227.031108	2.16%	0.89%	1.23%	4.64%	6.37%
15-Jan-22	837,565,323.92	1,226.968892	1.90%	0.95%	1.08%	4.63%	6.38%
14-Jan-22	837,485,840.38	1,226.852454	1.95%	1.56%	1.08%	4.79%	6.37%
13-Jan-22	836,418,506.81	1,225.887086	1.98%	-0.15%	0.79%	4.64%	6.31%
12-Jan-22	837,582,484.74	1,226.710057	2.14%	0.31%	1.12%	4.80%	6.39%
11-Jan-22	838,083,221.84	1,227.472739	2.87%	0.75%	1.52%	4.96%	6.36%
10-Jan-22	843,535,085.19	1,227.380157	2.90%	0.63%	1.60%	4.93%	6.39%
9-Jan-22	843,455,274.29	1,227.264028	2.90%	0.42%	1.67%	4.92%	6.38%
8-Jan-22	843,375,460.11	1,227.147895	3.65%	0.00%	1.74%	4.93%	6.39%
7-Jan-22	843,295,642.61	1,227.031757	4.34%	0.00%	1.74%	5.20%	6.39%
6-Jan-22	846,602,920.98	1,225.258827	-1.83%	-1.05%	1.18%	4.92%	6.27%
5-Jan-22	851,423,948.06	1,224.450892	-1.33%	-1.38%	1.02%	4.80%	6.26%
4-Jan-22	853,960,903.77	1,228.099342	2.84%	0.49%	2.22%	5.47%	6.59%
3-Jan-22	855,081,690.60	1,227.305302	2.18%	0.36%	2.08%	5.35%	6.52%
2-Jan-22	855,084,602.43	1,228.890027	3.87%	1.22%	2.64%	5.64%	6.67%
1-Jan-22	854,999,038.15	1,228.767058	3.22%	1.12%	2.72%	5.72%	6.67%
31-Dec-21	854,913,470.43	1,228.644084	1.68%	1.16%	2.71%	5.87%	6.68%
30-Dec-21	853,562,917.56	1,226.703129	0.50%	0.70%	2.09%	5.56%	6.52%
29-Dec-21	854,132,847.05	1,228.130742	1.94%	1.46%	2.47%	5.82%	6.71%
28-Dec-21	852,375,508.39	1,227.184644	1.39%	1.04%	2.27%	5.66%	6.54%
27-Dec-21	853,439,176.54	1,227.157411	1.46%	1.22%	2.34%	5.91%	6.55%
26-Dec-21	851,617,172.66	1,224.936138	-0.65%	0.63%	1.43%	5.46%	6.35%
25-Dec-21	851,534,359.26	1,224.817022	-0.62%	0.55%	1.46%	5.43%	6.36%
24-Dec-21	851,451,542.81	1,224.697902	-1.20%	0.55%	1.45%	5.53%	6.36%
23-Dec-21	851,371,613.30	1,224.582934	-1.59%	0.78%	1.44%	5.53%	6.37%
22-Dec-21	862,099,978.44	1,225.376891	0.65%	1.23%	1.73%	5.68%	6.44%
21-Dec-21	862,047,980.73	1,225.210092	-0.01%	1.19%	1.80%	5.71%	6.41%
20-Dec-21	862,328,795.14	1,224.916020	-0.20%	0.52%	1.81%	5.66%	6.38%
19-Dec-21	882,405,658.54	1,225.083604	0.08%	1.14%	1.67%	5.79%	6.46%
18-Dec-21	882,324,555.33	1,224.971005	-0.57%	0.79%	1.72%	5.77%	6.47%
17-Dec-21	882,243,450.35	1,224.858403	-0.38%	0.76%	1.71%	5.90%	6.48%
16-Dec-21	881,526,560.06	1,225.053113	0.01%	0.67%	1.80%	5.95%	6.60%
15-Dec-21	880,378,756.54	1,224.885037	1.16%	0.65%	1.56%	5.94%	6.61%
14-Dec-21	879,393,797.66	1,223.899733	-2.27%	0.20%	1.46%	5.80%	6.55%
13-Dec-21	880,024,263.67	1,224.558532	-1.51%	0.61%	1.26%	6.03%	6.53%
12-Dec-21	880,008,902.41	1,224.583773	-1.37%	0.84%	1.16%	6.07%	6.52%
11-Dec-21	879,923,916.69	1,224.465510	-1.63%	0.95%	1.20%	6.16%	6.52%
10-Dec-21	879,838,928.46	1,224.347244	-2.05%	1.05%	1.18%	6.13%	6.53%

Fecha	Patrimonio neto del Fondo	Valor Cuota	Rentabilidad				
			30 días	60 días	90 días	180 días	365 días
9-Dec-21	879,096,069.66	1,223.475028	-3.64%	0.79%	0.92%	6.00%	6.52%
8-Dec-21	879,861,891.60	1,222.665506	-4.32%	0.43%	0.57%	5.88%	6.46%
7-Dec-21	882,950,305.03	1,227.104229	-0.26%	2.69%	2.14%	6.62%	6.89%
6-Dec-21	880,898,822.99	1,225.795653	-1.42%	2.20%	2.20%	6.46%	6.88%
5-Dec-21	880,927,310.39	1,225.234834	-1.86%	1.90%	1.85%	6.46%	6.88%
4-Dec-21	880,840,865.20	1,225.114602	-1.46%	2.03%	2.39%	6.50%	6.88%
3-Dec-21	880,754,417.54	1,224.994366	-1.42%	2.02%	2.38%	6.53%	6.89%
2-Dec-21	881,124,193.78	1,225.526927	-0.98%	2.46%	2.58%	6.64%	6.96%
1-Dec-21	882,960,915.41	1,226.953610	0.63%	3.22%	3.07%	6.90%	7.12%
30-Nov-21	880,325,432.26	1,226.203518	0.91%	2.89%	3.12%	6.88%	7.05%
29-Nov-21	880,290,387.22	1,226.176990	0.99%	2.73%	4.04%	6.89%	7.09%
28-Nov-21	879,894,889.67	1,225.782049	0.69%	2.70%	3.93%	7.07%	7.03%
27-Nov-21	879,825,948.46	1,225.686007	0.98%	2.78%	3.81%	7.06%	7.03%
26-Nov-21	879,757,023.93	1,225.589989	1.92%	2.47%	3.80%	7.10%	7.04%
25-Nov-21	881,437,726.73	1,225.445299	1.73%	2.50%	3.77%	7.09%	7.11%
24-Nov-21	871,636,029.57	1,225.907925	2.31%	2.77%	4.13%	7.19%	7.16%
23-Nov-21	873,243,278.96	1,226.187140	3.16%	2.95%	4.49%	7.26%	7.22%
22-Nov-21	900,432,383.95	1,224.721567	1.80%	2.26%	4.16%	7.16%	7.03%
21-Nov-21	900,812,640.93	1,225.225089	2.40%	2.71%	4.67%	7.65%	7.06%
20-Nov-21	900,729,970.08	1,225.112645	1.23%	2.81%	4.59%	7.62%	7.07%
19-Nov-21	900,647,306.63	1,225.000212	2.20%	2.47%	4.57%	7.60%	7.08%
18-Nov-21	901,032,757.85	1,225.547610	2.16%	2.86%	4.78%	7.69%	7.04%
17-Nov-21	900,628,635.11	1,225.242625	1.91%	2.75%	5.19%	7.68%	7.07%
16-Nov-21	885,488,569.25	1,225.046048	1.33%	2.70%	4.72%	7.66%	7.21%
15-Nov-21	887,931,961.18	1,223.718024	0.14%	1.76%	4.56%	7.55%	7.08%
14-Nov-21	889,663,651.12	1,226.190000	2.67%	3.33%	5.43%	8.12%	7.33%
13-Nov-21	889,580,173.75	1,226.080000	2.74%	2.65%	5.39%	8.11%	7.34%
12-Nov-21	889,496,694.41	1,225.962073	3.05%	2.42%	5.38%	8.16%	7.34%
11-Nov-21	888,683,425.66	1,226.106097	3.54%	2.61%	5.45%	8.19%	7.40%
10-Nov-21	880,802,620.45	1,226.412692	4.16%	2.80%	6.04%	8.27%	7.41%
9-Nov-21	881,310,716.43	1,227.151224	5.23%	3.21%	5.70%	8.42%	7.60%
8-Nov-21	871,005,287.35	1,227.023406	5.20%	3.02%	5.81%	8.45%	7.46%
7-Nov-21	870,920,567.36	1,227.370000	5.65%	3.35%	5.69%	8.57%	7.51%
6-Nov-21	870,821,343.74	1,227.230000	5.83%	4.02%	5.78%	8.58%	7.51%
5-Nov-21	870,735,918.32	1,227.107181	5.67%	3.70%	5.76%	8.61%	7.52%
4-Nov-21	868,832,960.93	1,226.582917	5.52%	4.31%	5.61%	8.54%	7.46%
3-Nov-21	868,748,033.06	1,226.426043	5.47%	4.28%	5.80%	8.54%	7.52%
2-Nov-21	868,808,680.63	1,226.515896	5.90%	4.37%	6.47%	8.58%	7.59%
1-Nov-21	867,564,051.11	1,226.314055	5.79%	4.29%	6.81%	8.64%	7.69%
31-Oct-21	864,060,540.65	1,225.284959	4.86%	4.21%	6.38%	8.50%	7.70%
30-Oct-21	863,990,065.60	1,225.185022	4.48%	5.56%	6.61%	8.51%	7.70%
29-Oct-21	863,919,917.90	1,225.085548	4.70%	5.54%	6.60%	8.57%	7.71%
28-Oct-21	862,256,279.56	1,224.702132	4.58%	5.22%	6.50%	8.53%	7.72%
27-Oct-21	861,436,372.61	1,223.661751	3.02%	4.73%	6.29%	8.37%	7.66%
26-Oct-21	861,261,051.34	1,223.709179	3.28%	4.79%	6.76%	8.37%	7.60%
25-Oct-21	859,082,664.73	1,223.585452	3.23%	5.02%	7.21%	8.42%	7.67%
24-Oct-21	850,573,617.61	1,223.012967	2.74%	5.14%	7.09%	8.30%	7.71%
23-Oct-21	850,503,671.39	1,222.912393	2.72%	5.34%	7.25%	8.32%	7.72%
22-Oct-21	850,433,723.18	1,222.811817	3.01%	5.80%	7.25%	8.26%	7.73%
21-Oct-21	850,615,343.97	1,223.870881	4.39%	6.26%	7.65%	8.46%	7.83%
20-Oct-21	847,908,136.08	1,222.792181	2.73%	5.75%	7.50%	8.29%	7.81%
19-Oct-21	848,696,257.13	1,223.378915	3.56%	6.08%	8.05%	8.46%	7.92%
18-Oct-21	848,091,661.14	1,223.324973	3.60%	6.82%	8.02%	8.53%	7.92%

Fecha	Patrimonio neto del Fondo	Valor Cuota	Rentabilidad				
			30 días	60 días	90 días	180 días	365 días
17-Oct-21	848,217,844.14	1,223.707246	4.06%	6.40%	8.16%	8.72%	7.99%
16-Oct-21	848,130,640.07	1,223.581438	3.38%	6.77%	8.47%	8.71%	7.99%
15-Oct-21	848,077,638.69	1,223.504974	3.98%	6.80%	8.48%	8.76%	8.00%
14-Oct-21	842,924,134.57	1,223.324283	2.56%	6.71%	8.45%	8.75%	8.03%
13-Oct-21	833,504,002.01	1,222.896956	1.79%	6.52%	8.36%	8.69%	8.04%
12-Oct-21	833,276,667.72	1,222.548656	1.68%	6.38%	8.23%	8.69%	8.02%
11-Oct-21	843,055,779.53	1,222.236724	1.45%	6.96%	8.14%	8.76%	8.04%
10-Oct-21	835,952,670.44	1,221.897408	1.18%	5.91%	8.08%	8.84%	8.08%
9-Oct-21	835,886,330.46	1,221.800440	0.84%	6.08%	8.62%	8.90%	8.09%
8-Oct-21	835,817,272.11	1,221.699499	1.04%	5.69%	8.62%	8.89%	8.10%
7-Oct-21	837,870,667.60	1,221.378311	2.20%	5.73%	8.55%	8.86%	8.16%
6-Oct-21	827,080,319.70	1,221.412854	1.72%	5.78%	8.67%	8.88%	8.17%
5-Oct-21	826,819,677.34	1,221.044231	3.09%	5.63%	8.57%	8.82%	8.18%
4-Oct-21	846,436,099.92	1,220.938277	3.08%	5.93%	8.59%	8.92%	8.23%
3-Oct-21	836,561,277.37	1,220.595607	2.82%	6.72%	8.67%	8.98%	8.21%
2-Oct-21	836,496,759.28	1,220.501471	2.77%	7.28%	8.98%	8.78%	8.22%
1-Oct-21	836,432,239.35	1,220.407333	3.55%	7.10%	8.98%	8.75%	8.23%
30-Sep-21	835,050,662.88	1,220.694370	6.62%	7.64%	9.12%	8.82%	8.26%
29-Sep-21	835,289,422.70	1,220.368096	6.35%	7.51%	9.01%	8.78%	8.27%
28-Sep-21	808,713,412.50	1,220.110092	5.83%	7.44%	9.43%	8.76%	8.26%
27-Sep-21	808,896,044.50	1,220.635231	6.42%	7.91%	9.46%	8.81%	8.32%
26-Sep-21	807,995,175.97	1,220.421587	6.28%	8.48%	9.36%	8.86%	8.33%
25-Sep-21	807,941,979.06	1,220.341237	6.80%	9.18%	9.58%	8.93%	8.34%
24-Sep-21	807,888,780.63	1,220.260884	7.51%	9.24%	9.59%	8.93%	8.35%
23-Sep-21	807,835,580.95	1,220.180530	7.93%	9.49%	9.60%	8.94%	8.30%
22-Sep-21	806,669,601.66	1,219.797127	8.57%	9.35%	9.58%	8.90%	8.28%
21-Sep-21	806,103,776.68	1,219.472140	8.10%	9.25%	9.47%	8.88%	8.38%
20-Sep-21	772,124,418.16	1,220.049898	8.75%	9.85%	9.86%	9.03%	8.43%
19-Sep-21	761,168,225.80	1,219.805172	8.57%	10.26%	9.77%	9.02%	8.45%
18-Sep-21	761,115,049.78	1,219.719955	10.01%	10.21%	10.05%	9.04%	8.46%
17-Sep-21	761,061,872.50	1,219.634737	8.71%	10.18%	10.06%	9.13%	8.47%
16-Sep-21	760,345,049.10	1,220.194166	10.14%	10.98%	10.28%	9.25%	8.58%
15-Sep-21	760,010,399.69	1,219.512572	9.59%	10.69%	10.10%	9.16%	8.54%
14-Sep-21	760,558,841.54	1,220.754004	10.83%	11.37%	10.77%	9.41%	8.66%
13-Sep-21	755,713,298.43	1,221.096339	11.24%	11.63%	10.95%	9.56%	8.70%
12-Sep-21	750,493,343.31	1,220.859292	11.06%	11.49%	11.09%	9.59%	8.71%
11-Sep-21	750,447,236.21	1,220.784287	12.45%	11.48%	11.05%	9.68%	8.72%
10-Sep-21	750,401,127.82	1,220.709281	10.63%	11.52%	11.05%	9.72%	8.73%
9-Sep-21	748,518,018.46	1,220.953281	11.31%	12.50%	11.17%	9.79%	8.79%
8-Sep-21	746,335,871.78	1,220.653100	10.33%	12.40%	11.05%	9.76%	8.83%
7-Sep-21	745,335,427.74	1,219.175400	9.25%	11.71%	10.66%	9.52%	8.70%
6-Sep-21	742,615,119.49	1,219.684043	9.83%	12.13%	11.02%	9.69%	8.82%
5-Sep-21	740,533,050.75	1,217.950358	8.15%	11.28%	10.55%	9.39%	8.66%
4-Sep-21	740,478,070.04	1,217.859931	8.77%	11.32%	10.62%	9.45%	8.67%
3-Sep-21	740,423,087.64	1,217.769502	10.59%	11.56%	10.63%	9.41%	8.67%
2-Sep-21	726,369,634.75	1,217.727541	11.76%	12.05%	10.64%	9.43%	8.62%
1-Sep-21	724,179,129.41	1,216.854080	10.62%	11.66%	10.56%	9.29%	8.70%
31-Aug-21	721,208,651.88	1,214.086848	8.62%	10.31%	9.65%	8.83%	8.46%
30-Aug-21	720,862,276.76	1,214.028841	8.63%	10.28%	10.12%	9.02%	8.57%
29-Aug-21	709,689,962.91	1,214.289626	9.00%	11.18%	10.22%	9.09%	8.53%
28-Aug-21	709,651,621.20	1,214.224023	9.35%	10.92%	10.31%	9.16%	8.54%
27-Aug-21	709,611,928.36	1,214.156108	10.62%	10.84%	10.32%	9.15%	8.56%
26-Aug-21	709,155,337.33	1,213.561184	11.49%	10.91%	10.16%	9.07%	8.52%

Fecha	Patrimonio neto del Fondo	Valor Cuota	Rentabilidad				
			30 días	60 días	90 días	180 días	365 días
25-Aug-21	703,296,584.85	1,212.770107	10.90%	10.56%	9.92%	8.95%	8.53%
24-Aug-21	699,739,287.69	1,212.277515	10.98%	10.36%	10.06%	8.89%	8.25%
23-Aug-21	697,550,881.10	1,211.267927	10.07%	10.02%	10.50%	8.71%	8.26%
22-Aug-21	696,184,678.57	1,211.402631	10.32%	10.09%	10.54%	8.69%	8.32%
21-Aug-21	696,147,930.91	1,211.338688	10.88%	10.34%	10.50%	8.62%	8.34%
20-Aug-21	696,111,182.07	1,211.274743	11.86%	10.31%	10.48%	8.52%	8.36%
19-Aug-21	693,697,941.10	1,209.768429	10.32%	9.99%	10.04%	8.28%	8.23%
18-Aug-21	694,126,612.47	1,210.961150	11.56%	10.65%	10.47%	8.51%	8.44%
17-Aug-21	675,617,018.99	1,210.112217	11.73%	10.27%	10.43%	8.49%	8.37%
16-Aug-21	669,900,444.92	1,209.977710	11.70%	10.28%	10.67%	8.50%	8.53%
15-Aug-21	669,904,115.25	1,209.984339	11.82%	10.64%	10.69%	8.51%	8.55%
14-Aug-21	669,869,849.62	1,209.922449	11.91%	10.71%	10.81%	8.65%	8.57%
13-Aug-21	669,834,749.15	1,209.859050	11.82%	11.00%	10.80%	8.61%	8.58%
12-Aug-21	666,756,230.96	1,208.418809	10.40%	10.24%	10.34%	8.38%	8.50%
11-Aug-21	667,681,533.42	1,210.141187	12.32%	11.17%	10.98%	8.71%	8.49%
10-Aug-21	665,820,132.67	1,209.703175	13.56%	11.00%	10.93%	8.82%	8.69%
9-Aug-21	662,091,169.40	1,210.378272	14.36%	11.31%	11.28%	8.92%	8.80%
8-Aug-21	661,090,785.01	1,209.979849	14.06%	11.29%	11.21%	8.87%	8.86%
7-Aug-21	661,054,065.83	1,209.912642	14.32%	11.52%	11.30%	9.05%	8.87%
6-Aug-21	661,017,345.59	1,209.845434	14.31%	11.67%	11.32%	9.01%	8.89%
5-Aug-21	660,119,078.18	1,209.147788	13.77%	11.47%	11.12%	8.91%	8.86%
4-Aug-21	658,186,138.24	1,207.258650	12.42%	10.55%	10.51%	8.61%	8.83%
3-Aug-21	653,399,818.62	1,206.073925	12.23%	9.99%	10.30%	8.51%	8.83%
2-Aug-21	648,727,997.29	1,206.320215	12.60%	10.44%	10.46%	8.66%	8.87%
1-Aug-21	647,770,775.06	1,205.548192	11.93%	10.09%	10.24%	8.39%	8.82%
31-Jul-21	647,733,680.06	1,205.479156	11.85%	10.80%	10.38%	8.45%	8.83%
30-Jul-21	647,677,751.92	1,205.375070	13.26%	10.75%	10.39%	8.54%	8.85%
29-Jul-21	635,784,874.00	1,204.964562	12.39%	10.70%	10.29%	8.49%	9.02%
28-Jul-21	633,752,957.34	1,203.646472	10.96%	10.08%	9.81%	8.28%	8.72%
27-Jul-21	633,600,499.30	1,202.207483	10.23%	9.41%	9.45%	8.26%	8.71%
26-Jul-21	633,146,361.82	1,201.998392	10.13%	9.34%	9.35%	8.33%	8.93%
25-Jul-21	631,711,496.68	1,201.431483	9.66%	9.51%	9.22%	8.31%	8.71%
24-Jul-21	631,654,985.05	1,201.324005	9.89%	10.63%	9.10%	8.27%	8.71%
23-Jul-21	631,598,472.10	1,201.216525	9.78%	10.56%	9.10%	8.28%	8.72%
22-Jul-21	631,596,595.66	1,200.602828	9.71%	10.22%	8.93%	8.19%	8.61%
21-Jul-21	631,319,006.39	1,199.578663	8.66%	9.70%	8.70%	8.04%	8.50%
20-Jul-21	630,843,228.46	1,199.588572	9.58%	9.82%	8.85%	8.00%	8.58%
19-Jul-21	629,616,293.12	1,199.563695	9.66%	9.84%	9.10%	8.02%	8.61%
18-Jul-21	629,098,795.37	1,198.553878	8.73%	9.69%	8.76%	7.82%	8.34%
17-Jul-21	629,044,559.84	1,198.450549	8.77%	10.06%	8.86%	7.95%	8.35%
16-Jul-21	628,990,322.77	1,198.347217	9.38%	10.02%	8.86%	7.88%	8.35%
15-Jul-21	625,362,502.80	1,198.193235	9.42%	10.15%	8.84%	7.88%	8.38%
14-Jul-21	622,850,782.32	1,198.222630	10.09%	10.19%	8.97%	7.88%	8.37%
13-Jul-21	622,768,231.83	1,198.179243	10.00%	10.22%	9.19%	7.92%	8.44%
12-Jul-21	622,664,898.71	1,198.014914	9.93%	10.21%	9.41%	7.92%	8.62%
11-Jul-21	621,831,866.67	1,196.370000	8.34%	9.51%	8.99%	7.43%	8.40%
10-Jul-21	621,775,255.19	1,196.260000	8.16%	9.63%	8.97%	7.49%	8.41%
9-Jul-21	621,718,642.04	1,196.154596	8.41%	9.67%	8.97%	7.47%	8.42%
8-Jul-21	621,443,056.79	1,195.834644	8.62%	9.68%	8.89%	7.44%	8.43%
7-Jul-21	621,283,192.64	1,195.777165	8.92%	9.71%	8.87%	7.46%	8.46%
6-Jul-21	621,107,410.08	1,195.619673	9.07%	9.68%	9.06%	7.51%	8.45%
5-Jul-21	619,221,124.14	1,195.057463	8.59%	9.46%	9.10%	7.52%	8.44%
4-Jul-21	618,523,243.35	1,194.068802	7.67%	9.24%	8.39%	7.38%	8.36%

Fecha	Patrimonio neto del Fondo	Valor Cuota	Rentabilidad				
			30 días	60 días	90 días	180 días	365 días
3-Jul-21	618,465,280.36	1,193.960000	8.21%	9.29%	8.34%	7.35%	8.36%
2-Jul-21	618,407,315.84	1,193.845002	8.18%	9.31%	8.34%	7.36%	8.37%
1-Jul-21	613,319,622.94	1,193.847546	9.64%	9.55%	8.37%	7.38%	8.36%
30-Jun-21	612,037,822.11	1,192.380450	8.16%	8.86%	7.90%	7.15%	8.12%
29-Jun-21	611,861,037.97	1,192.816192	8.92%	9.14%	7.98%	7.26%	8.19%
28-Jun-21	611,897,219.63	1,192.900375	9.13%	9.15%	8.18%	7.40%	8.24%
27-Jun-21	611,427,665.17	1,192.179807	8.51%	8.99%	8.09%	7.10%	8.19%
26-Jun-21	611,373,464.03	1,192.074124	8.49%	8.88%	8.09%	7.10%	8.21%
25-Jun-21	611,319,261.24	1,191.968437	9.29%	8.93%	8.09%	7.08%	8.22%
24-Jun-21	610,954,566.32	1,191.637432	11.28%	8.63%	8.02%	7.05%	8.21%
23-Jun-21	610,954,566.32	1,191.637432	11.25%	8.69%	8.10%	7.08%	8.25%
22-Jun-21	609,495,933.15	1,191.097803	10.65%	8.47%	8.01%	7.01%	8.22%
21-Jun-21	609,495,933.15	1,191.097803	10.65%	8.66%	8.08%	7.02%	8.24%
20-Jun-21	605,476,416.21	1,190.220400	9.98%	8.43%	7.83%	6.83%	8.19%
19-Jun-21	605,424,839.21	1,190.119012	9.94%	8.76%	8.01%	6.81%	8.20%
18-Jun-21	605,373,260.48	1,190.017620	10.57%	8.72%	8.02%	6.93%	8.22%
17-Jun-21	605,134,715.25	1,189.874319	11.27%	8.84%	8.01%	6.94%	8.55%
16-Jun-21	604,769,692.34	1,189.180000	10.59%	8.53%	7.84%	6.84%	8.21%
15-Jun-21	604,240,363.75	1,188.992267	10.81%	8.49%	7.95%	7.03%	8.23%
14-Jun-21	604,098,059.40	1,188.368701	10.20%	8.34%	7.87%	6.96%	8.43%
13-Jun-21	580,434,136.50	1,188.411490	10.36%	8.72%	8.08%	7.01%	8.24%
12-Jun-21	580,388,197.10	1,188.317431	10.41%	9.07%	8.17%	6.85%	8.25%
11-Jun-21	580,342,256.47	1,188.223370	10.61%	9.25%	8.18%	6.80%	8.27%
10-Jun-21	631,561,919.78	1,188.286083	11.03%	9.31%	8.24%	6.84%	8.34%
9-Jun-21	627,607,065.76	1,187.942247	10.86%	9.19%	8.15%	6.81%	8.33%
8-Jun-21	626,024,492.78	1,187.423342	10.66%	8.97%	8.13%	6.86%	8.52%
7-Jun-21	624,681,918.25	1,187.076387	10.42%	8.79%	8.03%	6.82%	8.38%
6-Jun-21	622,022,018.97	1,186.770000	10.22%	8.98%	8.07%	6.86%	8.48%
5-Jun-21	621,974,920.09	1,186.680000	10.27%	9.30%	7.99%	7.04%	8.50%
4-Jun-21	621,927,819.87	1,186.591587	10.75%	8.69%	8.00%	7.11%	8.52%
3-Jun-21	620,487,104.40	1,185.959478	10.31%	8.35%	7.82%	7.03%	8.52%
2-Jun-21	620,439,973.99	1,185.870000	10.37%	8.36%	7.82%	7.05%	8.50%
1-Jun-21	619,539,666.23	1,184.459253	9.39%	7.68%	7.72%	6.85%	8.38%
31-May-21	619,525,999.44	1,184.436948	9.49%	7.72%	7.76%	6.92%	8.62%
30-May-21	618,793,383.80	1,184.131084	9.29%	7.46%	7.81%	6.86%	8.65%
29-May-21	618,733,477.16	1,184.020000	9.11%	7.64%	7.77%	6.91%	8.65%
28-May-21	618,673,568.83	1,183.901805	9.41%	7.83%	7.78%	6.83%	8.66%
27-May-21	618,088,599.37	1,183.815675	9.21%	7.83%	7.79%	6.85%	8.69%
26-May-21	617,615,385.53	1,182.933259	8.50%	7.44%	7.54%	6.72%	8.57%
25-May-21	615,432,395.25	1,180.688668	5.93%	6.34%	6.74%	6.48%	8.25%
24-May-21	615,385,595.15	1,180.715913	6.08%	6.47%	6.66%	6.50%	8.11%
23-May-21	615,398,118.23	1,180.760000	6.24%	6.64%	6.56%	6.58%	7.93%
22-May-21	615,398,118.23	1,180.760000	6.62%	6.73%	6.40%	6.46%	7.94%
21-May-21	615,277,528.80	1,180.533509	6.82%	6.70%	6.36%	6.41%	7.94%
20-May-21	614,602,145.03	1,180.474190	7.52%	6.99%	6.39%	6.43%	8.10%
19-May-21	614,234,597.55	1,179.770156	6.81%	6.69%	6.38%	6.33%	7.89%
18-May-21	612,588,558.91	1,178.953407	6.34%	6.33%	6.17%	6.03%	7.83%
17-May-21	612,541,448.31	1,178.922401	6.42%	6.42%	6.18%	6.12%	7.90%
16-May-21	611,319,534.42	1,178.522811	6.12%	6.46%	6.32%	6.36%	8.03%
15-May-21	611,300,723.85	1,178.486548	6.42%	6.65%	6.26%	6.33%	8.05%
14-May-21	611,244,287.80	1,178.380000	7.02%	6.89%	6.27%	6.38%	8.06%
13-May-21	604,499,791.23	1,178.238473	7.67%	6.99%	6.26%	6.38%	8.07%
12-May-21	604,478,143.61	1,177.949542	7.82%	6.90%	6.53%	6.36%	8.06%

Fecha	Patrimonio neto del Fondo	Valor Cuota	Rentabilidad				
			30 días	60 días	90 días	180 días	365 días
11-May-21	541,338,649.06	1,177.610284	7.53%	6.79%	6.39%	6.40%	8.07%
10-May-21	538,048,785.03	1,177.436713	7.45%	6.74%	6.36%	6.33%	8.00%
9-May-21	539,233,959.63	1,177.107495	7.21%	6.81%	6.61%	6.51%	8.00%
8-May-21	539,182,798.61	1,176.995814	7.09%	6.77%	6.52%	6.25%	8.01%
7-May-21	539,131,636.14	1,176.884130	7.68%	6.94%	6.53%	6.26%	8.02%
6-May-21	538,182,428.15	1,176.749200	8.25%	6.80%	6.53%	6.27%	8.16%
5-May-21	536,393,611.24	1,176.195704	6.58%	6.56%	6.54%	6.20%	7.95%
4-May-21	535,281,346.11	1,175.993001	6.33%	6.51%	6.70%	6.14%	7.85%
3-May-21	532,468,589.52	1,175.852513	6.29%	6.49%	6.38%	6.25%	7.87%
2-May-21	532,017,424.42	1,175.390000	5.92%	6.84%	6.35%	6.29%	7.85%
1-May-21	531,964,339.68	1,175.270000	5.91%	6.84%	6.52%	6.50%	7.85%
30-Apr-21	531,911,253.43	1,175.155839	5.59%	7.02%	6.53%	6.67%	7.86%
29-Apr-21	540,462,905.97	1,175.220366	6.13%	7.05%	6.59%	6.72%	7.94%
28-Apr-21	535,740,200.19	1,174.819407	6.21%	6.91%	6.90%	6.68%	8.14%
27-Apr-21	533,486,117.75	1,174.920533	6.40%	7.02%	7.14%	6.77%	8.19%
26-Apr-21	526,292,075.92	1,174.721802	6.33%	7.01%	7.24%	6.80%	8.11%
25-Apr-21	503,731,743.14	1,174.960000	6.71%	7.11%	7.28%	6.72%	8.18%
24-Apr-21	503,684,763.15	1,174.849052	6.82%	6.91%	7.29%	6.85%	8.20%
23-Apr-21	503,637,781.82	1,174.739467	7.00%	6.69%	7.30%	7.01%	8.21%
22-Apr-21	503,105,882.19	1,174.373225	6.80%	6.26%	7.22%	6.98%	8.54%
21-Apr-21	501,822,933.49	1,173.956145	6.54%	6.10%	6.98%	6.95%	8.57%
20-Apr-21	501,427,126.82	1,173.227055	6.42%	5.79%	6.78%	6.83%	8.59%
19-Apr-21	501,407,936.11	1,173.205550	6.53%	6.13%	6.73%	6.96%	8.50%
18-Apr-21	501,216,971.97	1,172.838323	6.28%	6.04%	6.90%	7.01%	8.49%
17-Apr-21	501,171,217.88	1,172.731259	6.38%	6.02%	6.76%	7.01%	8.50%
16-Apr-21	501,124,996.22	1,172.623101	6.77%	6.39%	6.77%	7.05%	8.52%
15-Apr-21	500,978,670.81	1,172.299651	6.85%	6.15%	6.65%	7.03%	8.50%
14-Apr-21	474,501,012.60	1,171.616539	6.72%	5.85%	6.50%	6.94%	8.53%
13-Apr-21	423,734,586.93	1,170.860000	6.27%	5.52%	6.28%	6.89%	8.45%
12-Apr-21	423,507,649.94	1,170.423928	5.94%	5.84%	5.74%	6.91%	8.44%
11-Apr-21	423,490,958.60	1,170.367929	6.00%	5.78%	5.88%	6.92%	8.39%
10-Apr-21	423,455,725.17	1,170.270558	6.00%	5.78%	5.85%	6.99%	8.41%
9-Apr-21	423,420,490.14	1,170.173181	6.37%	6.27%	5.86%	7.11%	8.42%
8-Apr-21	423,416,228.77	1,170.175223	6.42%	6.20%	5.92%	7.15%	8.45%
7-Apr-21	423,477,120.93	1,169.506132	6.16%	5.92%	5.83%	7.06%	8.40%
6-Apr-21	419,330,596.69	1,168.818984	5.30%	5.63%	5.81%	7.12%	8.14%
5-Apr-21	423,333,175.71	1,169.873039	6.52%	6.49%	6.24%	7.31%	8.30%
4-Apr-21	408,130,273.56	1,169.905712	6.66%	6.84%	6.23%	7.40%	8.34%
3-Apr-21	408,093,824.28	1,169.801231	6.65%	6.39%	6.25%	7.49%	8.35%
2-Apr-21	408,057,373.85	1,169.696745	7.72%	6.54%	6.26%	7.51%	8.37%
1-Apr-21	408,020,922.38	1,169.592257	7.74%	6.80%	6.28%	7.52%	8.39%
31-Mar-21	406,254,638.59	1,169.784362	8.41%	6.96%	6.40%	7.59%	8.42%
30-Mar-21	396,897,276.43	1,169.327817	7.94%	6.79%	6.48%	7.52%	8.52%
29-Mar-21	398,142,027.06	1,168.849612	7.56%	7.21%	5.98%	7.49%	8.37%
28-Mar-21	397,983,486.93	1,168.768110	7.60%	7.47%	6.00%	7.50%	8.39%
27-Mar-21	397,940,873.38	1,168.642966	7.65%	7.66%	5.94%	7.52%	8.40%
26-Mar-21	397,898,258.62	1,168.517818	7.46%	7.52%	5.95%	7.55%	8.41%
25-Mar-21	394,525,391.38	1,168.298361	6.97%	7.48%	5.93%	7.54%	8.44%
24-Mar-21	390,274,394.92	1,168.018511	6.33%	7.40%	5.89%	7.52%	8.45%
23-Mar-21	390,225,445.01	1,167.841888	5.69%	7.38%	5.85%	7.40%	8.46%
22-Mar-21	388,356,837.19	1,167.680704	5.64%	7.17%	5.73%	7.41%	8.43%
21-Mar-21	387,703,320.63	1,167.071401	5.13%	6.92%	5.50%	7.54%	8.62%
20-Mar-21	387,661,270.73	1,166.944821	5.70%	6.79%	5.73%	7.53%	8.63%

Fecha	Patrimonio neto del Fondo	Valor Cuota	Rentabilidad				
			30 días	60 días	90 días	180 días	365 días
19-Mar-21	387,618,635.80	1,166.816481	5.78%	7.17%	5.74%	7.58%	8.64%
18-Mar-21	383,857,751.44	1,166.614157	5.64%	6.92%	5.73%	7.58%	8.65%
17-Mar-21	383,400,757.30	1,166.136650	5.97%	6.74%	5.98%	7.53%	8.53%
16-Mar-21	383,210,574.75	1,165.738364	5.41%	6.51%	5.94%	7.57%	8.31%
15-Mar-21	380,831,949.73	1,165.185195	4.96%	6.35%	5.82%	7.51%	8.31%
14-Mar-21	380,723,396.08	1,164.852955	4.75%	6.26%	5.42%	7.47%	8.46%
13-Mar-21	380,685,400.80	1,164.736705	5.72%	5.62%	5.32%	7.46%	8.47%
12-Mar-21	380,647,404.62	1,164.620453	5.52%	5.79%	5.34%	7.51%	8.49%
11-Mar-21	371,099,313.18	1,164.527677	5.54%	5.74%	5.36%	7.52%	8.29%
10-Mar-21	370,935,048.07	1,164.074864	6.14%	5.58%	5.47%	7.47%	8.32%
9-Mar-21	370,862,691.84	1,164.036034	5.95%	5.64%	5.51%	7.54%	8.20%
8-Mar-21	370,009,347.16	1,163.616687	5.65%	5.64%	5.53%	7.59%	8.19%
7-Mar-21	365,761,147.32	1,163.746320	5.93%	6.04%	5.97%	7.61%	8.22%
6-Mar-21	365,727,772.70	1,163.640132	6.44%	6.07%	6.10%	7.74%	8.23%
5-Mar-21	365,694,396.93	1,163.533939	6.98%	5.98%	6.13%	7.71%	8.24%
4-Mar-21	353,318,615.37	1,163.438385	6.10%	6.01%	6.16%	7.73%	8.37%
3-Mar-21	352,695,101.23	1,162.322796	5.32%	5.50%	5.87%	7.55%	8.35%
2-Mar-21	352,551,745.94	1,162.196357	5.82%	5.51%	5.96%	7.44%	8.05%
1-Mar-21	351,738,688.01	1,161.750607	5.48%	5.36%	5.79%	7.67%	8.02%
28-Feb-21	331,693,696.10	1,161.748534	5.61%	5.72%	5.94%	7.68%	8.00%
27-Feb-21	331,659,911.07	1,161.630203	6.81%	5.16%	5.78%	7.87%	8.01%
26-Feb-21	331,626,124.68	1,161.511867	7.29%	5.16%	5.80%	7.74%	8.02%
25-Feb-21	331,396,907.96	1,161.342897	7.62%	5.05%	5.80%	7.74%	8.20%
24-Feb-21	331,391,068.81	1,161.392069	7.53%	5.16%	6.13%	7.78%	8.23%
23-Feb-21	330,612,940.58	1,161.644599	7.94%	5.39%	6.24%	7.86%	8.24%
22-Feb-21	327,552,574.29	1,161.970323	8.43%	5.65%	6.50%	8.08%	8.32%
21-Feb-21	327,626,378.05	1,162.409576	9.03%	5.90%	6.42%	7.70%	8.39%
20-Feb-21	327,593,327.12	1,162.292312	8.65%	5.74%	6.35%	7.87%	8.40%
19-Feb-21	327,560,275.36	1,162.175045	8.68%	5.67%	6.37%	7.95%	8.41%
18-Feb-21	320,836,854.61	1,161.504083	7.85%	5.72%	6.19%	7.88%	8.39%
17-Feb-21	318,278,891.15	1,161.299890	8.52%	5.70%	5.80%	7.89%	8.39%
16-Feb-21	318,180,709.88	1,161.235337	8.16%	5.75%	5.98%	7.88%	8.36%
15-Feb-21	317,950,454.85	1,160.442318	7.47%	5.96%	6.31%	7.94%	8.25%
14-Feb-21	316,580,404.15	1,160.575940	7.58%	6.17%	6.31%	7.98%	8.29%
13-Feb-21	316,546,264.77	1,160.450786	7.71%	6.22%	6.39%	8.28%	8.30%
12-Feb-21	316,512,125.11	1,160.325631	7.73%	5.73%	6.41%	8.30%	8.31%
11-Feb-21	315,220,542.16	1,159.288351	5.49%	5.10%	6.10%	8.16%	8.14%
10-Feb-21	302,623,048.94	1,159.356470	6.02%	5.22%	6.31%	8.21%	8.16%
9-Feb-21	302,445,683.15	1,159.248881	5.92%	5.25%	6.21%	8.28%	8.17%
8-Feb-21	289,242,299.03	1,158.233220	5.00%	5.11%	6.32%	7.78%	8.15%
7-Feb-21	289,279,013.84	1,158.375591	5.31%	5.26%	5.88%	8.27%	8.13%
6-Feb-21	289,244,405.09	1,158.237005	5.60%	5.45%	5.89%	8.35%	8.13%
5-Feb-21	289,209,470.23	1,158.097114	6.11%	5.96%	5.91%	8.49%	8.14%
4-Feb-21	286,684,027.43	1,157.517425	5.67%	5.90%	5.77%	8.43%	8.13%
3-Feb-21	286,529,516.63	1,156.893571	4.95%	5.67%	5.48%	8.36%	8.15%
2-Feb-21	283,204,385.31	1,157.636544	5.89%	6.16%	6.02%	8.57%	8.22%
1-Feb-21	283,161,276.17	1,157.261738	5.66%	6.11%	6.14%	8.77%	8.24%
31-Jan-21	283,002,484.85	1,156.665871	5.18%	6.00%	6.37%	8.87%	8.26%
30-Jan-21	282,972,745.71	1,156.544323	5.22%	5.92%	6.71%	8.87%	8.26%
29-Jan-21	282,941,252.31	1,156.415606	5.80%	6.07%	6.73%	8.89%	8.27%
28-Jan-21	283,626,576.58	1,155.160584	3.48%	5.23%	6.35%	8.70%	8.18%
27-Jan-21	283,478,572.92	1,154.594021	3.01%	5.02%	6.29%	8.64%	8.18%
26-Jan-21	283,353,597.52	1,154.111059	2.46%	4.86%	6.24%	8.95%	8.19%

Fecha	Patrimonio neto del Fondo	Valor Cuota	Rentabilidad				
			30 días	60 días	90 días	180 días	365 días
25-Jan-21	258,380,492.67	1,154.249075	2.78%	5.39%	6.05%	8.63%	8.22%
24-Jan-21	258,350,161.76	1,154.113579	2.81%	5.36%	6.31%	8.84%	8.21%
23-Jan-21	258,319,828.97	1,153.978075	2.84%	5.50%	6.61%	9.28%	8.22%
22-Jan-21	258,289,494.32	1,153.842563	2.74%	5.07%	6.63%	8.92%	8.23%
21-Jan-21	258,270,305.64	1,154.085701	2.82%	5.16%	6.79%	9.00%	8.27%
20-Jan-21	258,239,220.05	1,153.946795	2.64%	5.18%	6.76%	9.01%	8.29%
19-Jan-21	257,808,018.93	1,154.060875	3.56%	5.33%	7.08%	8.93%	8.31%
18-Jan-21	267,351,627.88	1,153.220407	2.85%	4.40%	7.00%	8.73%	8.25%
17-Jan-21	266,851,250.01	1,153.499636	3.32%	4.86%	7.15%	8.95%	8.31%
16-Jan-21	266,819,985.70	1,153.364492	4.43%	5.69%	7.21%	8.98%	8.33%
15-Jan-21	266,825,748.41	1,153.389402	4.73%	5.64%	7.29%	8.63%	8.37%
14-Jan-21	257,458,568.93	1,153.143347	4.69%	5.69%	7.27%	8.62%	8.32%
13-Jan-21	257,646,595.85	1,152.996384	3.70%	5.71%	7.38%	8.63%	8.27%
12-Jan-21	257,889,523.52	1,154.081814	4.69%	6.38%	7.97%	8.90%	8.39%
11-Jan-21	257,343,820.47	1,153.648121	4.40%	6.42%	7.84%	8.80%	8.38%
10-Jan-21	257,311,154.28	1,153.635740	4.56%	6.32%	8.02%	8.95%	8.41%
9-Jan-21	257,279,236.75	1,153.492641	5.20%	6.95%	8.23%	9.29%	8.42%
8-Jan-21	257,246,372.08	1,153.345294	5.19%	6.14%	8.26%	9.13%	8.46%
7-Jan-21	261,656,970.82	1,152.933806	5.28%	6.02%	8.18%	9.09%	8.42%
6-Jan-21	258,590,484.84	1,152.314185	5.79%	5.78%	8.31%	9.01%	8.39%
5-Jan-21	267,905,536.38	1,152.145413	6.10%	5.79%	8.26%	9.07%	8.40%
4-Jan-21	261,732,967.29	1,152.207230	6.36%	5.73%	8.43%	9.13%	8.44%
3-Jan-21	261,698,935.03	1,152.057412	6.40%	6.06%	8.60%	9.12%	8.45%
2-Jan-21	261,664,900.13	1,151.907583	6.54%	6.35%	8.62%	9.17%	8.46%
1-Jan-21	261,630,863.26	1,151.757745	6.79%	6.94%	8.63%	9.16%	8.47%
31-Dec-20	261,596,824.41	1,151.607898	6.59%	7.43%	8.65%	9.17%	8.53%
30-Dec-20	259,001,659.92	1,150.927280	6.31%	7.16%	8.42%	9.07%	8.48%
29-Dec-20	250,513,375.96	1,151.868563	6.96%	7.76%	8.88%	9.23%	8.59%
28-Dec-20	249,539,193.57	1,151.742801	7.01%	7.91%	8.88%	8.99%	8.66%
27-Dec-20	249,519,225.52	1,151.781723	7.24%	8.11%	8.96%	9.07%	8.67%
26-Dec-20	249,483,431.07	1,151.616496	7.99%	7.66%	9.01%	9.11%	8.67%
25-Dec-20	249,447,634.49	1,151.451259	7.88%	8.04%	9.02%	9.12%	8.68%
24-Dec-20	249,411,835.90	1,151.286012	8.13%	8.48%	9.02%	9.13%	8.70%
23-Dec-20	249,005,905.47	1,151.249347	7.39%	8.56%	8.84%	9.17%	8.74%
22-Dec-20	248,599,331.83	1,151.421001	7.49%	8.76%	8.97%	9.24%	8.78%
21-Dec-20	248,605,198.51	1,151.448173	7.70%	8.81%	9.45%	9.32%	8.78%
20-Dec-20	248,396,849.37	1,150.691463	7.08%	8.82%	9.20%	9.23%	8.73%
19-Dec-20	248,361,073.75	1,150.525733	5.94%	9.06%	9.28%	9.23%	8.74%
18-Dec-20	248,325,295.85	1,150.359993	6.37%	9.03%	9.29%	9.26%	8.74%
17-Dec-20	247,868,765.09	1,149.179927	6.93%	8.57%	8.94%	9.09%	8.69%
16-Dec-20	247,617,066.61	1,148.921491	6.52%	8.54%	9.06%	9.09%	8.69%
15-Dec-20	247,566,409.11	1,148.712574	6.67%	8.53%	9.08%	9.73%	8.72%
14-Dec-20	239,418,790.88	1,149.498876	7.69%	9.19%	9.39%	9.33%	8.74%
13-Dec-20	238,755,106.44	1,149.646682	8.04%	9.57%	9.48%	9.43%	8.75%
12-Dec-20	238,721,977.79	1,149.487162	8.40%	9.53%	9.55%	9.91%	8.76%
11-Dec-20	238,688,847.20	1,149.327632	8.05%	9.71%	9.55%	9.49%	8.76%
10-Dec-20	234,024,672.52	1,148.581649	8.65%	9.71%	9.34%	9.39%	8.70%
9-Dec-20	233,423,673.56	1,148.445901	7.06%	9.75%	9.44%	9.41%	8.72%
8-Dec-20	233,023,680.80	1,147.953303	6.72%	9.59%	9.52%	9.46%	8.69%
7-Dec-20	232,735,201.17	1,146.852060	5.74%	9.52%	9.12%	9.30%	8.64%
6-Dec-20	197,677,193.67	1,146.401236	5.45%	9.29%	9.25%	9.68%	8.57%
5-Dec-20	197,644,820.45	1,146.213492	5.07%	9.42%	9.16%	9.42%	8.57%
4-Dec-20	197,612,445.15	1,146.025736	5.69%	9.65%	9.15%	9.65%	8.57%

Fecha	Patrimonio neto del Fondo	Valor Cuota	Rentabilidad				
			30 días	60 días	90 días	180 días	365 días
3-Dec-20	198,491,086.69	1,145.747480	6.13%	9.60%	9.11%	9.65%	8.60%
2-Dec-20	194,925,834.05	1,145.364062	7.04%	9.49%	8.79%	9.62%	8.62%
1-Dec-20	194,807,757.44	1,145.404769	8.22%	9.62%	9.41%	9.75%	8.68%
30-Nov-20	194,632,378.30	1,144.990740	7.97%	9.43%	9.28%	9.65%	8.58%
29-Nov-20	194,687,093.48	1,145.312621	8.50%	9.78%	9.82%	9.73%	8.61%
28-Nov-20	194,658,129.94	1,145.142233	8.76%	9.76%	9.54%	10.16%	8.62%
27-Nov-20	194,629,164.64	1,144.971835	8.93%	9.77%	9.54%	10.25%	8.62%
26-Nov-20	194,419,164.33	1,144.107365	7.29%	9.46%	9.30%	10.12%	8.57%
25-Nov-20	194,257,268.05	1,144.037304	8.13%	9.52%	9.33%	10.14%	8.58%
24-Nov-20	194,181,459.77	1,143.641478	8.77%	9.40%	9.51%	10.15%	8.64%
23-Nov-20	193,992,982.59	1,144.299313	9.68%	9.50%	8.85%	10.19%	8.74%
22-Nov-20	192,298,935.36	1,144.380695	9.97%	9.65%	9.24%	9.98%	8.72%
21-Nov-20	192,269,775.78	1,144.207165	9.85%	10.26%	9.39%	9.66%	8.72%
20-Nov-20	192,240,614.10	1,144.033623	10.49%	10.20%	9.42%	9.27%	8.73%
19-Nov-20	192,367,282.77	1,144.933261	12.11%	10.90%	9.83%	9.46%	8.81%
18-Nov-20	192,265,807.16	1,144.364754	11.63%	10.70%	9.65%	9.39%	8.79%
17-Nov-20	191,938,774.46	1,142.673815	10.16%	9.89%	9.42%	9.40%	8.68%
16-Nov-20	191,909,260.47	1,142.801762	10.50%	10.28%	9.51%	9.15%	8.69%
15-Nov-20	191,858,881.19	1,142.448399	10.34%	10.22%	10.02%	9.11%	8.69%
14-Nov-20	191,829,721.76	1,142.274766	10.63%	10.18%	10.04%	9.21%	8.70%
13-Nov-20	191,800,560.30	1,142.101120	11.02%	10.14%	10.06%	9.52%	8.71%
12-Nov-20	191,755,309.55	1,141.605256	10.58%	10.05%	9.97%	9.46%	8.69%
11-Nov-20	191,814,086.47	1,141.775911	11.31%	10.23%	10.20%	9.53%	8.64%
10-Nov-20	187,120,682.54	1,140.470958	10.69%	9.61%	9.11%	9.34%	8.54%
9-Nov-20	186,526,479.22	1,141.819451	12.36%	10.57%	10.51%	9.63%	8.72%
8-Nov-20	186,497,710.18	1,141.643342	12.39%	10.86%	10.65%	9.66%	8.71%
7-Nov-20	186,468,940.33	1,141.467228	13.24%	10.76%	10.92%	9.53%	8.72%
6-Nov-20	186,440,169.66	1,141.291109	13.08%	11.10%	10.94%	9.56%	8.72%
5-Nov-20	185,767,284.38	1,141.457717	13.71%	11.15%	11.09%	9.63%	8.78%
4-Nov-20	185,643,050.65	1,140.694355	13.56%	10.83%	10.96%	9.53%	8.81%
3-Nov-20	185,530,921.08	1,140.005369	13.01%	10.55%	11.23%	9.69%	8.76%
2-Nov-20	185,380,896.32	1,138.774681	11.88%	9.61%	11.19%	9.15%	8.67%
1-Nov-20	185,207,604.08	1,137.720598	10.95%	9.94%	10.85%	8.80%	8.59%
31-Oct-20	185,178,592.97	1,137.542385	10.83%	9.88%	10.86%	8.83%	8.60%
30-Oct-20	185,149,460.01	1,137.363422	10.98%	10.41%	10.89%	8.83%	8.61%
29-Oct-20	182,622,049.03	1,136.952659	10.68%	9.85%	10.82%	8.80%	8.55%
28-Oct-20	182,470,411.07	1,136.630999	10.53%	9.78%	11.49%	8.77%	8.54%
27-Oct-20	182,576,349.70	1,137.290904	11.56%	10.24%	11.05%	9.04%	8.76%
26-Oct-20	182,439,562.34	1,136.438839	10.83%	9.86%	11.20%	9.34%	8.67%
25-Oct-20	182,272,390.55	1,135.459742	9.97%	9.81%	11.76%	9.23%	8.59%
24-Oct-20	182,241,909.13	1,135.269859	9.25%	8.37%	11.03%	9.08%	8.59%
23-Oct-20	182,211,426.84	1,135.079971	9.25%	8.81%	11.02%	9.15%	8.60%
22-Oct-20	182,201,683.18	1,135.019273	10.58%	9.09%	11.06%	9.18%	8.66%
21-Oct-20	182,077,624.25	1,134.254265	9.82%	8.81%	10.59%	9.08%	8.60%
20-Oct-20	182,217,982.66	1,133.645816	9.59%	8.61%	10.27%	9.68%	8.58%
19-Oct-20	178,171,168.13	1,133.526118	9.67%	8.57%	10.56%	9.79%	8.66%
18-Oct-20	178,122,307.05	1,133.215264	9.54%	8.98%	10.56%	9.92%	8.56%
17-Oct-20	178,091,566.52	1,133.019692	9.97%	8.94%	9.79%	9.70%	8.56%
16-Oct-20	178,060,825.11	1,132.824115	10.02%	9.78%	9.79%	9.71%	8.56%
15-Oct-20	177,991,845.14	1,132.385264	9.65%	9.66%	9.69%	9.67%	8.61%
14-Oct-20	177,406,761.09	1,131.849270	9.17%	9.50%	9.64%	9.62%	8.57%
13-Oct-20	177,393,234.16	1,131.762969	9.44%	9.58%	9.58%	9.63%	8.58%
12-Oct-20	177,354,587.36	1,131.263992	9.06%	9.55%	9.68%	9.71%	8.50%

Fecha	Patrimonio neto del Fondo	Valor Cuota	Rentabilidad				
			30 días	60 días	90 días	180 días	365 días
11-Oct-20	177,249,657.52	1,130.537167	8.45%	8.25%	10.14%	9.57%	8.47%
10-Oct-20	177,217,848.59	1,130.334283	8.69%	9.48%	9.80%	9.58%	8.47%
9-Oct-20	177,186,038.80	1,130.131393	9.22%	9.67%	9.79%	9.46%	8.47%
8-Oct-20	176,532,857.32	1,129.183557	8.20%	9.66%	9.51%	9.33%	8.39%
7-Oct-20	176,527,544.77	1,129.149576	9.02%	9.77%	9.68%	9.38%	8.42%
6-Oct-20	176,691,855.18	1,128.741021	8.51%	9.67%	9.63%	9.35%	8.39%
5-Oct-20	176,492,237.05	1,128.123446	8.01%	9.55%	9.43%	9.26%	8.33%
4-Oct-20	174,096,265.98	1,127.946758	8.00%	10.24%	9.51%	8.84%	8.34%
3-Oct-20	174,067,831.42	1,127.762534	7.27%	10.74%	9.49%	8.93%	8.35%
2-Oct-20	174,038,105.39	1,127.569943	8.86%	10.70%	9.48%	8.95%	8.35%
1-Oct-20	174,028,809.71	1,127.509718	8.85%	10.79%	9.53%	8.99%	8.37%
30-Sep-20	173,971,788.24	1,127.191914	9.75%	10.74%	9.38%	8.98%	8.30%
29-Sep-20	173,948,718.73	1,127.063822	8.95%	10.80%	8.90%	9.01%	8.33%
28-Sep-20	173,916,595.95	1,126.877832	8.95%	11.87%	8.98%	9.01%	8.32%
27-Sep-20	173,904,856.71	1,126.583080	8.84%	10.70%	9.01%	9.24%	8.34%
26-Sep-20	173,878,007.75	1,126.409148	8.80%	11.29%	9.03%	8.98%	8.34%
25-Sep-20	173,851,157.92	1,126.235211	9.57%	12.56%	9.05%	9.02%	8.34%
24-Sep-20	158,916,153.35	1,126.704095	7.43%	11.83%	9.30%	9.15%	8.40%
23-Sep-20	158,888,904.34	1,126.510901	8.30%	11.81%	9.31%	9.16%	8.41%
22-Sep-20	158,258,905.17	1,125.231096	7.53%	11.21%	8.98%	9.01%	8.29%
21-Sep-20	158,340,772.77	1,125.176293	7.73%	10.89%	9.06%	9.06%	8.30%
20-Sep-20	158,194,441.99	1,124.775777	7.56%	10.53%	8.98%	9.04%	8.31%
19-Sep-20	158,167,753.48	1,124.586019	7.41%	10.92%	9.02%	8.98%	8.31%
18-Sep-20	158,141,063.92	1,124.396254	8.36%	10.98%	9.04%	9.43%	8.31%
17-Sep-20	157,857,110.08	1,123.809601	7.84%	9.62%	8.91%	9.36%	8.25%
16-Sep-20	157,823,197.82	1,123.568174	9.46%	9.59%	10.16%	9.36%	8.26%
15-Sep-20	157,810,473.53	1,123.477588	9.60%	9.64%	9.06%	9.39%	8.26%
14-Sep-20	157,787,839.35	1,123.382654	9.75%	9.80%	9.16%	9.23%	8.27%
13-Sep-20	157,735,449.68	1,123.053875	9.65%	9.57%	10.03%	8.80%	8.18%
12-Sep-20	157,713,541.13	1,122.897890	9.97%	9.91%	9.21%	8.88%	8.19%
11-Sep-20	157,691,159.73	1,122.738537	7.99%	10.90%	9.24%	9.21%	8.20%
10-Sep-20	157,616,266.72	1,122.320000	10.21%	10.28%	9.17%	9.17%	8.27%
9-Sep-20	157,446,898.65	1,121.627578	10.05%	10.00%	9.18%	9.09%	8.17%
8-Sep-20	157,446,883.18	1,121.627468	11.04%	10.10%	9.27%	8.72%	8.17%
7-Sep-20	157,132,422.02	1,120.839539	10.44%	9.94%	9.89%	8.71%	8.12%
6-Sep-20	157,091,459.53	1,120.904025	10.77%	10.13%	9.47%	8.50%	8.15%
5-Sep-20	157,068,716.40	1,120.741744	11.01%	10.07%	9.93%	8.52%	8.15%
4-Sep-20	157,045,972.41	1,120.579458	12.40%	10.21%	9.96%	8.52%	8.16%
3-Sep-20	157,113,630.75	1,121.062224	14.13%	10.53%	10.23%	8.66%	8.21%
2-Sep-20	156,878,834.98	1,119.422497	12.46%	9.73%	9.86%	8.39%	8.07%
1-Sep-20	156,671,710.85	1,119.371597	12.64%	9.80%	9.79%	8.64%	8.08%
31-Aug-20	156,475,085.97	1,118.233905	11.65%	9.12%	9.41%	8.60%	7.99%
30-Aug-20	156,534,204.76	1,118.830142	12.56%	8.81%	10.54%	8.14%	8.08%
29-Aug-20	156,508,297.75	1,118.644971	14.68%	8.92%	10.70%	8.14%	8.08%
28-Aug-20	156,482,390.00	1,118.459795	12.46%	9.03%	10.70%	8.06%	8.08%
27-Aug-20	156,462,691.68	1,118.319001	13.67%	9.07%	10.71%	8.08%	8.07%
26-Aug-20	156,330,659.08	1,117.446716	15.42%	8.72%	10.54%	7.96%	8.01%
25-Aug-20	156,379,014.87	1,119.869767	16.13%	10.18%	11.29%	8.80%	8.31%
24-Aug-20	156,240,972.11	1,118.881208	15.23%	9.76%	10.49%	8.66%	8.22%
23-Aug-20	156,152,220.28	1,118.307189	14.79%	9.64%	9.70%	8.53%	8.22%
22-Aug-20	156,118,937.49	1,118.068829	13.96%	9.66%	8.91%	8.57%	8.22%
21-Aug-20	156,085,653.35	1,117.830460	13.42%	9.63%	8.88%	8.59%	8.22%
20-Aug-20	156,156,741.09	1,117.776586	14.34%	9.77%	8.92%	8.62%	8.20%

Fecha	Patrimonio neto del Fondo	Valor Cuota	Rentabilidad				
			30 días	60 días	90 días	180 días	365 días
19-Aug-20	156,010,103.74	1,116.726950	13.51%	9.32%	9.16%	8.46%	8.09%
18-Aug-20	155,994,903.51	1,116.618146	11.34%	9.39%	8.58%	8.51%	8.18%
17-Aug-20	155,755,227.23	1,114.902533	9.65%	10.43%	8.00%	8.23%	8.05%
16-Aug-20	155,699,715.68	1,114.686242	9.61%	8.73%	8.18%	8.15%	8.05%
15-Aug-20	155,667,015.03	1,114.452132	9.78%	8.80%	8.75%	8.02%	8.05%
14-Aug-20	155,634,313.46	1,114.218014	9.42%	10.14%	8.74%	8.04%	8.05%
13-Aug-20	155,572,246.10	1,113.773661	9.78%	8.76%	8.65%	8.00%	8.03%
12-Aug-20	155,801,798.29	1,115.417073	13.73%	9.80%	9.37%	8.35%	8.22%
11-Aug-20	155,416,882.23	1,112.982841	10.27%	8.58%	8.52%	7.75%	7.99%
10-Aug-20	155,341,470.98	1,112.442800	9.87%	8.68%	8.46%	7.68%	7.94%
9-Aug-20	155,185,209.23	1,111.538430	9.07%	8.31%	7.92%	7.54%	7.86%
8-Aug-20	155,152,712.93	1,111.305671	9.36%	9.53%	7.96%	7.63%	7.86%
7-Aug-20	155,120,215.71	1,111.072904	9.40%	8.74%	7.96%	7.53%	7.86%
6-Aug-20	155,296,235.41	1,110.690871	9.04%	9.30%	7.89%	7.49%	7.87%
5-Aug-20	155,095,472.90	1,109.276431	7.93%	8.65%	7.93%	7.26%	7.78%
4-Aug-20	154,943,731.85	1,108.191146	6.85%	8.18%	6.92%	7.15%	7.70%
3-Aug-20	154,927,407.23	1,108.074389	6.92%	8.47%	6.57%	7.28%	7.69%
2-Aug-20	154,897,839.90	1,107.862917	6.88%	8.28%	6.62%	7.24%	7.72%
1-Aug-20	154,865,223.41	1,107.629637	6.53%	8.21%	6.61%	7.29%	7.72%
31-Jul-20	154,832,606.00	1,107.396350	5.00%	9.44%	6.59%	7.39%	7.72%
30-Jul-20	154,598,553.58	1,105.305065	3.13%	8.61%	5.89%	7.03%	7.57%
29-Jul-20	154,847,096.03	1,107.117830	5.54%	9.72%	6.84%	7.42%	7.76%
28-Jul-20	154,443,317.55	1,105.889990	4.43%	9.13%	7.29%	7.23%	7.67%
27-Jul-20	154,101,380.43	1,103.460000	1.99%	8.00%	6.51%	6.87%	7.47%
26-Jul-20	153,791,339.83	1,105.219544	4.18%	8.75%	6.94%	7.31%	7.68%
25-Jul-20	153,767,663.70	1,105.049396	4.23%	8.01%	7.08%	7.31%	7.69%
24-Jul-20	153,743,986.90	1,104.879243	4.44%	7.07%	7.10%	7.30%	7.70%
23-Jul-20	153,653,380.08	1,105.385653	5.30%	6.32%	7.38%	7.43%	7.80%
22-Jul-20	153,670,358.31	1,105.637316	5.78%	6.54%	8.87%	7.52%	7.86%
21-Jul-20	153,544,840.32	1,104.755799	5.14%	6.14%	8.79%	7.39%	7.82%
20-Jul-20	153,449,028.68	1,104.462054	5.07%	6.91%	9.04%	7.39%	7.79%
19-Jul-20	153,646,706.70	1,106.307341	7.36%	7.13%	9.39%	7.76%	8.00%
18-Jul-20	153,621,723.39	1,106.127453	11.11%	7.12%	9.41%	7.77%	8.01%
17-Jul-20	153,596,739.52	1,105.947560	7.78%	7.41%	9.43%	7.80%	8.01%
16-Jul-20	153,540,868.66	1,105.566865	7.76%	8.17%	9.38%	7.79%	8.10%
15-Jul-20	153,501,459.21	1,105.656357	10.77%	8.33%	9.46%	7.87%	8.12%
14-Jul-20	153,391,270.17	1,104.894347	7.69%	8.02%	9.52%	7.68%	8.05%
13-Jul-20	153,378,715.40	1,102.972854	5.82%	7.10%	8.78%	7.24%	7.91%
12-Jul-20	153,225,410.86	1,103.669343	6.84%	7.59%	9.15%	7.42%	8.03%
11-Jul-20	153,200,515.54	1,103.490024	7.43%	7.69%	8.92%	7.44%	8.04%
10-Jul-20	153,175,619.52	1,103.310700	7.48%	7.29%	8.95%	7.47%	8.04%
9-Jul-20	153,108,030.20	1,102.823860	9.64%	7.21%	8.86%	7.42%	7.98%
8-Jul-20	153,061,839.63	1,102.553083	8.02%	7.18%	8.85%	7.48%	7.88%
7-Jul-20	147,869,640.56	1,102.498949	9.50%	7.26%	8.89%	7.47%	7.97%
6-Jul-20	147,814,806.66	1,102.090114	9.31%	7.88%	7.99%	7.43%	7.99%
5-Jul-20	147,797,429.04	1,101.982914	9.46%	6.91%	8.17%	7.46%	8.00%
4-Jul-20	147,773,725.67	1,101.806180	9.96%	6.35%	8.23%	7.50%	8.00%
3-Jul-20	147,750,021.16	1,101.629439	9.63%	6.45%	8.26%	7.51%	8.01%
2-Jul-20	150,582,345.81	1,101.720536	9.83%	6.61%	8.39%	7.57%	8.04%
1-Jul-20	150,739,111.77	1,102.865866	13.82%	7.36%	8.93%	7.83%	8.17%
30-Jun-20	150,789,675.38	1,102.471519	14.06%	7.25%	8.84%	7.91%	8.10%
29-Jun-20	150,738,641.91	1,102.098397	13.84%	7.46%	9.26%	7.87%	8.13%
28-Jun-20	150,704,021.11	1,101.881823	13.79%	8.68%	8.75%	7.87%	8.16%

Fecha	Patrimonio neto del Fondo	Valor Cuota	Rentabilidad				
			30 días	60 días	90 días	180 días	365 días
27-Jun-20	150,673,420.11	1,101.658082	14.00%	8.76%	8.80%	7.97%	8.17%
26-Jun-20	150,642,818.26	1,101.434335	13.27%	8.29%	8.79%	7.95%	8.17%
25-Jun-20	150,603,277.17	1,101.218329	11.75%	8.47%	8.79%	7.95%	8.16%
24-Jun-20	150,454,468.58	1,100.861201	9.67%	8.41%	8.84%	7.91%	8.17%
23-Jun-20	150,417,792.02	1,100.592842	7.30%	8.39%	8.86%	7.95%	8.18%
22-Jun-20	150,391,949.79	1,100.411072	7.26%	10.36%	8.91%	7.99%	8.18%
21-Jun-20	150,346,520.39	1,100.107927	7.11%	10.57%	8.74%	7.96%	8.14%
20-Jun-20	150,315,657.61	1,099.882100	8.73%	10.98%	9.61%	7.93%	8.15%
19-Jun-20	150,284,349.33	1,099.653012	6.86%	10.34%	9.61%	7.93%	8.15%
18-Jun-20	149,801,159.91	1,096.117443	3.11%	8.48%	8.36%	7.29%	7.82%
17-Jun-20	150,104,055.27	1,098.920643	6.99%	10.19%	9.51%	7.86%	8.12%
16-Jun-20	150,055,032.96	1,098.561748	8.53%	10.13%	9.09%	7.91%	8.12%
15-Jun-20	150,094,454.96	1,095.952813	5.85%	8.73%	7.39%	7.46%	7.86%
14-Jun-20	150,262,077.36	1,097.955809	8.30%	10.37%	8.36%	7.94%	8.09%
13-Jun-20	150,230,557.82	1,097.725498	8.35%	10.22%	8.97%	7.79%	8.09%
12-Jun-20	150,199,037.50	1,097.495180	8.28%	10.24%	8.97%	7.74%	8.09%
11-Jun-20	149,876,786.94	1,096.792146	7.90%	9.61%	8.79%	7.64%	8.04%
10-Jun-20	149,845,980.38	1,096.566704	7.06%	9.62%	7.99%	7.64%	8.04%
9-Jun-20	149,516,635.52	1,094.156572	4.75%	8.40%	7.35%	7.20%	7.83%
8-Jun-20	149,676,876.98	1,095.329213	6.29%	9.20%	7.35%	7.49%	8.09%
7-Jun-20	149,482,523.71	1,093.959932	4.99%	8.52%	6.95%	7.26%	7.87%
6-Jun-20	149,449,754.62	1,093.720118	6.39%	7.27%	6.92%	7.31%	7.87%
5-Jun-20	149,416,984.72	1,093.480298	4.32%	7.47%	6.91%	7.21%	7.87%
4-Jun-20	150,966,745.83	1,092.858283	2.72%	7.31%	6.76%	7.13%	7.83%
3-Jun-20	150,983,717.83	1,092.981145	3.24%	7.52%	7.31%	7.20%	7.77%
2-Jun-20	150,920,797.39	1,092.887582	3.36%	7.61%	7.61%	7.27%	7.80%
1-Jun-20	150,588,393.62	1,090.480492	0.89%	6.42%	5.59%	6.93%	7.58%
31-May-20	150,498,497.09	1,089.878724	0.44%	6.16%	5.42%	6.92%	7.61%
30-May-20	150,474,683.33	1,089.706270	1.07%	6.89%	5.28%	6.76%	7.62%
29-May-20	150,450,868.94	1,089.533811	3.54%	6.16%	5.30%	6.74%	7.62%
28-May-20	150,394,900.28	1,089.128497	3.47%	6.13%	5.23%	6.70%	7.58%
27-May-20	150,452,964.71	1,089.548988	3.28%	6.48%	6.14%	6.82%	7.60%
26-May-20	150,609,314.61	1,090.681241	5.13%	7.24%	6.65%	7.09%	7.87%
25-May-20	150,815,986.78	1,092.177918	7.08%	8.36%	7.18%	7.42%	8.13%
24-May-20	151,058,038.59	1,094.025835	9.42%	9.58%	8.04%	7.96%	8.31%
23-May-20	151,038,452.79	1,093.883986	13.39%	9.68%	8.13%	8.01%	8.32%
22-May-20	151,015,893.96	1,093.720606	13.95%	9.50%	8.15%	7.91%	8.33%
21-May-20	150,760,303.17	1,092.050294	13.15%	9.98%	7.59%	7.64%	8.17%
20-May-20	147,835,444.66	1,093.486289	13.73%	10.92%	8.27%	7.97%	8.33%
19-May-20	147,763,621.31	1,093.324815	13.81%	10.96%	8.29%	7.92%	8.25%
18-May-20	147,670,928.24	1,092.638965	13.31%	10.71%	7.96%	7.85%	8.26%
17-May-20	147,337,519.14	1,090.910767	11.64%	9.30%	7.14%	7.62%	8.11%
16-May-20	147,310,702.13	1,090.712209	11.56%	8.13%	7.19%	7.58%	8.11%
15-May-20	147,283,883.97	1,090.513643	12.36%	8.32%	7.19%	7.61%	8.11%
14-May-20	147,247,090.90	1,090.241222	12.00%	9.22%	7.16%	7.61%	8.27%
13-May-20	147,224,582.98	1,090.074569	12.12%	9.25%	6.84%	7.62%	8.29%
12-May-20	147,126,144.64	1,089.715802	11.24%	9.18%	6.76%	7.61%	8.22%
11-May-20	147,181,775.05	1,090.238992	12.11%	8.41%	7.02%	7.58%	8.34%
10-May-20	147,136,102.48	1,089.900676	12.01%	8.62%	7.16%	7.56%	8.33%
9-May-20	147,108,779.79	1,089.698285	12.06%	7.85%	6.96%	7.62%	8.33%
8-May-20	147,081,456.32	1,089.495888	12.00%	7.89%	6.96%	7.59%	8.33%
7-May-20	146,780,217.03	1,088.004207	8.10%	7.14%	6.47%	7.35%	8.09%
6-May-20	146,994,869.12	1,089.610157	10.59%	8.18%	7.26%	7.71%	8.38%

Fecha	Patrimonio neto del Fondo	Valor Cuota	Rentabilidad				
			30 días	60 días	90 días	180 días	365 días
5-May-20	147,024,994.67	1,090.419493	11.87%	8.76%	7.87%	7.95%	8.72%
4-May-20	146,906,549.00	1,090.076341	11.76%	9.32%	7.74%	8.07%	8.65%
3-May-20	146,879,981.35	1,089.879203	11.82%	9.71%	7.85%	8.06%	8.61%
2-May-20	146,853,412.95	1,089.682060	11.94%	7.93%	8.06%	8.08%	8.61%
1-May-20	146,826,843.80	1,089.484912	11.87%	7.91%	8.06%	8.09%	8.61%
30-Apr-20	146,725,039.15	1,088.751746	12.70%	7.38%	7.86%	8.00%	8.55%
29-Apr-20	146,404,609.46	1,086.374045	8.75%	6.17%	7.04%	7.58%	8.33%
28-Apr-20	146,357,912.73	1,086.027538	8.76%	6.09%	7.12%	7.48%	8.11%
27-Apr-20	146,436,117.78	1,086.622696	9.66%	7.56%	7.55%	7.64%	8.25%
26-Apr-20	146,353,910.84	1,086.097977	9.31%	7.38%	7.41%	7.83%	8.21%
25-Apr-20	146,321,571.61	1,085.857987	9.59%	7.19%	7.36%	7.77%	8.21%
24-Apr-20	146,289,231.60	1,085.617990	9.67%	7.30%	7.35%	7.75%	8.20%
23-Apr-20	145,798,730.47	1,081.977963	5.91%	5.44%	6.05%	7.09%	8.53%
22-Apr-20	149,121,741.84	1,081.324346	4.99%	5.19%	5.87%	7.01%	8.55%
21-Apr-20	148,990,619.04	1,080.373537	6.74%	4.76%	5.62%	6.95%	7.75%
20-Apr-20	149,028,807.82	1,081.281847	8.02%	5.48%	6.00%	7.16%	7.85%
19-Apr-20	148,997,177.89	1,081.052355	8.02%	5.46%	5.99%	7.19%	7.84%
18-Apr-20	148,964,898.40	1,080.818151	8.03%	5.23%	6.03%	7.32%	7.83%
17-Apr-20	148,931,389.13	1,080.575024	6.90%	4.84%	6.05%	7.13%	7.82%
16-Apr-20	148,913,599.83	1,080.445953	4.65%	4.96%	6.13%	7.14%	7.82%
15-Apr-20	148,780,850.12	1,079.545130	4.24%	4.56%	5.71%	7.01%	7.69%
14-Apr-20	148,787,370.82	1,079.592444	6.37%	4.70%	5.57%	7.18%	7.74%
13-Apr-20	148,749,796.27	1,079.319805	6.32%	4.15%	5.56%	7.16%	7.75%
12-Apr-20	148,807,229.32	1,079.736536	7.04%	4.48%	5.82%	7.28%	7.79%
11-Apr-20	148,773,650.18	1,079.492888	4.66%	4.43%	5.86%	7.16%	7.78%
10-Apr-20	148,740,070.09	1,079.249232	5.19%	4.69%	5.85%	7.20%	7.78%
9-Apr-20	148,706,489.05	1,079.005570	3.60%	4.37%	5.97%	7.19%	7.90%
8-Apr-20	148,661,528.53	1,078.853457	3.75%	4.39%	5.91%	7.20%	0.00%
7-Apr-20	148,928,334.34	1,080.810000	6.14%	5.62%	6.74%	7.60%	36300.00%
6-Apr-20	148,844,452.74	1,080.210011	5.71%	5.54%	6.61%	7.54%	36200.00%
5-Apr-20	148,799,543.92	1,079.884094	5.60%	5.81%	6.63%	7.50%	36100.00%
4-Apr-20	148,765,575.70	1,079.637576	6.82%	5.67%	6.63%	7.46%	36000.00%
3-Apr-20	148,731,606.49	1,079.391051	7.52%	5.81%	6.62%	7.46%	35900.00%
2-Apr-20	148,690,791.72	1,079.094845	3.89%	6.06%	6.59%	7.44%	35800.00%
1-Apr-20	148,202,440.23	1,078.960000	3.92%	6.10%	6.83%	7.46%	35700.00%
31-Mar-20	147,999,613.81	1,077.506411	2.04%	5.39%	6.34%	7.22%	35600.00%
30-Mar-20	148,152,675.98	1,078.620000	3.56%	6.14%	6.85%	7.37%	35500.00%
29-Mar-20	148,104,120.84	1,078.267271	3.41%	6.26%	6.99%	7.37%	35400.00%
28-Mar-20	148,075,580.72	1,078.059486	5.41%	6.44%	6.96%	7.36%	35300.00%
27-Mar-20	148,046,248.38	1,077.845932	5.41%	6.40%	6.95%	7.40%	35200.00%
26-Mar-20	147,980,473.51	1,077.367061	4.74%	6.20%	6.83%	7.35%	35100.00%
25-Mar-20	147,938,376.55	1,077.060575	4.89%	6.14%	6.88%	7.33%	35000.00%
24-Mar-20	147,895,764.08	1,076.750336	4.95%	6.09%	6.91%	7.29%	34900.00%
23-Mar-20	144,416,343.88	1,076.903799	5.36%	6.29%	7.04%	7.38%	34800.00%
22-Mar-20	144,083,742.24	1,074.423609	2.77%	5.03%	6.11%	6.89%	34700.00%
21-Mar-20	144,053,785.22	1,074.200221	2.92%	4.95%	6.11%	6.88%	34600.00%
20-Mar-20	144,023,827.35	1,073.976827	2.88%	4.94%	6.09%	6.92%	34500.00%
19-Mar-20	143,991,231.25	1,073.733760	2.42%	4.99%	6.06%	6.92%	34400.00%
18-Mar-20	144,091,384.35	1,074.480595	2.77%	5.60%	6.59%	7.10%	34300.00%
17-Mar-20	144,339,213.57	1,076.328643	5.24%	6.84%	7.39%	7.46%	34200.00%
16-Mar-20	144,217,384.90	1,075.792835	4.85%	6.42%	7.37%	7.41%	34100.00%
15-Mar-20	143,973,230.84	1,073.971562	3.01%	5.14%	6.46%	7.08%	34000.00%
14-Mar-20	143,943,071.85	1,073.746591	1.98%	5.16%	6.37%	7.06%	33900.00%

Fecha	Patrimonio neto del Fondo	Valor Cuota	Rentabilidad				
			30 días	60 días	90 días	180 días	365 días
13-Mar-20	143,912,912.00	1,073.521613	1.90%	5.18%	6.36%	6.92%	33800.00%
12-Mar-20	144,160,722.95	1,075.370164	4.18%	6.44%	7.15%	7.32%	33700.00%
11-Mar-20	144,066,516.24	1,074.667427	4.17%	6.15%	6.92%	7.23%	33600.00%
10-Mar-20	144,150,917.37	1,075.819746	5.12%	7.13%	7.49%	7.68%	33500.00%
9-Mar-20	144,113,162.92	1,075.537978	5.02%	6.97%	7.45%	7.55%	33400.00%
8-Mar-20	144,092,232.20	1,075.381769	5.07%	7.00%	7.58%	7.53%	33300.00%
7-Mar-20	144,062,645.11	1,075.160957	5.34%	7.02%	7.39%	7.53%	33200.00%
6-Mar-20	144,033,053.37	1,074.940109	6.00%	7.12%	7.38%	7.52%	33100.00%
5-Mar-20	143,853,415.77	1,073.621809	4.50%	6.49%	6.95%	7.31%	33000.00%
4-Mar-20	144,307,617.16	1,072.760526	4.08%	6.13%	6.81%	7.18%	32900.00%
3-Mar-20	144,652,317.98	1,075.658405	8.20%	7.91%	8.15%	7.77%	32800.00%
2-Mar-20	144,630,431.81	1,075.495656	8.25%	8.25%	8.31%	7.76%	32700.00%
1-Mar-20	144,554,711.46	1,075.702378	8.72%	8.47%	8.14%	7.84%	32600.00%
29-Feb-20	144,523,391.12	1,075.469308	8.70%	8.46%	8.07%	7.83%	32500.00%
28-Feb-20	144,494,521.33	1,075.254474	9.08%	8.76%	8.06%	7.84%	32400.00%
27-Feb-20	144,198,295.18	1,073.287802	7.43%	7.70%	7.37%	7.49%	32300.00%
26-Feb-20	144,169,917.48	1,073.076583	7.37%	7.68%	7.40%	7.49%	32200.00%
25-Feb-20	144,184,075.11	1,073.181960	7.62%	7.85%	7.54%	7.51%	32100.00%
24-Feb-20	144,124,937.67	1,072.752952	7.37%	7.84%	7.73%	7.48%	32000.00%
23-Feb-20	143,881,541.23	1,072.386278	7.20%	7.86%	7.73%	7.55%	31900.00%
22-Feb-20	143,854,466.56	1,072.184484	7.19%	7.85%	7.53%	7.51%	31800.00%
21-Feb-20	143,827,391.11	1,071.982683	7.27%	7.76%	7.55%	7.58%	31700.00%
20-Feb-20	143,780,001.38	1,071.629476	6.97%	7.69%	7.51%	7.56%	31600.00%
19-Feb-20	143,751,112.07	1,071.436512	6.98%	7.68%	7.41%	7.56%	31500.00%
18-Feb-20	143,668,427.73	1,071.603248	7.55%	7.87%	7.58%	7.57%	31400.00%
17-Feb-20	143,626,978.14	1,072.040272	8.40%	8.48%	7.96%	7.64%	31300.00%
16-Feb-20	148,200,660.07	1,071.715546	8.41%	8.44%	7.82%	7.76%	31200.00%
15-Feb-20	148,173,681.27	1,071.520448	7.95%	8.59%	7.89%	7.80%	31100.00%
14-Feb-20	148,146,509.21	1,071.323953	7.26%	8.17%	7.91%	7.79%	31000.00%
13-Feb-20	165,655,559.42	1,072.001565	8.33%	8.55%	8.27%	7.97%	30900.00%
12-Feb-20	163,632,299.21	1,071.849203	8.45%	8.58%	8.32%	7.99%	30800.00%
11-Feb-20	176,767,683.99	1,071.691711	8.66%	8.61%	8.00%	8.00%	30700.00%
10-Feb-20	176,502,905.84	1,070.995253	8.10%	8.27%	7.83%	7.92%	30600.00%
9-Feb-20	176,528,325.25	1,071.313376	9.11%	8.64%	8.14%	8.01%	30500.00%
8-Feb-20	176,495,676.05	1,071.115234	8.88%	8.62%	8.08%	7.96%	30400.00%
7-Feb-20	176,462,725.92	1,070.915267	8.89%	8.79%	8.09%	7.94%	30300.00%
6-Feb-20	176,332,089.25	1,070.459135	8.67%	8.37%	8.01%	7.90%	30200.00%
5-Feb-20	176,214,931.82	1,069.668520	8.20%	8.03%	7.87%	7.79%	30100.00%
4-Feb-20	175,844,295.12	1,069.664882	8.45%	8.15%	8.24%	7.87%	30000.00%
3-Feb-20	175,438,692.65	1,069.173667	8.14%	8.14%	8.11%	7.88%	29900.00%
2-Feb-20	175,071,826.23	1,068.457384	7.58%	8.07%	7.94%	7.78%	29800.00%
1-Feb-20	175,038,584.07	1,068.254508	8.21%	8.28%	7.96%	7.76%	29700.00%
31-Jan-20	175,005,341.56	1,068.051630	8.17%	7.80%	7.98%	7.80%	29600.00%
30-Jan-20	174,522,142.82	1,067.836262	8.17%	7.70%	7.99%	7.81%	29500.00%
29-Jan-20	174,244,956.84	1,067.286917	8.37%	7.49%	7.70%	7.75%	29400.00%
28-Jan-20	174,155,522.06	1,066.774007	7.93%	7.30%	7.59%	7.74%	29300.00%
27-Jan-20	174,130,075.39	1,066.618136	7.95%	7.38%	8.10%	7.75%	29200.00%
26-Jan-20	174,111,357.06	1,066.503478	8.02%	7.45%	8.03%	7.77%	29100.00%
25-Jan-20	174,076,920.92	1,066.292543	8.27%	7.86%	8.00%	7.80%	29000.00%
24-Jan-20	174,042,483.64	1,066.081600	8.48%	7.94%	8.02%	7.85%	28900.00%
23-Jan-20	174,010,582.93	1,065.886195	8.45%	7.66%	8.04%	7.86%	28800.00%
22-Jan-20	173,966,789.07	1,065.617940	8.21%	7.64%	8.17%	7.85%	28700.00%
21-Jan-20	173,901,357.18	1,065.523386	8.36%	7.73%	8.19%	7.93%	28600.00%

Fecha	Patrimonio neto del Fondo	Valor Cuota	Rentabilidad				
			30 días	60 días	90 días	180 días	365 días
20-Jan-20	173,869,221.04	1,065.326483	8.33%	7.59%	8.26%	7.96%	28500.00%
19-Jan-20	174,670,724.29	1,064.992746	8.14%	7.55%	8.48%	8.00%	28400.00%
18-Jan-20	174,620,777.55	1,064.688214	8.51%	7.69%	8.08%	7.93%	28300.00%
17-Jan-20	174,566,135.22	1,064.355051	8.40%	7.48%	8.03%	7.92%	28200.00%
16-Jan-20	265,630,045.63	1,064.563067	9.17%	7.81%	8.20%	8.01%	28100.00%
15-Jan-20	264,431,774.45	1,064.972770	9.03%	8.19%	8.68%	8.14%	28000.00%
14-Jan-20	264,367,134.35	1,064.712438	8.70%	8.18%	8.64%	8.32%	27900.00%
13-Jan-20	264,003,861.75	1,064.457325	8.65%	8.19%	8.61%	8.30%	27800.00%
12-Jan-20	263,879,937.40	1,064.113249	8.49%	7.61%	8.34%	8.24%	27700.00%
11-Jan-20	263,830,285.13	1,063.913023	8.38%	7.65%	8.43%	8.28%	27600.00%
10-Jan-20	269,636,874.11	1,063.351498	8.12%	7.60%	8.29%	8.28%	27500.00%
9-Jan-20	269,636,874.11	1,063.351498	8.31%	7.62%	8.37%	8.33%	27400.00%
8-Jan-20	269,433,996.05	1,063.150740	8.63%	7.64%	8.33%	8.33%	27300.00%
7-Jan-20	269,267,461.04	1,062.888104	8.02%	7.63%	8.33%	8.26%	27200.00%
6-Jan-20	266,302,126.85	1,062.505247	7.81%	7.66%	8.23%	8.03%	27100.00%
5-Jan-20	266,246,790.43	1,062.284463	7.79%	8.08%	8.16%	8.18%	27000.00%
4-Jan-20	266,191,452.47	1,062.063672	8.08%	8.03%	8.17%	8.24%	26900.00%
3-Jan-20	266,136,112.67	1,061.842875	8.51%	8.07%	8.16%	8.24%	26800.00%
2-Jan-20	265,938,279.10	1,061.098351	8.31%	7.78%	7.95%	8.13%	26700.00%
1-Jan-20	265,893,493.96	1,060.931626	7.39%	7.83%	7.98%	8.15%	26600.00%
31-Dec-19	265,838,314.89	1,060.711458	7.18%	7.84%	7.75%	8.15%	26500.00%
30-Dec-19	265,659,659.95	1,059.998614	6.58%	7.32%	7.63%	8.04%	26400.00%
29-Dec-19	265,626,450.70	1,059.866107	6.63%	7.38%	7.64%	7.95%	26300.00%
28-Dec-19	265,582,769.68	1,059.691817	6.75%	8.12%	7.72%	8.06%	26200.00%
27-Dec-19	265,539,087.19	1,059.517521	6.83%	7.99%	7.73%	8.12%	26100.00%
26-Dec-19	264,338,356.04	1,059.095776	7.40%	7.82%	7.65%	8.08%	26000.00%
25-Dec-19	264,175,410.50	1,058.705254	7.36%	7.73%	7.54%	8.05%	25900.00%
24-Dec-19	264,131,921.30	1,058.530968	6.81%	7.77%	7.59%	8.04%	25800.00%
23-Dec-19	262,817,383.62	1,058.472419	7.03%	8.10%	7.55%	8.11%	25700.00%
22-Dec-19	262,463,701.13	1,058.255970	7.06%	8.05%	7.54%	8.15%	25600.00%
21-Dec-19	262,421,653.14	1,058.086432	6.80%	8.17%	7.64%	8.16%	25500.00%
20-Dec-19	262,379,603.74	1,057.916889	6.92%	8.59%	7.66%	8.10%	25400.00%
19-Dec-19	262,225,692.78	1,057.296319	6.83%	7.82%	7.49%	8.03%	25300.00%
18-Dec-19	265,624,915.95	1,057.054457	6.50%	7.80%	7.39%	8.03%	25200.00%
17-Dec-19	265,264,046.62	1,056.596697	6.40%	7.65%	7.31%	7.98%	25100.00%
16-Dec-19	268,727,097.22	1,057.125026	7.29%	8.44%	7.58%	8.13%	25000.00%
15-Dec-19	268,253,493.71	1,057.150234	7.60%	8.54%	7.64%	8.21%	24900.00%
14-Dec-19	268,201,368.00	1,056.944814	7.69%	8.54%	7.37%	8.16%	24800.00%
13-Dec-19	268,149,242.24	1,056.739393	6.68%	8.21%	7.37%	8.17%	24700.00%
12-Dec-19	268,091,534.30	1,056.638070	6.87%	8.39%	7.41%	8.20%	24600.00%
11-Dec-19	254,011,449.11	1,056.305036	7.03%	8.32%	7.72%	8.18%	24500.00%
10-Dec-19	253,962,151.88	1,056.141612	6.89%	8.34%	7.52%	8.19%	24400.00%
9-Dec-19	253,796,784.33	1,055.661744	6.61%	8.13%	7.35%	8.14%	24300.00%
8-Dec-19	253,348,831.07	1,055.928683	7.19%	8.43%	7.54%	8.24%	24200.00%
7-Dec-19	253,300,214.33	1,055.726054	7.46%	8.38%	7.53%	8.49%	24100.00%
6-Dec-19	253,251,597.54	1,055.523425	8.31%	8.29%	7.53%	8.28%	24000.00%
5-Dec-19	243,359,362.50	1,055.056616	7.94%	8.16%	7.43%	8.22%	23900.00%
4-Dec-19	243,223,431.29	1,054.467301	7.58%	7.93%	7.24%	8.15%	23800.00%
3-Dec-19	243,013,151.96	1,053.901654	7.21%	7.72%	7.06%	8.08%	23700.00%
2-Dec-19	241,602,758.84	1,054.530000	8.22%	8.23%	7.40%	8.07%	23600.00%
1-Dec-19	242,318,331.93	1,054.490000	8.46%	7.99%	7.45%	8.13%	23500.00%
30-Nov-19	242,275,139.38	1,054.300000	8.03%	8.11%	7.47%	8.14%	23400.00%
29-Nov-19	242,232,902.99	1,054.120000	8.07%	8.09%	7.48%	8.28%	23300.00%

Fecha	Patrimonio neto del Fondo	Valor Cuota	Rentabilidad				
			30 días	60 días	90 días	180 días	365 días
28-Nov-19	241,902,470.06	1,053.841714	9.44%	8.15%	7.45%	8.26%	23200.00%
27-Nov-19	240,297,867.34	1,053.602304	8.96%	8.13%	7.35%	8.26%	23100.00%
26-Nov-19	240,090,087.74	1,052.691280	8.18%	7.72%	7.09%	8.07%	23000.00%
25-Nov-19	240,009,740.46	1,052.338992	8.06%	7.58%	7.23%	7.96%	22900.00%
24-Nov-19	240,077,279.69	1,052.635123	8.68%	7.93%	7.36%	8.33%	22800.00%
23-Nov-19	240,022,163.29	1,052.393461	9.11%	7.76%	7.48%	8.51%	22700.00%
22-Nov-19	239,967,046.80	1,052.151799	9.00%	7.74%	7.47%	8.45%	22600.00%
21-Nov-19	239,979,357.95	1,052.205778	9.49%	8.02%	7.57%	8.51%	22500.00%
20-Nov-19	239,916,492.94	1,051.930142	10.20%	7.98%	7.42%	8.49%	22400.00%
19-Nov-19	239,605,676.22	1,051.396485	8.76%	7.78%	7.17%	8.40%	22300.00%
18-Nov-19	239,984,925.60	1,051.434637	9.04%	7.79%	7.56%	8.44%	22200.00%
17-Nov-19	239,901,170.37	1,051.067684	8.85%	7.72%	7.56%	8.25%	22100.00%
16-Nov-19	239,846,119.21	1,050.826491	9.53%	7.67%	7.53%	8.34%	22000.00%
15-Nov-19	239,791,067.75	1,050.585297	9.42%	7.61%	7.52%	8.35%	21900.00%
14-Nov-19	239,728,176.93	1,050.309756	9.33%	7.16%	7.50%	8.33%	21800.00%
13-Nov-19	237,476,734.52	1,050.967206	9.68%	7.67%	7.85%	8.50%	21700.00%
12-Nov-19	237,187,411.14	1,050.704413	9.86%	7.63%	7.86%	8.80%	21600.00%
11-Nov-19	237,069,280.24	1,050.235423	9.55%	8.01%	7.73%	8.78%	21500.00%
10-Nov-19	237,042,117.16	1,050.190425	9.74%	7.79%	7.69%	8.71%	21400.00%
9-Nov-19	236,990,203.12	1,049.960425	9.59%	7.67%	7.64%	8.79%	21300.00%
8-Nov-19	236,936,685.28	1,049.723320	9.62%	7.67%	7.64%	8.79%	21200.00%
7-Nov-19	236,839,713.72	1,049.293698	9.24%	7.52%	7.55%	8.74%	21100.00%
6-Nov-19	236,630,281.54	1,048.365830	8.21%	7.10%	7.36%	8.60%	21000.00%
5-Nov-19	236,547,249.95	1,048.219456	8.33%	7.13%	7.51%	8.38%	20900.00%
4-Nov-19	236,483,041.55	1,047.934928	8.23%	7.02%	7.48%	8.59%	20800.00%
3-Nov-19	236,428,408.02	1,047.692828	8.19%	6.94%	7.41%	9.05%	20700.00%
2-Nov-19	236,373,774.45	1,047.450729	8.19%	6.94%	7.48%	8.92%	20600.00%
1-Nov-19	236,319,140.83	1,047.208629	7.48%	6.90%	7.48%	8.83%	20500.00%
31-Oct-19	236,453,038.38	1,047.389239	8.14%	7.14%	7.65%	8.90%	20400.00%
30-Oct-19	236,241,590.55	1,047.170055	8.06%	7.13%	7.75%	8.90%	20300.00%
29-Oct-19	234,144,460.97	1,045.729137	6.81%	6.40%	7.24%	8.64%	20200.00%
28-Oct-19	232,657,993.42	1,045.789965	7.12%	6.43%	7.37%	8.69%	20100.00%
27-Oct-19	231,409,004.52	1,045.657453	7.21%	6.50%	7.46%	8.30%	20000.00%
26-Oct-19	231,355,900.97	1,045.417496	7.06%	6.77%	7.54%	8.40%	19900.00%
25-Oct-19	231,302,797.42	1,045.177539	7.13%	6.65%	7.53%	8.39%	19800.00%
24-Oct-19	231,168,498.96	1,044.570691	6.36%	6.62%	7.39%	8.30%	19700.00%
23-Oct-19	231,273,876.91	1,044.427822	6.43%	6.65%	7.52%	8.31%	19600.00%
22-Oct-19	231,388,924.26	1,044.057973	6.49%	6.56%	7.50%	9.59%	19500.00%
21-Oct-19	231,194,958.42	1,043.182773	5.70%	5.98%	7.36%	9.58%	19400.00%
20-Oct-19	231,115,923.21	1,043.880896	6.76%	6.33%	7.62%	8.33%	19300.00%
19-Oct-19	231,071,147.16	1,043.678656	6.49%	6.77%	7.65%	8.32%	19200.00%
18-Oct-19	231,026,371.07	1,043.476416	6.55%	6.87%	7.67%	8.30%	19100.00%
17-Oct-19	230,646,104.01	1,042.661499	5.77%	6.48%	7.44%	8.15%	19000.00%
16-Oct-19	230,545,938.04	1,042.511525	5.75%	6.52%	7.83%	8.15%	18900.00%
15-Oct-19	230,139,278.28	1,042.318315	4.96%	6.54%	7.83%	8.13%	18800.00%
14-Oct-19	230,218,191.29	1,042.675718	5.61%	6.88%	7.98%	8.14%	18700.00%
13-Oct-19	230,125,503.90	1,042.255930	5.36%	6.80%	7.97%	8.14%	18600.00%
12-Oct-19	230,080,765.01	1,042.053304	6.42%	6.77%	8.10%	8.17%	18500.00%
11-Oct-19	230,036,026.08	1,041.850678	5.80%	6.61%	8.11%	8.12%	18400.00%
10-Oct-19	229,983,318.90	1,041.747822	5.71%	6.61%	8.17%	8.14%	18300.00%
9-Oct-19	228,514,794.97	1,041.490206	5.68%	6.59%	8.02%	8.13%	18200.00%
8-Oct-19	236,412,800.32	1,041.383241	5.75%	6.66%	7.68%	8.39%	18100.00%
7-Oct-19	239,370,814.71	1,041.341152	5.94%	6.89%	8.05%	0.00%	18000.00%

Fecha	Patrimonio neto del Fondo	Valor Cuota	Rentabilidad				
			30 días	60 días	90 días	180 días	365 días
6-Oct-19	239,314,371.92	1,041.095607	5.90%	7.05%	8.16%	0.00%	17900.00%
5-Oct-19	239,267,702.91	1,040.892582	5.77%	7.05%	8.15%	0.00%	17800.00%
4-Oct-19	239,221,033.86	1,040.689556	5.65%	6.97%	8.15%	0.00%	17700.00%
3-Oct-19	245,449,676.35	1,040.451150	5.65%	7.07%	8.15%	0.00%	17600.00%
2-Oct-19	245,134,761.76	1,040.812412	6.28%	7.43%	8.39%	0.00%	17500.00%
1-Oct-19	244,947,763.18	1,040.431345	6.11%	7.35%	8.30%	0.00%	17400.00%
30-Sep-19	243,912,200.13	1,040.279670	6.16%	7.54%	8.12%	0.00%	17300.00%
29-Sep-19	243,818,445.73	1,039.905390	5.95%	7.42%	8.24%	0.00%	17200.00%
28-Sep-19	243,770,640.77	1,039.701498	5.70%	7.45%	8.35%	0.00%	17100.00%
27-Sep-19	243,722,835.77	1,039.497606	5.76%	7.53%	8.36%	0.00%	17000.00%
26-Sep-19	243,695,457.00	1,039.386172	6.45%	7.73%	8.41%	0.00%	16900.00%
25-Sep-19	243,514,881.83	1,039.085025	6.13%	7.69%	8.33%	0.00%	16800.00%
24-Sep-19	245,233,399.60	1,039.137278	6.84%	7.86%	8.52%	0.00%	16700.00%
23-Sep-19	245,185,419.09	1,038.933969	6.84%	8.02%	8.59%	0.00%	16600.00%
22-Sep-19	245,087,363.05	1,038.518472	6.59%	7.96%	8.51%	0.00%	16500.00%
21-Sep-19	245,039,382.41	1,038.315162	6.22%	8.15%	8.39%	0.00%	16400.00%
20-Sep-19	244,991,401.74	1,038.111851	5.87%	8.00%	8.41%	0.00%	16300.00%
19-Sep-19	244,876,496.12	1,038.141927	7.01%	8.19%	8.51%	0.00%	16200.00%
18-Sep-19	242,255,484.72	1,037.889158	7.14%	8.18%	8.50%	0.00%	16100.00%
17-Sep-19	242,220,835.05	1,037.740709	7.16%	8.23%	8.53%	0.00%	16000.00%
16-Sep-19	242,190,379.15	1,037.610227	7.26%	8.83%	8.62%	0.00%	15900.00%
15-Sep-19	242,302,367.58	1,038.090017	8.09%	9.22%	8.79%	0.00%	15800.00%
14-Sep-19	242,254,946.30	1,037.886851	8.11%	9.12%	8.81%	0.00%	15700.00%
13-Sep-19	242,207,524.98	1,037.683685	8.20%	9.24%	8.82%	0.00%	15600.00%
12-Sep-19	241,876,194.48	1,036.585154	7.08%	8.90%	8.47%	0.00%	15500.00%
11-Sep-19	239,650,630.76	1,036.907221	7.39%	9.23%	8.70%	0.00%	15400.00%
10-Sep-19	239,644,041.80	1,036.878712	7.48%	9.35%	8.77%	0.00%	15300.00%
9-Sep-19	236,559,996.33	1,036.651558	7.47%	9.15%	8.77%	0.00%	15200.00%
8-Sep-19	236,453,503.50	1,036.481907	7.53%	8.61%	9.27%	0.00%	15100.00%
7-Sep-19	236,407,058.89	1,036.278320	7.79%	9.06%	8.85%	0.00%	15000.00%
6-Sep-19	236,360,614.24	1,036.074732	8.16%	9.24%	8.85%	0.00%	14900.00%
5-Sep-19	235,829,783.23	1,035.983223	8.30%	9.29%	8.90%	0.00%	14800.00%
4-Sep-19	235,780,380.25	1,035.876011	8.24%	9.36%	8.95%	0.00%	14700.00%
3-Sep-19	233,048,105.03	1,035.640991	8.46%	9.35%	8.59%	0.00%	14600.00%
2-Sep-19	232,959,184.36	1,035.467995	8.54%	9.40%	8.66%	0.00%	14500.00%
1-Sep-19	232,906,114.09	1,035.232105	8.55%	9.35%	8.65%	0.00%	14400.00%
31-Aug-19	232,862,620.74	1,035.038784	8.87%	9.05%	8.91%	0.00%	14300.00%
30-Aug-19	232,818,384.00	1,034.842159	8.84%	9.34%	8.92%	0.00%	14200.00%
29-Aug-19	232,672,245.21	1,034.850437	9.15%	9.63%	9.01%	0.00%	14100.00%
28-Aug-19	232,495,231.60	1,034.603401	9.27%	9.62%	8.89%	0.00%	14000.00%
27-Aug-19	232,333,224.51	1,033.904705	8.96%	9.34%	8.54%	0.00%	13900.00%
26-Aug-19	232,327,288.20	1,033.878288	9.21%	9.39%	9.14%	0.00%	13800.00%
25-Aug-19	231,794,576.19	1,033.331242	8.83%	9.31%	9.36%	0.00%	13700.00%
24-Aug-19	231,749,247.01	1,033.129167	9.15%	9.41%	9.27%	0.00%	13600.00%
23-Aug-19	231,703,917.79	1,032.927091	9.28%	9.43%	9.27%	0.00%	13500.00%
22-Aug-19	231,728,410.77	1,033.036279	10.04%	9.43%	9.40%	0.00%	13400.00%
21-Aug-19	230,748,830.64	1,033.127705	10.08%	9.63%	9.47%	0.00%	13300.00%
20-Aug-19	227,542,457.54	1,032.191543	9.31%	9.21%	9.14%	0.00%	13200.00%
19-Aug-19	208,504,454.96	1,031.830274	9.16%	9.12%	8.77%	0.00%	13100.00%
18-Aug-19	208,472,799.25	1,031.673618	9.25%	9.17%	8.99%	0.00%	13000.00%
17-Aug-19	208,428,329.88	1,031.453552	10.34%	9.24%	9.00%	0.00%	12900.00%
16-Aug-19	208,383,859.91	1,031.233482	10.29%	9.08%	8.99%	0.00%	12800.00%
15-Aug-19	208,339,123.33	1,031.012094	10.06%	9.10%	8.98%	0.00%	12700.00%

Fecha	Patrimonio neto del Fondo	Valor Cuota	Rentabilidad				
			30 días	60 días	90 días	180 días	365 días
14-Aug-19	208,082,702.76	1,030.732616	10.20%	9.07%	9.56%	0.00%	12600.00%
13-Aug-19	208,023,629.84	1,030.588583	10.65%	9.12%	9.65%	0.00%	12500.00%
12-Aug-19	208,035,425.28	1,030.647020	11.00%	9.29%	9.55%	0.00%	12400.00%
11-Aug-19	207,911,755.67	1,030.544568	11.15%	9.36%	9.76%	0.00%	12300.00%
10-Aug-19	207,867,331.53	1,030.324373	10.76%	9.36%	9.77%	0.00%	12200.00%
9-Aug-19	207,822,907.36	1,030.104178	9.63%	10.08%	9.75%	0.00%	12100.00%
8-Aug-19	206,238,674.97	1,029.683633	10.26%	9.33%	9.66%	0.00%	12000.00%
7-Aug-19	206,136,112.93	1,029.171574	10.25%	9.14%	9.09%	0.00%	11900.00%
6-Aug-19	205,988,719.54	1,028.959809	10.21%	9.14%	9.53%	0.00%	11800.00%
5-Aug-19	205,977,790.96	1,028.905219	10.41%	9.24%	10.50%	0.00%	11700.00%
4-Aug-19	195,639,011.40	1,028.491068	10.18%	8.60%	10.17%	0.00%	11600.00%
3-Aug-19	195,592,842.04	1,028.248351	10.19%	8.65%	10.00%	0.00%	11500.00%
2-Aug-19	195,546,672.95	1,028.005636	10.07%	8.64%	9.97%	0.00%	11400.00%
1-Aug-19	195,134,314.50	1,027.545621	9.16%	8.86%	9.86%	0.00%	11300.00%
31-Jul-19	187,407,396.92	1,027.376129	9.77%	8.89%	9.87%	0.00%	11200.00%
30-Jul-19	187,361,110.17	1,027.122383	10.04%	8.87%	9.83%	0.00%	11100.00%
29-Jul-19	186,499,357.10	1,026.782398	9.90%	8.63%	8.98%	0.00%	11000.00%
28-Jul-19	185,376,558.77	1,026.346128	9.66%	8.27%	9.09%	0.00%	10900.00%
27-Jul-19	185,334,750.17	1,026.114652	9.49%	9.03%	9.07%	0.00%	10800.00%
26-Jul-19	185,292,941.54	1,025.883177	9.72%	9.55%	9.05%	0.00%	10700.00%
25-Jul-19	185,198,237.73	1,025.414185	9.60%	9.26%	8.93%	0.00%	10600.00%
24-Jul-19	185,143,458.15	1,025.110879	9.50%	9.20%	11.47%	0.00%	10500.00%
23-Jul-19	184,948,033.56	1,024.582242	8.76%	9.00%	11.59%	0.00%	10400.00%
22-Jul-19	184,958,013.21	1,024.637528	9.10%	9.08%	8.87%	0.00%	10300.00%
21-Jul-19	87,669,876.99	1,024.350268	9.03%	8.99%	8.82%	0.00%	10200.00%
20-Jul-19	87,650,057.73	1,024.118697	9.02%	8.51%	8.76%	0.00%	10100.00%
19-Jul-19	87,630,238.55	1,023.887126	9.01%	8.78%	8.71%	0.00%	10000.00%
18-Jul-19	87,533,613.47	1,022.758142	8.08%	8.26%	8.30%	0.00%	9900.00%
17-Jul-19	86,461,000.05	1,022.587323	7.80%	8.28%	8.28%	0.00%	9800.00%
16-Jul-19	86,458,480.40	1,022.557523	8.08%	8.38%	8.14%	0.00%	9700.00%
15-Jul-19	86,375,368.21	1,022.165674	7.88%	9.16%	8.15%	0.00%	9600.00%
14-Jul-19	86,323,342.09	1,021.644620	7.52%	9.07%	8.08%	0.00%	9500.00%
13-Jul-19	86,303,817.59	1,021.413546	7.52%	8.75%	7.97%	0.00%	9400.00%
12-Jul-19	86,284,293.01	1,021.182471	7.51%	8.98%	7.96%	0.00%	9300.00%
11-Jul-19	86,185,679.51	1,021.290160	7.90%	9.19%	8.08%	0.00%	9200.00%
10-Jul-19	85,886,742.78	1,022.016788	10.44%	9.73%	8.93%	0.00%	9100.00%
9-Jul-19	85,607,537.32	1,021.072075	8.32%	9.28%	8.55%	0.00%	9000.00%
8-Jul-19	85,439,987.82	1,020.572636	7.96%	8.44%	0.00%	0.00%	8900.00%
7-Jul-19	85,425,189.02	1,020.395866	8.01%	9.11%	0.00%	0.00%	8800.00%
6-Jul-19	85,406,906.01	1,020.177477	8.01%	10.45%	0.00%	0.00%	8700.00%
5-Jul-19	85,388,623.05	1,019.959089	6.97%	10.08%	0.00%	0.00%	8600.00%
4-Jul-19	85,367,828.18	1,019.710696	7.06%	9.82%	0.00%	0.00%	8500.00%
3-Jul-19	85,305,723.64	1,019.566024	7.15%	9.84%	0.00%	0.00%	8400.00%
2-Jul-19	84,760,612.98	1,019.865500	8.50%	10.13%	0.00%	0.00%	8300.00%
1-Jul-19	81,606,442.91	1,019.188966	7.95%	9.84%	0.00%	0.00%	8200.00%
30-Jun-19	81,568,885.26	1,018.719905	7.65%	9.65%	0.00%	0.00%	8100.00%
29-Jun-19	81,550,582.61	1,018.491322	7.31%	8.46%	0.00%	0.00%	8000.00%
28-Jun-19	81,532,279.94	1,018.262739	6.82%	8.74%	0.00%	0.00%	7900.00%
27-Jun-19	75,935,360.27	1,018.169851	8.51%	8.79%	0.00%	0.00%	7800.00%
26-Jun-19	75,904,469.11	1,017.755651	9.31%	8.64%	0.00%	0.00%	7700.00%
25-Jun-19	75,377,068.29	1,017.385814	8.84%	8.53%	0.00%	0.00%	7600.00%
24-Jun-19	75,360,754.55	1,017.165623	8.82%	12.35%	0.00%	0.00%	7500.00%
23-Jun-19	75,367,740.56	1,017.259915	9.18%	12.91%	0.00%	0.00%	7400.00%

Fecha	Patrimonio neto del Fondo	Valor Cuota	Rentabilidad				
			30 días	60 días	90 días	180 días	365 días
22-Jun-19	75,350,894.48	1,017.032539	9.00%	8.70%	0.00%	0.00%	7300.00%
21-Jun-19	75,334,048.39	1,016.805162	8.89%	8.65%	0.00%	0.00%	7200.00%
20-Jun-19	74,687,467.98	1,016.585731	7.95%	8.57%	0.00%	0.00%	7100.00%
19-Jun-19	74,670,762.17	1,016.358344	8.49%	8.50%	0.00%	0.00%	7000.00%
18-Jun-19	74,145,583.41	1,016.013321	8.39%	8.36%	0.00%	0.00%	6900.00%
17-Jun-19	68,421,498.72	1,016.071464	8.69%	8.47%	0.00%	0.00%	6800.00%
16-Jun-19	58,891,557.28	1,015.813741	8.62%	8.11%	0.00%	0.00%	6700.00%
15-Jun-19	58,878,614.26	1,015.590488	10.38%	8.24%	0.00%	0.00%	6600.00%
14-Jun-19	58,865,671.23	1,015.367235	10.55%	8.31%	0.00%	0.00%	6500.00%
13-Jun-19	57,677,741.13	1,015.140194	9.92%	8.14%	0.00%	0.00%	6400.00%
12-Jun-19	57,605,340.31	1,014.921710	10.40%	8.13%	0.00%	0.00%	6300.00%
11-Jun-19	54,543,714.14	1,014.71	10.41%	8.12%	0.00%	0.00%	6200.00%
10-Jun-19	50,896,201.46	1,013.32	8.94%	0.00%	0.00%	0.00%	6100.00%
9-Jun-19	49,936,344.05	1,014.14	10.17%	0.00%	0.00%	0.00%	6000.00%
8-Jun-19	49,926,741.66	1,013.94	8.87%	0.00%	0.00%	0.00%	5900.00%
7-Jun-19	49,916,083.83	1,013.72	10.15%	0.00%	0.00%	0.00%	5800.00%
6-Jun-19	49,841,715.54	1,013.50	12.81%	0.00%	0.00%	0.00%	5700.00%