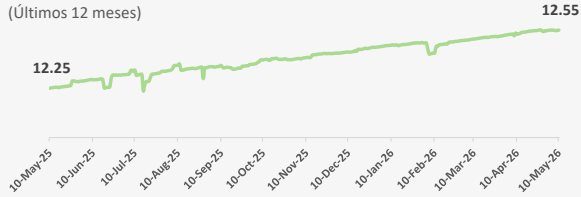


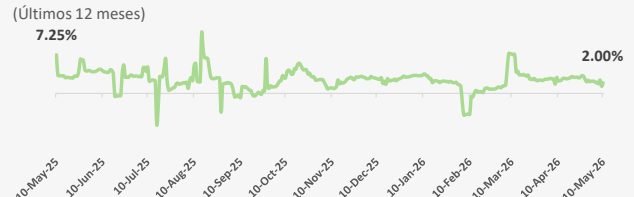
Nombre del fondo

**Fondo Mutuo Renta Fija - BHD Fondos Plazo 30 Días Dólares**

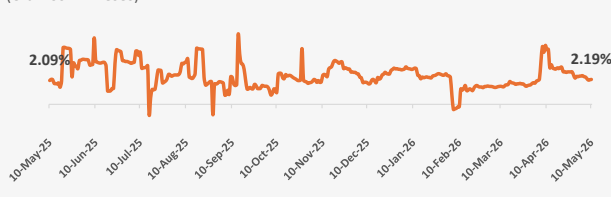
Evolución del Valor de la Cuota  
(Últimos 12 meses)



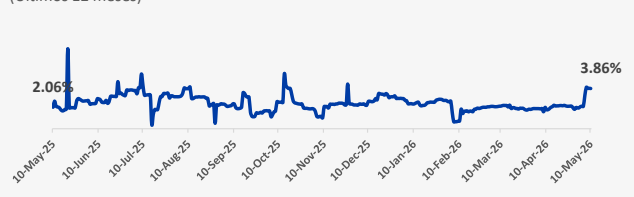
Evolución de la Rentabilidad - 30 días  
(Últimos 12 meses)



Evolución de la Rentabilidad - 60 días  
(Últimos 12 meses)



Evolución de la Rentabilidad - 90 días  
(Últimos 12 meses)



## Rentabilidad Histórica

Fecha	Patrimonio neto del Fondo	Valor Cuota	Rentabilidad				
			30 días	60 días	90 días	180 días	365 días
10-May-26	63,177,970.10	12.546096	2.00%	2.19%	3.86%	2.28%	2.41%
9-May-26	63,171,415.17	12.544794	1.34%	2.16%	3.88%	2.27%	2.41%
8-May-26	63,164,356.96	12.543393	2.51%	2.12%	3.88%	2.27%	2.40%
7-May-26	63,805,351.17	12.544897	1.83%	2.26%	3.97%	2.31%	2.41%
6-May-26	60,536,180.27	12.546347	2.09%	2.40%	3.18%	2.36%	2.43%
5-May-26	60,765,862.39	12.545548	2.03%	2.43%	2.15%	2.40%	2.42%
4-May-26	61,253,056.90	12.546799	2.29%	2.52%	2.16%	2.38%	2.45%
3-May-26	61,246,598.96	12.545476	2.29%	2.48%	2.12%	2.37%	2.45%
2-May-26	61,240,140.88	12.544153	2.29%	2.48%	2.00%	2.36%	2.45%
1-May-26	61,233,682.54	12.542830	2.20%	2.43%	2.00%	2.36%	2.45%
30-Apr-26	62,588,015.33	12.542771	2.47%	2.46%	2.04%	2.38%	2.46%
29-Apr-26	62,699,433.16	12.538396	2.16%	2.30%	1.86%	2.33%	2.43%
28-Apr-26	62,886,171.75	12.542638	2.65%	2.58%	2.00%	2.42%	2.59%
27-Apr-26	62,933,846.78	12.546975	3.22%	2.85%	2.17%	2.50%	2.63%
26-Apr-26	62,680,861.72	12.546724	3.34%	2.85%	2.17%	2.47%	2.64%
25-Apr-26	62,673,661.19	12.545283	3.13%	2.85%	2.16%	2.45%	2.64%
24-Apr-26	62,666,453.86	12.543840	2.89%	2.85%	2.16%	2.36%	2.56%
23-Apr-26	63,953,924.80	12.543437	3.03%	2.80%	2.20%	2.37%	2.57%
22-Apr-26	64,030,717.75	12.543600	3.05%	2.88%	2.24%	2.40%	2.58%
21-Apr-26	63,853,388.35	12.542038	3.01%	2.87%	2.21%	2.38%	2.54%
20-Apr-26	63,863,272.84	12.541256	3.08%	3.26%	2.23%	2.37%	2.54%
19-Apr-26	65,872,077.70	12.540831	3.17%	3.23%	2.22%	2.36%	2.55%
18-Apr-26	65,864,787.23	12.539443	2.92%	3.13%	2.20%	2.26%	2.55%
17-Apr-26	65,857,210.46	12.538001	2.84%	3.21%	2.20%	2.22%	2.55%
16-Apr-26	70,746,160.20	12.536247	2.74%	3.09%	2.19%	2.21%	2.55%
15-Apr-26	70,641,460.66	12.535713	2.77%	3.13%	2.26%	2.23%	2.55%

Fecha	Patrimonio neto del Fondo	Valor Cuota	Rentabilidad				
			30 días	60 días	90 días	180 días	365 días
14-Apr-26	69,636,574.18	12.535482	2.85%	3.19%	2.12%	2.20%	2.56%
13-Apr-26	66,658,968.17	12.533362	2.78%	3.48%	2.06%	2.31%	2.55%
12-Apr-26	67,260,894.08	12.528487	2.43%	3.21%	1.93%	2.23%	2.52%
11-Apr-26	67,253,409.90	12.527093	2.40%	4.83%	1.83%	2.14%	2.52%
10-Apr-26	67,245,925.50	12.525699	2.38%	4.80%	1.83%	2.10%	2.83%
9-Apr-26	66,040,012.04	12.531070	2.99%	5.18%	2.05%	2.21%	2.51%
8-Apr-26	68,373,585.42	12.517832	1.74%	4.57%	1.63%	2.02%	2.40%
7-Apr-26	68,983,985.12	12.526214	2.69%	5.06%	1.93%	2.16%	2.48%
6-Apr-26	68,089,727.27	12.525014	2.71%	3.72%	1.90%	2.15%	2.56%
5-Apr-26	67,765,582.48	12.524800	2.83%	2.21%	1.93%	2.31%	2.57%
4-Apr-26	67,758,640.65	12.523517	2.76%	2.09%	1.93%	2.32%	2.57%
3-Apr-26	67,751,498.81	12.522197	2.68%	2.04%	1.93%	2.41%	2.57%
2-Apr-26	67,744,103.33	12.520831	2.66%	1.86%	1.93%	2.41%	2.56%
1-Apr-26	67,600,162.80	12.520424	2.65%	1.90%	1.94%	2.43%	2.55%
31-Mar-26	66,830,960.65	12.517651	2.45%	1.83%	1.89%	2.39%	2.54%
30-Mar-26	68,138,129.02	12.516356	2.44%	1.71%	1.85%	2.39%	2.40%
29-Mar-26	70,127,960.21	12.515704	2.50%	1.68%	1.88%	2.39%	2.41%
28-Mar-26	70,120,093.16	12.514300	2.48%	1.64%	1.80%	2.48%	2.41%
27-Mar-26	70,112,225.87	12.512896	2.36%	1.58%	1.80%	2.43%	2.44%
26-Mar-26	69,722,344.44	12.513527	2.57%	1.68%	1.87%	2.47%	2.43%
25-Mar-26	69,776,034.10	12.514473	2.82%	1.80%	1.97%	2.51%	2.84%
24-Mar-26	65,579,659.28	12.512711	2.57%	1.78%	1.96%	2.47%	2.86%
23-Mar-26	69,421,836.79	12.512674	2.71%	1.85%	1.98%	2.62%	2.87%
22-Mar-26	67,699,630.19	12.511459	2.72%	1.80%	1.88%	2.63%	2.87%
21-Mar-26	67,692,075.60	12.510063	3.44%	1.80%	1.95%	2.59%	2.87%
20-Mar-26	67,684,520.72	12.508667	3.28%	1.75%	1.94%	2.63%	2.86%
19-Mar-26	66,774,817.21	12.509822	3.35%	1.84%	2.02%	2.67%	2.40%
18-Mar-26	66,911,586.02	12.509178	3.57%	1.88%	2.02%	2.68%	2.32%
17-Mar-26	66,936,769.66	12.508418	3.44%	1.91%	1.95%	2.66%	2.39%
16-Mar-26	71,957,870.66	12.507554	3.49%	2.00%	2.27%	2.52%	2.35%
15-Mar-26	72,069,644.30	12.506567	3.52%	1.75%	2.09%	2.50%	2.35%
14-Mar-26	72,061,677.69	12.505185	4.19%	1.71%	2.23%	2.46%	2.35%
13-Mar-26	72,053,710.98	12.503802	4.00%	1.69%	2.23%	2.42%	2.40%
12-Mar-26	71,431,128.92	12.502717	7.32%	1.54%	2.24%	2.42%	2.41%
11-Mar-26	71,040,610.12	12.501548	7.29%	1.55%	2.22%	2.43%	2.39%
10-Mar-26	66,236,398.95	12.500784	7.41%	1.58%	2.17%	2.39%	2.29%
9-Mar-26	67,143,053.07	12.500118	7.48%	1.57%	2.16%	2.21%	2.28%
8-Mar-26	67,132,918.95	12.498924	7.49%	1.55%	2.14%	2.20%	2.28%
7-Mar-26	67,125,407.25	12.497525	4.75%	1.50%	2.12%	2.25%	2.28%
6-Mar-26	67,117,894.97	12.496127	1.60%	1.48%	2.11%	2.23%	2.27%
5-Mar-26	66,621,183.58	12.495507	1.42%	1.52%	2.14%	2.25%	2.36%
4-Mar-26	66,896,607.06	12.495003	1.41%	1.56%	2.15%	2.27%	2.36%
3-Mar-26	66,526,046.53	12.493802	1.05%	1.57%	2.14%	2.20%	2.35%
2-Mar-26	67,391,851.67	12.493507	1.15%	1.58%	2.10%	2.19%	2.36%
1-Mar-26	66,645,776.61	12.492776	1.21%	1.61%	2.10%	2.19%	2.36%
28-Feb-26	66,639,158.75	12.491536	0.98%	1.56%	2.06%	2.18%	2.37%
27-Feb-26	66,632,505.73	12.490289	0.87%	1.57%	2.06%	2.21%	2.36%
26-Feb-26	66,626,125.96	12.489093	0.81%	1.46%	2.06%	2.22%	2.36%
25-Feb-26	66,434,103.28	12.488907	0.81%	1.52%	2.03%	2.24%	2.31%
24-Feb-26	68,340,280.62	12.487464	0.81%	1.52%	1.97%	3.12%	2.32%
23-Feb-26	66,558,237.77	12.485950	0.80%	1.55%	1.94%	2.12%	2.32%

Fecha	Patrimonio neto del Fondo	Valor Cuota	Rentabilidad				
			30 días	60 días	90 días	180 días	365 días
22-Feb-26	66,473,394.42	12.486606	1.00%	1.65%	1.98%	2.13%	2.34%
21-Feb-26	66,466,051.95	12.485227	0.99%	1.61%	1.87%	2.14%	2.34%
20-Feb-26	66,458,709.27	12.483847	0.89%	1.46%	1.87%	2.16%	2.33%
19-Feb-26	64,261,897.52	12.475319	0.19%	1.21%	1.63%	2.04%	3.64%
18-Feb-26	65,003,096.54	12.475500	0.24%	1.28%	1.68%	2.07%	2.25%
17-Feb-26	64,970,115.24	12.476001	0.35%	1.37%	1.69%	2.04%	2.25%
16-Feb-26	62,807,309.52	12.473124	0.21%	1.24%	1.62%	2.00%	2.21%
15-Feb-26	64,506,296.20	12.473700	0.40%	1.21%	1.72%	2.03%	2.22%
14-Feb-26	64,499,351.69	12.472357	0.54%	1.66%	1.67%	2.01%	2.23%
13-Feb-26	64,492,405.36	12.471014	0.01%	1.38%	1.67%	2.01%	2.27%
12-Feb-26	64,853,344.04	12.463104	-0.71%	1.26%	1.46%	1.90%	2.22%
11-Feb-26	69,459,149.08	12.463517	-0.58%	1.35%	1.88%	1.93%	2.25%
10-Feb-26	69,354,434.69	12.430303	-3.93%	-0.21%	0.75%	1.44%	2.11%
9-Feb-26	69,977,157.30	12.429439	-3.88%	-0.23%	0.73%	1.42%	1.97%
8-Feb-26	69,993,456.74	12.427542	-3.93%	-0.35%	0.68%	1.40%	1.97%
7-Feb-26	69,986,086.22	12.426233	-4.01%	-0.39%	0.68%	0.86%	1.97%
6-Feb-26	69,978,715.56	12.424924	-4.06%	-0.44%	0.68%	0.92%	1.94%
5-Feb-26	70,643,768.36	12.449995	-1.64%	0.83%	1.54%	1.36%	2.14%
4-Feb-26	72,075,722.89	12.479787	1.36%	2.37%	2.64%	1.88%	2.38%
3-Feb-26	72,025,487.08	12.481005	1.62%	2.50%	2.60%	1.90%	2.47%
2-Feb-26	71,865,432.93	12.480601	1.71%	2.52%	2.61%	2.14%	2.44%
1-Feb-26	71,144,126.58	12.483031	2.09%	2.68%	2.71%	2.30%	2.47%
31-Jan-26	71,136,840.09	12.481752	2.01%	2.58%	2.72%	2.32%	2.47%
30-Jan-26	71,129,167.52	12.480406	2.01%	2.55%	2.72%	2.31%	2.41%
29-Jan-26	67,786,554.87	12.481517	2.15%	2.61%	2.80%	2.36%	2.40%
28-Jan-26	67,931,751.62	12.481394	2.27%	2.66%	2.83%	2.38%	2.38%
27-Jan-26	67,876,533.57	12.480834	2.12%	2.70%	2.83%	2.39%	2.37%
26-Jan-26	67,836,610.21	12.480624	2.24%	2.64%	2.78%	2.37%	2.37%
25-Jan-26	67,829,067.86	12.479236	2.24%	2.56%	2.73%	2.37%	2.37%
24-Jan-26	67,821,389.20	12.477823	2.30%	2.52%	2.55%	2.46%	2.37%
23-Jan-26	67,813,710.38	12.476411	2.31%	2.48%	2.55%	2.46%	2.38%
22-Jan-26	67,771,077.12	12.475125	2.24%	2.31%	2.55%	2.46%	2.46%
21-Jan-26	69,460,743.11	12.474746	2.04%	2.36%	2.56%	2.48%	2.46%
20-Jan-26	69,452,891.44	12.473336	2.23%	2.36%	2.51%	2.48%	2.46%
19-Jan-26	69,666,516.55	12.473029	2.33%	2.41%	2.49%	2.49%	2.46%
18-Jan-26	69,719,205.29	12.472420	2.40%	2.37%	2.33%	2.50%	2.46%
17-Jan-26	69,711,275.38	12.471001	2.29%	2.34%	2.24%	2.77%	2.46%
16-Jan-26	69,703,345.24	12.469583	2.02%	2.39%	2.24%	3.05%	2.44%
15-Jan-26	69,918,093.56	12.466850	2.80%	2.24%	2.20%	3.02%	2.41%
14-Jan-26	75,900,583.84	12.470916	2.76%	2.52%	2.28%	3.12%	2.43%
13-Jan-26	74,840,176.24	12.470367	3.27%	2.56%	2.55%	3.36%	2.43%
12-Jan-26	76,200,070.58	12.469494	3.33%	3.13%	2.52%	3.89%	2.41%
11-Jan-26	75,892,829.31	12.471336	3.66%	3.18%	2.45%	2.49%	2.43%
10-Jan-26	75,884,286.11	12.469932	3.56%	3.11%	2.38%	2.46%	2.43%
9-Jan-26	75,875,742.69	12.468528	3.35%	3.06%	2.38%	2.46%	2.41%
8-Jan-26	73,531,162.73	12.468078	3.36%	3.10%	2.41%	2.48%	2.43%
7-Jan-26	73,621,910.90	12.467367	3.32%	3.13%	2.40%	2.50%	2.44%
6-Jan-26	70,165,822.93	12.466950	3.36%	3.17%	2.40%	2.05%	2.45%
5-Jan-26	71,222,895.77	12.465940	3.39%	3.29%	2.69%	2.15%	2.46%
4-Jan-26	71,215,107.42	12.464577	3.39%	3.10%	2.72%	2.03%	2.46%
3-Jan-26	71,207,246.27	12.463201	3.34%	3.06%	2.89%	2.01%	2.46%

Fecha	Patrimonio neto del Fondo	Valor Cuota	Rentabilidad				
			30 días	60 días	90 días	180 días	365 días
2-Jan-26	71,199,384.86	12.461825	3.28%	3.03%	2.89%	2.29%	2.44%
1-Jan-26	70,495,373.47	12.461354	3.16%	3.08%	2.92%	2.31%	2.42%
31-Dec-25	70,487,741.46	12.460005	3.10%	3.08%	2.90%	2.32%	2.42%
30-Dec-25	70,792,092.39	12.459761	3.07%	3.14%	2.92%	2.32%	2.41%
29-Dec-25	60,115,302.83	12.458375	3.05%	3.11%	2.91%	2.30%	2.57%
28-Dec-25	61,291,250.69	12.459365	3.28%	3.18%	3.16%	2.33%	2.60%
27-Dec-25	61,284,220.75	12.457936	3.05%	3.06%	3.07%	2.32%	2.60%
26-Dec-25	61,277,127.91	12.456494	2.87%	2.98%	3.07%	2.29%	2.59%
25-Dec-25	60,823,499.97	12.454475	2.74%	2.67%	3.05%	2.27%	2.56%
24-Dec-25	60,816,538.13	12.453050	2.65%	2.67%	2.98%	2.25%	2.56%
23-Dec-25	60,581,514.60	12.452456	2.38%	2.71%	3.27%	2.23%	2.54%
22-Dec-25	59,909,670.36	12.454080	2.69%	2.82%	3.38%	2.26%	2.47%
21-Dec-25	59,025,773.80	12.450699	2.49%	2.65%	3.23%	2.21%	2.46%
20-Dec-25	59,019,783.65	12.449435	2.49%	2.58%	3.31%	2.44%	2.45%
19-Dec-25	59,013,794.16	12.448172	2.35%	2.30%	3.32%	3.18%	2.28%
18-Dec-25	57,012,230.10	12.447795	2.38%	2.22%	3.36%	3.20%	2.46%
17-Dec-25	58,533,664.03	12.449085	2.77%	2.35%	3.37%	3.24%	2.47%
16-Dec-25	58,626,240.50	12.438632	1.70%	1.90%	2.77%	3.08%	2.34%
15-Dec-25	57,387,769.72	12.442992	2.27%	2.04%	2.90%	3.18%	2.37%
14-Dec-25	57,591,195.13	12.437460	1.86%	2.19%	2.69%	2.38%	2.34%
13-Dec-25	57,584,496.14	12.436013	2.93%	2.12%	2.60%	2.29%	2.34%
12-Dec-25	57,577,796.95	12.434566	2.71%	1.85%	2.61%	2.27%	2.54%
11-Dec-25	61,187,491.33	12.434089	2.66%	1.79%	2.64%	2.29%	2.51%
10-Dec-25	61,113,257.36	12.434792	2.78%	1.89%	2.62%	2.33%	2.53%
9-Dec-25	64,108,670.12	12.434304	2.85%	1.94%	2.26%	2.32%	2.48%
8-Dec-25	66,250,224.97	12.433955	2.95%	1.94%	2.27%	2.32%	2.39%
7-Dec-25	67,776,040.06	12.433133	2.99%	1.92%	2.39%	2.31%	2.40%
6-Dec-25	67,768,849.90	12.431814	3.19%	2.33%	2.35%	2.27%	2.40%
5-Dec-25	67,761,657.24	12.430495	2.81%	2.38%	2.36%	2.26%	2.45%
4-Dec-25	67,544,135.82	12.429596	2.78%	2.66%	2.38%	2.26%	2.40%
3-Dec-25	67,153,868.48	12.428796	2.77%	2.69%	2.26%	2.27%	2.41%
2-Dec-25	64,463,275.12	12.429538	2.99%	2.81%	2.28%	2.32%	2.43%
1-Dec-25	64,593,003.87	12.428798	3.06%	2.80%	2.28%	2.32%	2.43%
30-Nov-25	67,149,287.25	12.428820	3.20%	2.84%	2.29%	2.35%	2.44%
29-Nov-25	67,142,971.40	12.427651	3.16%	2.84%	2.37%	2.34%	2.44%
28-Nov-25	67,136,032.47	12.426367	3.09%	3.10%	2.37%	2.32%	2.44%
27-Nov-25	67,032,239.67	12.427243	3.07%	3.08%	2.44%	2.36%	2.45%
26-Nov-25	67,541,791.70	12.427539	3.09%	3.17%	4.29%	2.39%	2.71%
25-Nov-25	62,881,571.19	12.426880	2.61%	3.21%	2.30%	2.36%	2.72%
24-Nov-25	62,897,275.27	12.426263	2.68%	3.15%	2.28%	2.31%	2.74%
23-Nov-25	61,665,705.27	12.428357	3.03%	3.72%	2.41%	2.34%	2.77%
22-Nov-25	61,658,755.49	12.426957	2.95%	3.72%	2.45%	2.32%	2.77%
21-Nov-25	61,651,805.80	12.425556	2.81%	3.60%	2.45%	2.68%	2.88%
20-Nov-25	66,763,848.52	12.424262	2.66%	3.72%	2.46%	2.68%	2.88%
19-Nov-25	68,362,203.18	12.424446	2.24%	3.81%	2.39%	2.71%	2.89%
18-Nov-25	67,475,758.24	12.423704	2.05%	3.85%	2.38%	2.72%	2.90%
17-Nov-25	68,417,045.45	12.421208	1.94%	3.67%	2.33%	2.69%	2.89%
16-Nov-25	68,484,543.70	12.421445	2.10%	3.32%	2.36%	2.70%	2.90%
15-Nov-25	68,476,915.61	12.420062	1.81%	3.22%	2.34%	2.71%	2.90%
14-Nov-25	68,469,287.29	12.418678	2.53%	3.11%	2.35%	2.69%	2.88%
13-Nov-25	67,934,834.15	12.406521	1.31%	2.44%	1.99%	2.52%	3.67%

Fecha	Patrimonio neto del Fondo	Valor Cuota	Rentabilidad				
			30 días	60 días	90 días	180 días	365 días
12-Nov-25	68,749,847.36	12.407296	0.99%	2.55%	2.13%	2.56%	3.09%
11-Nov-25	68,322,856.97	12.407250	0.92%	2.63%	2.13%	2.51%	3.09%
10-Nov-25	68,261,016.76	12.406817	1.02%	2.54%	2.12%	2.52%	2.83%
9-Nov-25	68,254,183.45	12.405575	1.04%	1.97%	1.04%	2.51%	2.83%
8-Nov-25	68,247,282.18	12.404321	0.94%	1.93%	1.17%	2.51%	2.83%
7-Nov-25	68,240,379.00	12.403066	0.86%	2.09%	1.18%	2.51%	2.82%
6-Nov-25	67,070,875.96	12.399728	1.48%	1.93%	1.12%	2.48%	2.80%
5-Nov-25	67,776,293.51	12.402181	1.95%	2.13%	1.20%	2.54%	2.83%
4-Nov-25	67,570,249.58	12.401610	2.54%	2.18%	1.68%	2.54%	2.78%
3-Nov-25	67,585,482.84	12.400876	2.62%	2.01%	1.88%	2.52%	2.79%
2-Nov-25	65,993,913.64	12.399427	2.62%	1.92%	1.93%	2.51%	2.79%
1-Nov-25	65,986,597.22	12.398052	2.55%	1.90%	1.91%	2.49%	2.79%
31-Oct-25	65,979,280.72	12.396677	2.49%	1.84%	1.91%	2.49%	2.64%
30-Oct-25	59,761,202.73	12.395895	2.51%	1.98%	1.94%	2.50%	2.55%
29-Oct-25	60,194,422.75	12.395343	3.11%	2.01%	1.96%	2.52%	2.74%
28-Oct-25	60,004,663.70	12.396435	3.10%	2.13%	1.96%	2.55%	2.75%
27-Oct-25	60,172,524.26	12.396495	3.25%	4.90%	2.01%	2.57%	2.65%
26-Oct-25	59,149,759.60	12.400609	3.82%	2.14%	2.37%	2.66%	2.69%
25-Oct-25	59,143,520.99	12.399301	3.62%	2.09%	2.37%	2.89%	2.69%
24-Oct-25	59,136,994.59	12.397933	4.41%	2.11%	2.37%	2.88%	2.69%
23-Oct-25	59,214,430.78	12.397318	4.50%	2.21%	2.41%	2.89%	3.38%
22-Oct-25	61,946,459.28	12.397332	4.41%	2.28%	2.45%	2.91%	2.91%
21-Oct-25	61,989,378.45	12.397504	4.80%	2.36%	2.49%	2.79%	2.94%
20-Oct-25	63,146,129.66	12.401826	5.39%	2.46%	2.68%	2.88%	2.98%
19-Oct-25	63,720,013.66	12.402988	5.67%	2.54%	3.30%	2.92%	3.00%
18-Oct-25	63,712,967.16	12.401617	5.44%	2.53%	3.86%	2.85%	3.00%
17-Oct-25	63,705,920.60	12.400245	4.55%	2.49%	3.86%	2.84%	2.99%
16-Oct-25	62,625,177.28	12.401791	4.66%	2.61%	3.96%	2.89%	2.91%
15-Oct-25	62,601,974.98	12.393205	3.69%	2.25%	4.18%	2.77%	2.89%
14-Oct-25	62,748,609.76	12.393252	3.58%	2.33%	5.27%	2.80%	2.89%
13-Oct-25	65,648,637.48	12.397220	4.14%	2.70%	2.53%	2.88%	2.93%
12-Oct-25	67,317,486.38	12.397917	4.37%	2.74%	2.55%	2.91%	2.95%
11-Oct-25	67,309,711.97	12.396485	4.08%	2.67%	2.55%	2.90%	2.94%
10-Oct-25	67,301,937.34	12.395053	2.91%	1.05%	2.55%	2.89%	2.94%
9-Oct-25	66,708,107.40	12.394796	2.93%	1.29%	2.59%	2.91%	2.95%
8-Oct-25	66,593,035.68	12.394323	3.33%	1.34%	1.70%	2.93%	2.95%
7-Oct-25	66,763,907.18	12.384760	2.38%	0.94%	1.62%	3.43%	2.88%
6-Oct-25	66,285,580.95	12.382492	2.31%	0.82%	1.34%	2.64%	2.87%
5-Oct-25	66,301,070.11	12.376038	1.82%	1.25%	1.15%	2.54%	2.83%
4-Oct-25	66,293,281.44	12.374584	1.41%	1.51%	1.70%	2.52%	2.83%
3-Oct-25	66,285,492.54	12.373130	1.24%	1.59%	1.70%	2.68%	2.82%
2-Oct-25	66,887,462.33	12.372417	1.25%	1.58%	1.73%	2.69%	2.85%
1-Oct-25	65,625,368.48	12.371679	1.20%	1.62%	1.72%	2.71%	2.85%
30-Sep-25	65,509,003.48	12.370632	1.44%	1.65%	1.70%	2.71%	2.85%
29-Sep-25	64,956,152.33	12.364203	0.92%	1.40%	1.50%	2.60%	2.76%
28-Sep-25	57,456,986.40	12.365392	1.18%	1.39%	1.58%	2.62%	2.78%
27-Sep-25	57,450,193.07	12.363930	6.57%	1.39%	1.52%	2.61%	2.78%
26-Sep-25	57,443,400.44	12.362468	0.50%	1.65%	1.48%	2.33%	2.80%
25-Sep-25	56,746,117.84	12.363120	0.58%	1.75%	1.52%	2.37%	2.82%
24-Sep-25	55,075,145.96	12.353989	-0.15%	1.37%	1.19%	2.24%	2.70%
23-Sep-25	55,068,577.71	12.352515	-0.04%	1.37%	1.15%	2.29%	2.70%

Fecha	Patrimonio neto del Fondo	Valor Cuota	Rentabilidad				
			30 días	60 días	90 días	180 días	365 días
22-Sep-25	55,056,738.83	12.353465	0.19%	1.48%	1.20%	2.29%	2.73%
21-Sep-25	55,074,106.22	12.349841	-0.03%	1.36%	1.58%	3.04%	2.71%
20-Sep-25	55,067,603.77	12.348383	-0.39%	1.35%	3.04%	3.08%	2.70%
19-Sep-25	55,060,915.07	12.346883	-0.49%	2.13%	3.04%	3.07%	2.68%
18-Sep-25	54,930,911.83	12.347783	-0.29%	3.08%	3.12%	3.11%	2.66%
17-Sep-25	54,977,410.03	12.355019	0.47%	3.52%	3.39%	3.26%	2.68%
16-Sep-25	55,128,476.80	12.355451	0.60%	3.61%	3.46%	3.28%	2.70%
15-Sep-25	54,956,172.46	12.356349	0.84%	4.43%	2.08%	2.34%	2.76%
14-Sep-25	54,132,816.91	12.357464	1.09%	6.13%	1.97%	2.20%	2.77%
13-Sep-25	54,126,262.83	12.355967	1.28%	1.73%	1.93%	2.33%	2.77%
12-Sep-25	54,119,542.09	12.354433	1.13%	1.65%	1.93%	2.23%	2.84%
11-Sep-25	54,236,333.09	12.355764	1.28%	1.79%	2.03%	2.28%	2.87%
10-Sep-25	54,563,278.29	12.365838	-0.78%	2.37%	2.38%	2.47%	2.97%
9-Sep-25	54,817,359.05	12.365386	-0.33%	2.43%	2.38%	2.59%	3.04%
8-Sep-25	56,077,491.98	12.360959	-0.61%	0.89%	2.23%	2.54%	3.04%
7-Sep-25	54,536,808.49	12.360794	-0.48%	1.24%	2.19%	2.53%	3.05%
6-Sep-25	54,530,050.27	12.359262	-0.65%	0.86%	2.16%	2.30%	3.05%
5-Sep-25	54,523,291.86	12.357730	0.69%	0.81%	2.15%	2.28%	3.04%
4-Sep-25	54,503,721.31	12.360368	1.62%	1.84%	2.28%	2.35%	3.06%
3-Sep-25	58,212,104.33	12.360650	1.94%	1.94%	2.37%	2.38%	3.07%
2-Sep-25	57,366,073.06	12.359817	1.92%	1.98%	2.36%	2.36%	3.07%
1-Sep-25	57,476,011.14	12.359573	2.05%	1.98%	2.40%	2.55%	3.07%
31-Aug-25	57,430,862.01	12.356104	1.86%	1.82%	2.30%	2.50%	3.05%
30-Aug-25	57,425,088.18	12.354862	1.87%	1.79%	2.27%	2.47%	3.05%
29-Aug-25	57,418,725.17	12.353493	1.61%	1.78%	2.28%	2.47%	3.03%
28-Aug-25	57,399,692.15	12.299439	-3.54%	-0.92%	0.52%	1.59%	2.58%
27-Aug-25	57,911,346.20	12.357434	2.82%	1.98%	2.42%	2.58%	3.06%
26-Aug-25	57,933,440.93	12.357237	2.93%	2.00%	2.33%	2.59%	3.05%
25-Aug-25	55,742,444.32	12.355527	2.91%	1.87%	2.27%	2.58%	3.04%
24-Aug-25	57,785,870.48	12.352921	2.80%	1.75%	2.19%	2.44%	3.03%
23-Aug-25	57,779,338.28	12.351524	2.79%	1.70%	2.91%	2.45%	3.02%
22-Aug-25	57,772,805.58	12.350128	2.77%	2.40%	2.91%	2.47%	3.01%
21-Aug-25	57,767,737.48	12.352381	3.12%	4.80%	3.04%	2.53%	3.19%
20-Aug-25	57,809,383.78	12.351915	4.83%	4.85%	3.06%	2.55%	3.19%
19-Aug-25	57,872,940.97	12.350778	6.56%	4.87%	3.05%	2.53%	3.19%
18-Aug-25	58,345,637.62	12.350300	6.66%	4.88%	3.05%	5.34%	3.19%
17-Aug-25	57,900,128.39	12.349375	6.72%	4.92%	3.07%	2.48%	3.19%
16-Aug-25	57,893,193.72	12.347896	8.15%	2.71%	3.04%	2.45%	3.19%
15-Aug-25	57,886,263.13	12.346417	11.42%	2.41%	3.04%	2.39%	3.18%
14-Aug-25	57,936,216.49	12.343094	2.19%	2.26%	2.99%	2.35%	2.98%
13-Aug-25	57,118,999.24	12.343022	2.18%	2.34%	2.89%	2.38%	2.98%
12-Aug-25	57,149,423.49	12.342891	2.31%	2.41%	2.92%	2.48%	3.01%
11-Aug-25	57,352,177.66	12.373826	5.63%	4.00%	4.00%	3.04%	3.27%
10-Aug-25	58,293,808.48	12.368731	5.26%	3.76%	3.86%	3.02%	3.23%
9-Aug-25	58,286,544.12	12.367189	2.42%	3.68%	3.85%	3.25%	3.23%
8-Aug-25	58,279,281.57	12.365648	2.99%	3.55%	3.85%	2.95%	3.22%
7-Aug-25	58,577,477.06	12.365848	2.39%	3.59%	3.91%	2.98%	3.22%
6-Aug-25	58,503,760.86	12.350723	0.93%	2.89%	3.40%	2.75%	3.08%
5-Aug-25	59,694,361.10	12.344064	2.07%	2.62%	3.16%	2.61%	3.14%
4-Aug-25	59,624,562.75	12.341100	1.93%	2.58%	3.09%	2.55%	3.18%
3-Aug-25	60,055,837.38	12.340479	2.03%	2.58%	3.07%	2.52%	3.18%

Fecha	Patrimonio neto del Fondo	Valor Cuota	Rentabilidad				
			30 días	60 días	90 días	180 días	365 días
2-Aug-25	60,048,379.58	12.338947	1.90%	2.58%	3.07%	2.65%	3.18%
1-Aug-25	60,040,921.56	12.337414	1.79%	2.53%	3.07%	2.57%	3.02%
31-Jul-25	61,866,300.51	12.336077	1.72%	2.47%	3.08%	2.58%	2.89%
30-Jul-25	61,503,420.48	12.337313	1.96%	2.61%	3.15%	2.62%	3.11%
29-Jul-25	61,467,526.80	12.335912	1.77%	2.62%	3.14%	2.49%	2.96%
28-Jul-25	61,266,997.31	12.329183	1.14%	2.21%	2.95%	2.34%	2.90%
27-Jul-25	61,286,259.65	12.327912	1.07%	2.03%	3.41%	2.28%	2.89%
26-Jul-25	61,278,728.22	12.326397	0.83%	1.94%	3.39%	2.26%	2.89%
25-Jul-25	61,271,196.16	12.324882	0.72%	1.89%	3.38%	2.23%	2.85%
24-Jul-25	61,153,828.07	12.323582	0.62%	2.96%	3.38%	2.23%	2.80%
23-Jul-25	61,062,542.09	12.322448	2.03%	2.98%	3.08%	2.23%	2.80%
22-Jul-25	61,138,061.64	12.321273	6.52%	3.00%	3.08%	2.25%	2.82%
21-Jul-25	60,879,739.94	12.304084	4.87%	2.19%	2.54%	2.15%	2.69%
20-Jul-25	60,843,616.16	12.286415	3.21%	1.34%	1.85%	1.86%	2.55%
19-Jul-25	60,836,521.22	12.284983	3.13%	1.29%	1.83%	1.86%	2.55%
18-Jul-25	60,829,425.12	12.283550	3.15%	1.29%	1.83%	1.84%	2.63%
17-Jul-25	60,403,817.08	12.268606	-2.46%	0.58%	1.38%	1.61%	2.62%
16-Jul-25	60,204,753.11	12.237208	-5.87%	-0.90%	0.38%	1.10%	2.37%
15-Jul-25	60,481,619.02	12.321174	2.34%	3.39%	3.24%	2.50%	3.08%
14-Jul-25	60,900,407.56	12.321197	2.50%	3.25%	3.27%	2.48%	3.08%
13-Jul-25	60,951,739.51	12.319766	2.52%	3.22%	3.25%	2.43%	3.08%
12-Jul-25	60,944,450.10	12.318293	2.40%	3.20%	3.23%	2.41%	3.08%
11-Jul-25	60,936,897.97	12.316766	2.29%	3.17%	3.23%	2.35%	3.07%
10-Jul-25	62,952,565.23	12.342924	4.95%	4.58%	4.17%	2.82%	3.30%
9-Jul-25	62,951,880.00	12.335740	4.12%	4.28%	5.26%	2.72%	3.25%
8-Jul-25	62,997,015.38	12.341861	4.80%	4.68%	3.95%	2.81%	3.31%
7-Jul-25	62,855,423.85	12.341286	4.88%	4.66%	3.95%	2.85%	3.31%
6-Jul-25	62,691,065.44	12.323313	3.17%	3.71%	3.36%	2.56%	3.17%
5-Jul-25	62,682,925.34	12.321713	3.23%	3.68%	3.66%	2.57%	3.16%
4-Jul-25	62,674,785.01	12.320112	3.13%	3.60%	3.66%	2.57%	3.16%
3-Jul-25	62,625,539.14	12.319887	3.26%	3.66%	3.71%	2.59%	3.17%
2-Jul-25	62,594,731.73	12.319457	3.27%	3.72%	3.72%	2.61%	3.21%
1-Jul-25	62,741,702.60	12.318841	3.23%	3.77%	3.71%	2.58%	3.21%
30-Jun-25	62,008,998.42	12.317670	3.27%	3.76%	3.67%	2.53%	3.21%
29-Jun-25	61,699,612.81	12.318146	3.47%	3.83%	3.71%	2.56%	3.22%
28-Jun-25	61,697,172.70	12.317659	3.29%	3.86%	3.19%	2.53%	3.22%
27-Jun-25	61,694,732.50	12.317172	3.01%	4.61%	3.22%	2.88%	3.22%
26-Jun-25	61,954,361.83	12.317990	3.06%	4.69%	3.30%	2.93%	3.25%
25-Jun-25	62,618,909.34	12.317664	3.08%	4.74%	3.44%	2.96%	3.25%
24-Jun-25	60,947,409.59	12.317329	5.36%	4.79%	3.40%	2.95%	3.26%
23-Jun-25	62,405,920.00	12.302127	3.94%	3.61%	4.52%	2.67%	3.14%
22-Jun-25	62,236,701.25	12.257510	-0.40%	1.41%	3.11%	1.93%	2.77%
21-Jun-25	62,229,356.76	12.256064	-0.43%	1.40%	3.11%	1.88%	2.76%
20-Jun-25	62,221,845.60	12.254584	-0.49%	1.17%	3.11%	1.69%	2.76%
19-Jun-25	61,152,593.75	12.253858	-0.53%	1.19%	3.13%	1.70%	2.76%
18-Jun-25	61,144,632.53	12.252262	-0.53%	1.18%	3.10%	1.69%	2.76%
17-Jun-25	61,767,349.67	12.293787	3.71%	3.36%	2.60%	2.06%	3.11%
16-Jun-25	60,255,164.31	12.298213	4.33%	3.67%	2.43%	2.51%	3.16%
15-Jun-25	60,585,355.85	12.297803	4.45%	3.69%	2.72%	2.49%	3.17%
14-Jun-25	60,577,557.98	12.296220	4.01%	3.65%	2.53%	2.38%	3.16%
13-Jun-25	60,569,759.97	12.294637	3.94%	3.62%	2.52%	2.35%	3.16%

Fecha	Patrimonio neto del Fondo	Valor Cuota	Rentabilidad				
			30 días	60 días	90 días	180 días	365 días
12-Jun-25	60,216,181.10	12.294297	4.01%	3.65%	2.56%	2.37%	3.16%
11-Jun-25	60,263,867.35	12.293872	4.07%	3.70%	2.79%	2.38%	3.17%
10-Jun-25	59,648,034.28	12.294027	4.20%	3.79%	2.86%	2.81%	3.19%
9-Jun-25	59,570,659.06	12.294905	4.45%	5.84%	2.87%	2.77%	3.18%
8-Jun-25	59,476,528.31	12.294435	4.56%	3.52%	2.45%	2.80%	3.18%
7-Jun-25	59,470,002.79	12.293086	4.44%	3.48%	2.41%	2.69%	3.18%
6-Jun-25	59,463,477.38	12.291738	4.25%	3.45%	2.41%	2.50%	3.18%
5-Jun-25	59,553,003.00	12.289512	4.13%	3.88%	2.38%	2.48%	3.17%
4-Jun-25	59,517,762.68	12.288919	4.06%	3.93%	2.36%	2.49%	3.17%
3-Jun-25	60,135,115.30	12.287405	4.06%	3.93%	2.70%	2.59%	3.17%
2-Jun-25	60,258,435.08	12.286934	4.18%	3.95%	2.69%	2.49%	3.17%
1-Jun-25	66,291,710.51	12.286668	4.31%	3.95%	2.68%	2.53%	3.18%
31-May-25	66,283,454.71	12.285138	4.25%	3.87%	2.66%	2.52%	3.17%
30-May-25	66,275,472.64	12.283658	4.20%	3.84%	2.66%	2.51%	3.17%
29-May-25	66,336,460.36	12.284906	4.44%	3.14%	2.75%	2.55%	3.19%
28-May-25	66,332,943.41	12.287192	6.23%	3.32%	2.84%	2.61%	3.21%
27-May-25	66,882,482.39	12.287474	6.34%	3.41%	2.90%	2.63%	3.22%
26-May-25	66,770,244.69	12.287027	6.42%	3.62%	2.68%	2.64%	3.23%
25-May-25	66,946,339.44	12.264606	4.22%	2.43%	2.01%	2.79%	3.05%
24-May-25	66,938,000.04	12.263078	3.27%	4.81%	2.02%	2.80%	3.04%
23-May-25	66,929,535.48	12.261527	3.24%	4.91%	2.02%	2.81%	3.02%
22-May-25	67,690,341.32	12.260436	3.26%	4.92%	2.03%	2.81%	3.02%
21-May-25	67,978,681.06	12.259563	2.87%	4.95%	2.00%	2.82%	3.02%
20-May-25	58,028,023.27	12.259188	2.93%	5.01%	7.68%	3.07%	3.03%
19-May-25	58,246,092.86	12.257635	2.92%	4.97%	1.88%	3.06%	3.02%
18-May-25	58,627,529.03	12.257009	3.01%	2.05%	1.85%	3.07%	3.03%
17-May-25	58,620,017.30	12.255438	3.01%	1.50%	1.73%	3.09%	3.02%
16-May-25	58,612,501.52	12.253867	2.94%	1.87%	1.73%	3.08%	3.02%
15-May-25	55,725,507.20	12.256582	3.30%	1.80%	1.87%	3.14%	3.05%
14-May-25	55,730,518.09	12.255660	3.31%	1.82%	2.05%	3.15%	3.03%
13-May-25	55,898,302.60	12.254656	3.29%	1.84%	2.09%	3.10%	3.03%
12-May-25	55,851,403.76	12.253674	3.34%	2.16%	2.18%	4.91%	3.04%
11-May-25	55,747,032.69	12.252483	3.38%	2.19%	2.65%	3.70%	3.03%
10-May-25	55,740,318.26	12.251007	7.25%	2.09%	2.06%	3.66%	3.03%
9-May-25	55,733,316.57	12.249468	2.50%	1.41%	2.06%	3.12%	3.03%
8-May-25	55,267,957.64	12.249228	2.53%	1.40%	2.10%	3.14%	3.03%
7-May-25	55,825,997.87	12.249715	2.65%	1.50%	2.06%	3.17%	3.05%
6-May-25	55,784,619.65	12.248742	3.63%	1.52%	2.01%	3.16%	3.05%
5-May-25	55,688,569.75	12.248772	3.80%	1.53%	1.98%	3.17%	3.07%
4-May-25	55,681,564.45	12.247231	3.80%	2.02%	2.23%	3.16%	3.06%
3-May-25	55,674,558.94	12.245690	3.73%	1.95%	2.08%	3.05%	3.06%
2-May-25	55,667,553.23	12.244149	3.60%	1.87%	2.07%	3.05%	3.05%
1-May-25	54,428,639.02	12.243187	3.49%	1.87%	2.09%	3.05%	3.05%
30-Apr-25	54,183,556.16	12.242187	3.47%	1.90%	1.85%	3.06%	3.06%
29-Apr-25	54,449,777.74	12.241166	1.85%	1.92%	1.74%	2.77%	3.05%
28-Apr-25	54,663,737.92	12.226335	0.50%	1.19%	1.16%	2.33%	2.94%
27-Apr-25	54,388,696.04	12.225578	0.57%	1.22%	1.14%	2.72%	2.94%
26-Apr-25	54,383,042.37	12.224307	0.90%	0.86%	1.10%	2.70%	2.93%
25-Apr-25	54,377,287.45	12.223013	0.67%	0.92%	1.09%	2.48%	2.93%
24-Apr-25	52,790,132.27	12.230676	6.38%	1.41%	1.39%	2.63%	3.00%
23-Apr-25	52,167,891.83	12.229412	6.61%	1.42%	1.43%	2.62%	3.00%

Fecha	Patrimonio neto del Fondo	Valor Cuota	Rentabilidad				
			30 días	60 días	90 días	180 días	365 días
22-Apr-25	52,473,709.06	12.228166	6.62%	1.43%	1.76%	2.62%	2.99%
21-Apr-25	52,748,189.36	12.231077	7.08%	1.57%	1.87%	4.09%	3.03%
20-Apr-25	53,100,317.15	12.230151	7.13%	10.14%	1.89%	3.11%	3.03%
19-Apr-25	53,093,803.96	12.228651	7.05%	1.37%	1.84%	3.14%	3.03%
18-Apr-25	53,087,289.88	12.227151	1.10%	1.28%	1.84%	3.13%	3.01%
17-Apr-25	53,080,775.61	12.225650	0.02%	1.10%	1.83%	3.12%	3.00%
16-Apr-25	53,063,854.27	12.224718	0.81%	1.13%	1.76%	3.12%	3.05%
15-Apr-25	52,308,778.09	12.223962	0.32%	1.16%	1.69%	3.12%	3.04%
14-Apr-25	52,327,857.58	12.222927	0.35%	1.42%	1.61%	2.92%	3.04%
13-Apr-25	53,485,291.96	12.222084	0.41%	1.49%	1.59%	2.99%	3.04%
12-Apr-25	53,478,782.05	12.220596	1.00%	1.60%	1.48%	2.98%	3.04%
11-Apr-25	53,472,205.37	12.219093	1.03%	2.29%	1.47%	2.97%	3.03%
10-Apr-25	53,252,303.86	12.180758	-2.81%	-0.44%	0.24%	2.33%	2.71%
9-Apr-25	53,885,189.11	12.224667	0.34%	1.84%	1.68%	3.10%	3.09%
8-Apr-25	55,306,862.08	12.224104	0.29%	1.89%	1.76%	3.11%	3.07%
7-Apr-25	55,318,513.74	12.223387	0.36%	1.77%	1.77%	3.11%	3.07%
6-Apr-25	55,057,197.09	12.212855	-0.55%	1.20%	1.48%	2.95%	2.99%
5-Apr-25	55,050,288.39	12.211322	-0.69%	1.08%	1.48%	2.94%	2.99%
4-Apr-25	55,043,379.50	12.209789	0.27%	1.46%	1.48%	2.93%	2.98%
3-Apr-25	54,820,991.74	12.208860	0.20%	1.26%	1.50%	2.94%	2.99%
2-Apr-25	56,360,603.62	12.208647	0.18%	1.32%	1.47%	2.96%	2.99%
1-Apr-25	56,672,156.86	12.208690	0.28%	1.40%	1.40%	2.97%	2.99%
31-Mar-25	54,089,494.19	12.207885	0.35%	1.04%	1.42%	3.03%	3.00%
30-Mar-25	56,505,572.17	12.222697	1.69%	1.69%	1.88%	3.30%	3.13%
29-Mar-25	56,499,133.00	12.221304	1.88%	1.49%	2.54%	3.29%	3.13%
28-Mar-25	56,492,693.83	12.219911	1.87%	1.42%	2.56%	3.20%	3.12%
27-Mar-25	56,461,229.88	12.215319	0.81%	1.19%	2.39%	3.11%	3.09%
26-Mar-25	56,522,810.41	12.216274	1.15%	1.30%	2.48%	3.14%	3.11%
25-Mar-25	56,405,864.69	12.168647	-3.39%	-1.02%	0.89%	2.41%	2.71%
24-Mar-25	56,399,233.00	12.165289	-3.58%	-1.07%	0.73%	2.37%	2.69%
23-Mar-25	56,368,464.63	12.163931	-3.57%	-0.58%	0.72%	2.27%	2.68%
22-Mar-25	56,361,934.76	12.162522	-3.71%	-0.64%	0.62%	2.27%	2.68%
21-Mar-25	56,355,404.73	12.161113	12.50%	-0.64%	0.25%	2.29%	2.68%
20-Mar-25	56,286,706.77	12.160382	-4.09%	-0.67%	0.27%	2.29%	2.71%
19-Mar-25	54,221,585.06	12.216161	1.45%	2.19%	2.17%	3.25%	3.18%
18-Mar-25	55,470,340.98	12.225486	2.17%	2.72%	1.83%	3.39%	3.27%
17-Mar-25	55,537,314.18	12.216587	1.43%	2.22%	2.27%	3.19%	3.20%
16-Mar-25	55,573,226.28	12.220782	2.00%	2.37%	2.39%	3.17%	3.25%
15-Mar-25	55,566,834.10	12.219376	2.48%	2.23%	2.16%	3.19%	3.25%
14-Mar-25	55,560,441.76	12.217971	2.56%	2.16%	2.12%	3.25%	3.24%
13-Mar-25	55,496,835.09	12.210642	2.18%	1.71%	1.92%	3.15%	3.19%
12-Mar-25	55,688,613.26	12.208850	3.51%	1.69%	1.90%	3.14%	3.18%
11-Mar-25	55,667,547.71	12.209369	1.98%	1.78%	2.75%	3.32%	3.19%
10-Mar-25	54,410,569.38	12.221258	3.32%	2.33%	3.05%	3.55%	3.30%
9-Mar-25	54,563,778.87	12.221188	3.46%	2.47%	3.12%	3.59%	3.30%
8-Mar-25	54,557,436.41	12.219768	3.16%	2.46%	2.89%	3.70%	3.30%
7-Mar-25	54,551,093.37	12.218347	2.94%	2.49%	2.51%	3.75%	3.30%
6-Mar-25	54,498,534.34	12.218297	2.85%	2.56%	2.55%	3.77%	3.31%
5-Mar-25	53,449,046.83	12.207081	2.64%	2.08%	2.22%	3.60%	3.22%
4-Mar-25	53,570,250.99	12.206829	2.30%	2.14%	2.46%	3.61%	3.23%
3-Mar-25	56,546,181.05	12.206857	2.45%	2.10%	2.28%	3.62%	3.24%

Fecha	Patrimonio neto del Fondo	Valor Cuota	Rentabilidad				
			30 días	60 días	90 días	180 días	365 días
2-Mar-25	56,446,543.44	12.205886	2.51%	1.94%	2.34%	3.62%	3.24%
1-Mar-25	56,439,721.91	12.204411	1.73%	1.94%	2.32%	3.60%	3.24%
28-Feb-25	56,432,833.74	12.202922	1.37%	1.80%	2.29%	3.58%	3.24%
27-Feb-25	56,336,160.07	12.202622	1.10%	2.85%	2.32%	3.59%	3.24%
26-Feb-25	56,330,086.45	12.201306	0.97%	2.88%	2.32%	3.59%	3.23%
25-Feb-25	56,218,202.73	12.207202	1.57%	3.27%	2.55%	3.68%	3.29%
24-Feb-25	54,973,060.84	12.204716	1.44%	3.14%	2.49%	3.62%	3.28%
23-Feb-25	55,004,900.62	12.202629	1.35%	2.96%	3.46%	3.59%	3.27%
22-Feb-25	54,998,385.48	12.201183	1.44%	2.95%	3.48%	3.55%	3.27%
21-Feb-25	54,991,742.78	12.199710	2.42%	2.80%	3.51%	3.53%	3.26%
20-Feb-25	51,652,352.47	12.199767	2.44%	2.31%	3.55%	3.54%	3.27%
19-Feb-25	53,259,760.88	12.037449	-13.64%	-5.75%	-1.85%	0.82%	1.91%
18-Feb-25	54,444,010.06	12.201368	2.76%	2.51%	4.15%	3.59%	3.31%
17-Feb-25	54,332,603.22	12.201660	2.92%	1.55%	4.20%	3.91%	3.29%
16-Feb-25	54,235,703.56	12.203713	3.26%	2.75%	4.30%	3.96%	3.32%
15-Feb-25	54,229,129.77	12.202233	3.01%	2.65%	4.34%	3.95%	3.32%
14-Feb-25	54,222,514.63	12.200745	2.73%	2.31%	4.32%	3.93%	3.31%
13-Feb-25	54,087,500.33	12.194568	1.97%	2.01%	4.15%	3.85%	3.27%
12-Feb-25	54,083,330.93	12.192340	1.77%	1.96%	4.12%	3.83%	3.26%
11-Feb-25	53,932,613.38	12.188777	1.23%	1.85%	3.94%	3.78%	3.24%
10-Feb-25	53,513,909.03	12.173737	-0.13%	2.34%	6.99%	3.18%	3.12%
9-Feb-25	53,521,290.90	12.189497	1.58%	2.97%	5.20%	3.44%	3.27%
8-Feb-25	53,514,709.57	12.187998	1.34%	3.01%	5.13%	3.49%	3.26%
7-Feb-25	53,508,126.00	12.186498	1.48%	2.66%	4.07%	3.46%	3.26%
6-Feb-25	53,466,708.07	12.188141	1.76%	2.25%	4.17%	3.50%	3.30%
5-Feb-25	53,508,064.95	12.188906	2.03%	2.35%	4.24%	3.53%	3.31%
4-Feb-25	54,028,431.91	12.189772	2.27%	2.46%	4.28%	3.56%	3.32%
3-Feb-25	53,775,298.71	12.180672	1.52%	2.37%	4.01%	3.39%	3.25%
2-Feb-25	53,570,588.07	12.183805	1.98%	2.26%	4.13%	3.42%	3.28%
1-Feb-25	53,564,015.43	12.182310	1.74%	2.32%	3.92%	3.63%	3.28%
31-Jan-25	53,557,390.45	12.180804	1.37%	2.30%	3.91%	3.72%	3.28%
30-Jan-25	53,670,317.23	12.187058	2.15%	2.64%	4.17%	3.85%	3.34%
29-Jan-25	53,906,449.22	12.189165	2.23%	2.81%	4.28%	3.90%	3.36%
28-Jan-25	53,248,724.27	12.191556	4.58%	3.00%	3.83%	3.65%	3.38%
27-Jan-25	52,628,302.16	12.191574	4.78%	3.04%	3.47%	3.42%	3.39%
26-Jan-25	52,465,534.92	12.191484	4.97%	3.07%	4.26%	3.83%	3.40%
25-Jan-25	52,460,494.14	12.190313	4.84%	4.57%	4.22%	3.53%	3.39%
24-Jan-25	52,455,453.37	12.189141	4.56%	4.62%	3.80%	3.51%	3.39%
23-Jan-25	52,476,591.13	12.186803	4.45%	4.61%	3.75%	3.48%	3.38%
22-Jan-25	49,741,352.80	12.175536	3.18%	4.11%	3.39%	3.30%	3.29%
21-Jan-25	52,367,674.93	12.175300	2.18%	4.16%	3.43%	3.24%	3.30%
20-Jan-25	52,361,742.65	12.173921	2.16%	4.85%	6.17%	3.16%	3.30%
19-Jan-25	52,163,271.14	12.173772	2.26%	4.89%	4.27%	3.17%	3.30%
18-Jan-25	52,157,500.91	12.172425	0.19%	4.88%	4.34%	3.20%	3.30%
17-Jan-25	52,151,730.54	12.171079	2.24%	4.94%	4.31%	3.21%	3.30%
16-Jan-25	52,164,784.53	12.172165	2.29%	5.04%	4.39%	3.24%	3.31%
15-Jan-25	52,577,302.12	12.173428	1.89%	5.16%	4.47%	3.28%	3.33%
14-Jan-25	52,788,343.94	12.174819	2.04%	5.30%	4.53%	3.48%	3.35%
13-Jan-25	52,457,804.76	12.174646	2.15%	5.20%	4.18%	3.72%	3.36%
12-Jan-25	52,067,692.91	12.176436	2.46%	10.62%	4.41%	3.77%	3.38%
11-Jan-25	52,061,839.80	12.175067	4.81%	7.08%	4.38%	3.76%	3.38%

Fecha	Patrimonio neto del Fondo	Valor Cuota	Rentabilidad				
			30 días	60 días	90 días	180 días	365 días
10-Jan-25	52,055,986.52	12.173699	4.36%	6.98%	4.36%	3.75%	3.38%
9-Jan-25	51,903,896.92	12.174612	4.68%	5.51%	4.43%	3.78%	3.40%
8-Jan-25	51,619,968.23	12.171699	3.84%	5.43%	4.37%	3.75%	3.38%
7-Jan-25	51,595,608.99	12.170562	2.74%	5.44%	4.36%	3.74%	3.38%
6-Jan-25	51,478,457.85	12.168556	2.66%	5.36%	4.33%	3.73%	3.37%
5-Jan-25	51,472,040.37	12.167039	2.64%	5.33%	4.32%	3.72%	3.36%
4-Jan-25	51,465,622.74	12.165522	3.22%	5.27%	4.30%	3.71%	3.36%
3-Jan-25	51,459,204.95	12.164005	2.54%	4.96%	4.28%	3.70%	3.39%
2-Jan-25	51,457,210.64	12.164935	2.91%	5.07%	4.35%	3.74%	3.37%
1-Jan-25	51,326,432.51	12.167054	3.21%	5.24%	4.47%	3.79%	3.39%
31-Dec-24	51,320,123.78	12.165558	3.13%	5.24%	4.45%	3.78%	3.39%
30-Dec-24	51,104,190.17	12.166833	3.38%	4.51%	4.63%	3.82%	3.41%
29-Dec-24	50,860,749.44	12.145813	1.40%	2.91%	3.95%	3.55%	3.24%
28-Dec-24	50,852,619.22	12.143871	1.29%	3.99%	3.92%	3.54%	3.23%
27-Dec-24	50,844,488.80	12.141929	1.18%	3.89%	3.71%	3.52%	3.22%
26-Dec-24	47,782,786.95	12.141986	4.29%	3.32%	3.75%	3.54%	3.43%
25-Dec-24	50,439,792.45	12.143579	4.66%	3.44%	3.83%	3.58%	3.48%
24-Dec-24	50,434,843.42	12.142387	4.76%	3.42%	3.94%	3.55%	3.48%
23-Dec-24	50,435,740.69	12.143812	5.03%	3.56%	4.02%	3.63%	3.50%
22-Dec-24	50,393,279.71	12.153529	6.14%	8.22%	4.20%	3.81%	3.59%
21-Dec-24	50,388,349.99	12.152340	7.52%	5.33%	4.20%	3.80%	3.58%
20-Dec-24	50,383,420.16	12.151151	7.50%	5.44%	4.24%	3.79%	3.58%
19-Dec-24	50,254,128.22	12.170553	9.56%	6.44%	4.93%	4.14%	3.75%
18-Dec-24	50,253,216.52	12.148717	7.62%	5.40%	4.23%	3.78%	3.57%
17-Dec-24	50,158,193.16	12.149305	7.77%	5.48%	4.21%	3.80%	3.58%
16-Dec-24	50,474,029.52	12.154560	8.43%	5.78%	4.29%	3.91%	3.63%
15-Dec-24	50,238,619.50	12.154397	8.54%	5.24%	4.10%	3.92%	3.64%
14-Dec-24	50,233,375.85	12.153128	8.24%	5.43%	4.14%	3.91%	3.64%
13-Dec-24	50,228,132.07	12.151860	18.75%	5.40%	4.28%	3.93%	3.63%
12-Dec-24	50,098,078.92	12.127076	9.30%	4.19%	3.48%	3.52%	3.43%
11-Dec-24	50,548,337.70	12.130181	9.56%	4.40%	3.62%	3.59%	3.46%
10-Dec-24	50,241,716.15	12.127975	6.32%	4.34%	3.89%	3.57%	3.46%
9-Dec-24	50,392,775.86	12.133448	7.01%	4.67%	4.13%	3.67%	3.80%
8-Dec-24	50,298,674.52	12.143205	8.12%	5.22%	4.54%	3.85%	3.89%
7-Dec-24	50,293,559.26	12.141970	8.03%	5.21%	4.77%	3.87%	3.89%
6-Dec-24	50,288,444.04	12.140735	8.00%	5.20%	4.88%	3.82%	3.90%
5-Dec-24	50,005,353.31	12.133362	7.30%	4.88%	4.67%	3.72%	3.84%
4-Dec-24	50,107,751.19	12.138671	7.37%	5.20%	4.89%	3.82%	3.90%
3-Dec-24	50,598,141.58	12.135953	7.22%	5.13%	4.81%	3.79%	3.88%
2-Dec-24	50,578,181.72	12.135003	7.25%	5.12%	4.80%	3.79%	3.89%
1-Dec-24	50,711,194.96	12.134337	7.32%	5.30%	4.82%	3.80%	3.89%
30-Nov-24	50,706,140.03	12.133128	5.61%	5.29%	4.80%	3.79%	3.89%
29-Nov-24	50,700,705.62	12.131827	4.41%	5.27%	4.75%	3.79%	3.89%
28-Nov-24	50,858,081.10	12.130968	6.69%	5.02%	4.76%	3.79%	3.88%
27-Nov-24	48,252,855.85	12.130191	6.60%	5.02%	4.77%	3.79%	3.88%
26-Nov-24	50,933,034.24	12.099372	2.35%	3.51%	3.71%	3.28%	3.63%
25-Nov-24	51,047,394.58	12.097255	2.21%	3.63%	3.61%	3.26%	3.62%
24-Nov-24	50,966,157.17	12.095051	2.07%	3.57%	3.54%	3.25%	3.61%
23-Nov-24	50,960,864.33	12.093795	2.08%	3.27%	3.47%	3.24%	3.60%
22-Nov-24	50,955,571.06	12.092539	10.24%	3.27%	3.43%	3.23%	3.60%
21-Nov-24	50,767,411.20	12.077720	3.12%	2.64%	2.96%	2.99%	3.50%

Fecha	Patrimonio neto del Fondo	Valor Cuota	Rentabilidad				
			30 días	60 días	90 días	180 días	365 días
20-Nov-24	50,432,624.38	12.076678	3.35%	2.65%	2.96%	2.99%	3.50%
19-Nov-24	50,471,167.90	12.075621	3.30%	2.65%	2.93%	2.95%	3.50%
18-Nov-24	50,457,974.83	12.073103	3.15%	2.46%	3.47%	2.93%	3.49%
17-Nov-24	50,327,917.71	12.072173	3.17%	2.26%	3.47%	2.93%	3.49%
16-Nov-24	50,322,826.23	12.070952	3.10%	1.94%	3.45%	2.93%	3.49%
15-Nov-24	50,317,560.81	12.069689	1.93%	1.99%	3.43%	2.92%	3.49%
14-Nov-24	50,602,382.37	12.071363	2.60%	2.34%	3.52%	2.97%	3.51%
13-Nov-24	50,978,899.76	11.967476	-7.83%	-2.86%	0.03%	1.22%	2.63%
12-Nov-24	51,136,000.90	12.035097	-0.91%	0.62%	2.36%	2.39%	3.21%
11-Nov-24	51,010,125.52	12.035624	-0.75%	1.16%	1.68%	2.42%	3.23%
10-Nov-24	50,918,254.01	12.065308	2.36%	2.75%	2.68%	2.91%	3.49%
9-Nov-24	50,912,672.30	12.063986	2.32%	2.80%	2.79%	2.90%	3.49%
8-Nov-24	50,907,092.11	12.062663	2.30%	3.14%	2.72%	2.90%	3.86%
7-Nov-24	50,914,342.14	12.062348	2.37%	3.35%	2.75%	2.91%	3.49%
6-Nov-24	50,700,969.64	12.061422	2.39%	3.36%	2.75%	2.91%	3.49%
5-Nov-24	50,774,405.36	12.061010	2.44%	3.40%	2.76%	2.92%	3.50%
4-Nov-24	50,803,710.40	12.065614	3.02%	3.65%	2.88%	3.02%	3.54%
3-Nov-24	50,798,405.64	12.064354	3.02%	3.62%	2.80%	3.02%	3.54%
2-Nov-24	50,793,017.32	12.063075	2.98%	3.61%	3.23%	3.01%	3.54%
1-Nov-24	50,787,381.25	12.061736	3.26%	3.58%	3.41%	3.03%	3.54%
31-Oct-24	50,954,121.08	12.077394	4.94%	4.37%	3.98%	3.31%	3.68%
30-Oct-24	50,968,951.09	12.088017	6.11%	4.96%	4.38%	3.51%	3.78%
29-Oct-24	51,302,932.43	12.064658	3.33%	3.83%	3.01%	3.13%	3.59%
28-Oct-24	48,621,352.00	12.064741	3.43%	3.81%	2.54%	3.15%	3.60%
27-Oct-24	51,349,305.45	12.076075	4.67%	4.34%	3.74%	3.37%	3.70%
26-Oct-24	51,345,930.78	12.075281	5.04%	4.31%	3.16%	3.36%	3.70%
25-Oct-24	51,342,555.78	12.074487	5.05%	4.22%	3.13%	3.36%	3.70%
24-Oct-24	51,523,126.73	12.073148	4.46%	4.16%	3.11%	3.35%	3.70%
23-Oct-24	51,150,997.87	11.991585	-3.67%	0.07%	0.37%	1.98%	3.01%
22-Oct-24	51,153,388.41	12.046805	2.15%	2.93%	2.14%	2.93%	3.49%
21-Oct-24	50,793,099.35	12.043483	1.93%	2.76%	1.90%	2.89%	3.49%
20-Oct-24	50,737,094.31	12.042994	2.00%	3.68%	1.91%	2.90%	3.50%
19-Oct-24	50,732,435.61	12.041888	1.76%	3.66%	1.99%	2.88%	3.50%
18-Oct-24	50,727,775.84	12.040782	1.35%	3.64%	2.00%	2.90%	3.50%
17-Oct-24	50,732,889.38	12.040236	0.77%	3.64%	2.02%	2.91%	3.49%
16-Oct-24	50,725,155.48	12.050567	2.06%	4.22%	2.41%	3.10%	3.59%
15-Oct-24	50,111,437.92	12.045593	2.08%	4.02%	2.59%	3.00%	3.69%
14-Oct-24	50,254,507.24	12.044977	2.13%	4.04%	3.04%	3.00%	3.55%
13-Oct-24	51,767,489.42	12.044143	2.16%	2.95%	3.04%	3.09%	3.55%
12-Oct-24	51,762,843.57	12.043063	3.07%	2.89%	3.04%	3.07%	3.55%
11-Oct-24	51,758,197.61	12.041982	3.13%	3.06%	3.02%	3.07%	3.55%
10-Oct-24	49,499,136.92	12.040980	3.27%	2.98%	3.02%	3.07%	3.55%
9-Oct-24	49,944,279.23	12.039935	3.98%	2.98%	3.02%	3.07%	3.55%
8-Oct-24	50,453,285.77	12.038863	4.32%	2.98%	3.02%	3.07%	3.52%
7-Oct-24	50,331,984.84	12.037799	4.33%	2.97%	3.02%	3.06%	3.49%
6-Oct-24	50,384,352.75	12.036879	4.35%	2.86%	3.02%	3.05%	3.49%
5-Oct-24	50,379,434.16	12.035704	4.27%	2.75%	3.01%	3.00%	3.48%
4-Oct-24	50,374,515.45	12.034529	4.21%	3.39%	3.01%	3.00%	3.44%
3-Oct-24	49,761,281.90	12.033639	4.23%	3.69%	3.01%	3.00%	3.45%
2-Oct-24	47,001,853.28	12.029455	3.88%	3.53%	2.91%	2.95%	3.37%
1-Oct-24	49,367,127.47	12.028556	3.78%	3.54%	2.91%	2.95%	3.37%

Fecha	Patrimonio neto del Fondo	Valor Cuota	Rentabilidad				
			30 días	60 días	90 días	180 días	365 días
30-Sep-24	49,286,113.09	12.027623	3.80%	2.64%	2.92%	2.95%	3.37%
29-Sep-24	49,306,149.12	12.031746	4.32%	2.14%	3.23%	3.03%	3.41%
28-Sep-24	49,302,409.25	12.030834	4.18%	3.31%	3.24%	3.03%	3.41%
27-Sep-24	49,298,692.63	12.029927	3.99%	2.44%	3.24%	3.04%	3.49%
26-Sep-24	49,268,475.05	12.025513	3.58%	2.21%	3.12%	2.98%	3.45%
25-Sep-24	48,980,417.78	12.024549	3.38%	2.20%	3.11%	2.98%	3.45%
24-Sep-24	48,655,093.75	12.029060	3.84%	2.46%	3.25%	3.07%	3.50%
23-Sep-24	48,650,395.47	12.027898	3.83%	2.24%	3.32%	3.07%	3.50%
22-Sep-24	49,970,214.25	12.025540	3.70%	1.94%	3.27%	3.03%	3.49%
21-Sep-24	49,965,412.93	12.024385	3.59%	1.91%	3.25%	3.02%	3.49%
20-Sep-24	49,960,611.49	12.023229	5.34%	2.04%	3.24%	3.02%	3.49%
19-Sep-24	49,989,758.76	12.024503	5.56%	2.17%	3.31%	3.06%	3.51%
18-Sep-24	49,857,276.37	12.027457	5.93%	2.38%	3.44%	3.12%	3.54%
17-Sep-24	49,860,325.18	12.032620	6.51%	2.70%	3.64%	3.23%	3.60%
16-Sep-24	49,992,058.28	12.030241	6.38%	3.11%	3.59%	3.26%	3.58%
15-Sep-24	49,982,435.37	12.025031	5.95%	3.55%	3.44%	3.18%	3.55%
14-Sep-24	49,977,958.45	12.023954	5.95%	3.54%	3.43%	3.18%	3.55%
13-Sep-24	49,973,125.18	12.022791	3.73%	3.52%	3.46%	3.18%	3.54%
12-Sep-24	49,861,201.36	12.012718	2.70%	3.05%	3.15%	3.02%	3.46%
11-Sep-24	49,505,567.40	12.011049	2.98%	3.01%	3.13%	3.01%	3.46%
10-Sep-24	49,771,062.23	12.008672	2.69%	2.95%	3.08%	2.99%	3.45%
9-Sep-24	49,886,289.25	12.000684	1.98%	2.59%	2.83%	2.87%	3.39%
8-Sep-24	49,934,301.88	11.996268	1.63%	2.41%	2.71%	2.81%	3.36%
7-Sep-24	49,929,499.60	11.995114	1.60%	2.40%	2.75%	2.79%	3.36%
6-Sep-24	49,924,697.35	11.993961	1.37%	2.39%	2.65%	2.79%	3.35%
5-Sep-24	49,868,265.83	11.993571	1.21%	2.42%	2.67%	2.80%	3.35%
4-Sep-24	49,953,397.88	11.993017	2.56%	2.45%	2.69%	2.81%	3.36%
3-Sep-24	48,457,406.80	11.991905	3.13%	2.45%	2.68%	2.81%	3.36%
2-Sep-24	51,032,810.11	11.991247	3.17%	2.47%	2.69%	2.81%	3.36%
1-Sep-24	51,004,315.66	11.991321	3.29%	2.53%	2.72%	2.83%	3.37%
31-Aug-24	50,999,553.45	11.990201	1.47%	2.73%	2.72%	2.83%	3.37%
30-Aug-24	50,995,058.56	11.989145	-0.04%	2.73%	2.71%	2.84%	3.36%
29-Aug-24	50,665,933.72	11.989610	2.43%	2.80%	2.76%	2.86%	3.37%
28-Aug-24	49,996,994.73	11.990619	0.89%	2.90%	2.84%	2.90%	3.39%
27-Aug-24	50,100,019.59	11.990259	0.84%	2.92%	2.85%	2.91%	3.39%
26-Aug-24	49,432,519.18	11.991263	1.02%	2.95%	2.92%	2.94%	3.37%
25-Aug-24	49,518,362.00	11.991229	1.09%	3.10%	2.95%	2.96%	3.37%
24-Aug-24	49,514,007.76	11.990175	0.66%	3.10%	2.94%	2.95%	3.37%
23-Aug-24	49,509,653.39	11.989120	0.18%	3.07%	2.94%	2.95%	3.46%
22-Aug-24	49,186,819.13	11.989049	0.24%	3.11%	2.97%	2.97%	3.47%
21-Aug-24	49,284,542.42	11.970671	-1.26%	2.22%	2.37%	2.67%	3.32%
20-Aug-24	50,128,587.86	11.969850	-1.20%	2.22%	2.30%	2.67%	3.31%
19-Aug-24	50,309,014.84	11.969113	-1.17%	2.22%	2.31%	2.68%	3.32%
18-Aug-24	50,205,360.11	11.968561	-1.12%	2.24%	2.33%	2.69%	3.32%
17-Aug-24	50,201,047.94	11.967533	-0.16%	2.23%	2.33%	2.69%	3.32%
16-Aug-24	50,196,731.79	11.966504	1.14%	2.21%	2.33%	2.64%	3.31%
15-Aug-24	50,192,419.41	11.965476	1.13%	2.27%	2.33%	2.64%	3.31%
14-Aug-24	50,224,633.47	11.986032	3.31%	3.37%	3.07%	3.02%	3.50%
13-Aug-24	49,916,847.94	11.986081	3.39%	3.42%	3.11%	3.04%	3.50%
12-Aug-24	50,119,825.98	11.981674	3.04%	3.24%	2.99%	2.98%	3.47%
11-Aug-24	50,051,316.58	11.982222	3.21%	3.30%	2.98%	3.01%	3.49%

Fecha	Patrimonio neto del Fondo	Valor Cuota	Rentabilidad				
			30 días	60 días	90 días	180 días	365 días
10-Aug-24	50,047,076.03	11.981207	3.20%	3.29%	2.98%	3.01%	3.48%
9-Aug-24	50,042,835.38	11.980192	3.19%	3.36%	2.98%	3.01%	3.48%
8-Aug-24	47,391,519.17	11.979384	3.21%	3.23%	2.99%	3.01%	3.48%
7-Aug-24	50,003,046.13	11.980512	3.42%	3.34%	3.07%	3.05%	3.50%
6-Aug-24	50,043,623.75	11.981616	3.64%	3.45%	3.14%	3.09%	3.52%
5-Aug-24	49,982,329.95	11.967791	2.34%	2.79%	2.70%	2.91%	3.40%
4-Aug-24	49,888,207.98	11.961120	1.77%	2.49%	2.51%	2.80%	3.35%
3-Aug-24	49,883,711.27	11.960042	1.77%	2.49%	2.51%	2.79%	3.35%
2-Aug-24	49,879,213.48	11.958963	1.76%	2.48%	2.55%	2.77%	3.35%
1-Aug-24	49,840,572.35	11.975749	4.00%	3.38%	3.15%	3.08%	3.50%
31-Jul-24	49,822,245.96	11.989561	5.50%	4.14%	3.66%	3.33%	3.63%
30-Jul-24	49,654,273.44	11.965740	3.17%	2.98%	2.88%	2.95%	3.43%
29-Jul-24	49,519,445.68	11.981838	4.90%	3.84%	3.47%	3.24%	3.60%
28-Jul-24	49,164,117.78	11.981999	5.00%	3.90%	3.53%	3.25%	3.60%
27-Jul-24	49,161,082.64	11.981259	4.89%	3.92%	3.51%	3.24%	3.60%
26-Jul-24	49,158,047.63	11.980519	5.12%	3.92%	3.51%	3.24%	3.58%
25-Jul-24	49,328,590.91	11.983675	5.54%	4.13%	3.65%	3.31%	3.62%
24-Jul-24	49,455,554.40	11.987350	5.96%	4.36%	3.81%	3.39%	3.65%
23-Jul-24	49,682,700.91	11.986654	5.98%	4.37%	3.81%	3.39%	3.65%
22-Jul-24	49,762,310.23	11.983040	5.69%	4.12%	3.71%	3.34%	3.63%
21-Jul-24	49,802,183.49	11.981675	5.64%	4.11%	3.70%	3.34%	3.63%
20-Jul-24	49,797,690.01	11.980594	5.62%	4.10%	3.67%	3.34%	3.63%
19-Jul-24	49,793,197.38	11.979513	5.60%	4.10%	3.70%	3.34%	3.62%
18-Jul-24	49,931,066.39	11.969136	4.63%	3.63%	3.38%	3.17%	3.53%
17-Jul-24	49,849,288.71	11.955347	3.28%	2.98%	2.95%	2.95%	3.47%
16-Jul-24	49,937,419.56	11.954446	3.41%	2.99%	2.89%	2.95%	3.47%
15-Jul-24	49,889,257.66	11.953573	3.42%	3.00%	2.89%	2.96%	3.48%
14-Jul-24	49,816,008.96	11.952872	3.44%	3.02%	3.06%	2.96%	3.48%
13-Jul-24	49,811,847.64	11.951874	3.44%	2.92%	3.02%	2.96%	3.48%
12-Jul-24	49,807,366.93	11.950799	3.39%	2.92%	3.02%	2.96%	3.48%
11-Jul-24	49,609,399.47	11.949870	3.39%	2.92%	3.02%	2.96%	3.53%
10-Jul-24	49,835,554.03	11.948926	3.52%	2.93%	3.03%	2.96%	3.50%
9-Jul-24	47,166,944.16	11.947947	3.26%	2.94%	3.03%	2.97%	3.46%
8-Jul-24	49,856,287.08	11.946992	3.26%	2.94%	3.01%	2.97%	3.43%
7-Jul-24	49,774,716.23	11.945951	3.25%	2.94%	2.98%	2.97%	3.42%
6-Jul-24	49,770,232.42	11.944875	3.24%	2.94%	2.90%	2.96%	3.42%
5-Jul-24	49,765,748.51	11.943799	3.22%	2.94%	2.90%	2.96%	3.38%
4-Jul-24	49,607,149.69	11.942757	3.21%	2.99%	2.90%	2.96%	3.38%
3-Jul-24	50,228,316.12	11.941742	3.20%	2.99%	2.90%	2.96%	3.37%
2-Jul-24	50,091,541.03	11.936660	2.77%	2.78%	2.76%	2.96%	3.34%
1-Jul-24	50,080,305.35	11.935618	2.78%	2.78%	2.76%	2.87%	3.33%
30-Jun-24	50,014,501.62	11.934602	2.78%	2.78%	2.73%	2.87%	3.33%
29-Jun-24	50,011,121.93	11.933796	2.78%	2.83%	2.74%	2.88%	3.34%
28-Jun-24	50,007,634.94	11.932964	2.80%	2.80%	2.76%	2.88%	3.39%
27-Jun-24	49,667,233.87	11.933314	2.94%	2.85%	2.80%	2.90%	3.40%
26-Jun-24	49,831,276.43	11.930349	2.72%	2.75%	2.73%	2.86%	3.38%
25-Jun-24	50,075,149.69	11.929390	2.71%	2.74%	2.73%	2.86%	3.38%
24-Jun-24	50,150,887.35	11.928934	2.75%	2.75%	2.74%	3.28%	3.39%
23-Jun-24	50,151,902.81	11.928068	2.76%	2.74%	2.73%	3.33%	3.39%
22-Jun-24	50,148,334.96	11.927220	2.54%	2.76%	2.71%	3.34%	3.39%
21-Jun-24	50,144,675.36	11.926349	2.56%	2.73%	2.72%	3.34%	3.39%

Fecha	Patrimonio neto del Fondo	Valor Cuota	Rentabilidad				
			30 días	60 días	90 días	180 días	365 días
20-Jun-24	50,479,456.55	11.925547	2.58%	2.79%	2.72%	3.33%	3.46%
19-Jun-24	51,232,776.18	11.924649	2.60%	2.79%	2.73%	3.33%	3.46%
18-Jun-24	51,730,661.60	11.923762	2.62%	2.80%	2.73%	3.32%	3.46%
17-Jun-24	52,444,231.74	11.923166	2.67%	2.73%	2.85%	3.33%	3.46%
16-Jun-24	52,627,787.89	11.921021	2.56%	2.66%	2.79%	3.30%	3.45%
15-Jun-24	52,623,660.66	11.920086	2.57%	2.90%	2.80%	3.30%	3.45%
14-Jun-24	52,619,533.32	11.919151	2.59%	2.85%	2.80%	3.30%	3.45%
13-Jun-24	50,118,425.01	11.918190	2.40%	2.85%	2.81%	3.30%	3.44%
12-Jun-24	52,567,888.67	11.917621	2.45%	2.88%	2.82%	3.30%	3.44%
11-Jun-24	52,447,189.71	11.916678	2.45%	2.88%	2.83%	3.30%	3.44%
10-Jun-24	52,573,425.35	11.914442	2.33%	2.82%	2.79%	3.28%	3.42%
9-Jun-24	53,139,904.69	11.916020	2.60%	2.92%	2.88%	3.32%	3.45%
8-Jun-24	53,135,640.32	11.915063	2.61%	2.89%	2.83%	3.33%	3.45%
7-Jun-24	53,131,375.68	11.914107	2.62%	2.77%	2.84%	3.90%	3.43%
6-Jun-24	53,134,192.42	11.913193	2.63%	2.78%	2.84%	3.90%	3.43%
5-Jun-24	53,324,926.45	11.912274	2.64%	2.78%	2.85%	3.90%	3.42%
4-Jun-24	53,345,225.98	11.911346	2.76%	2.79%	2.85%	3.93%	3.41%
3-Jun-24	53,131,328.19	11.910432	2.77%	2.80%	2.86%	3.93%	3.41%
2-Jun-24	53,145,921.36	11.909520	2.79%	2.80%	2.86%	3.93%	3.41%
1-Jun-24	53,141,096.36	11.908439	2.77%	2.76%	2.87%	3.93%	3.41%
31-May-24	53,136,271.23	11.907357	2.77%	2.75%	2.87%	3.93%	3.40%
30-May-24	52,873,842.36	11.906628	2.87%	2.78%	2.88%	3.94%	3.39%
29-May-24	52,869,245.06	11.905592	2.79%	2.78%	2.88%	3.94%	3.49%
28-May-24	52,848,592.19	11.904537	2.76%	2.77%	2.88%	3.94%	3.59%
27-May-24	53,120,546.15	11.903764	2.77%	2.77%	2.88%	3.93%	3.56%
26-May-24	53,177,396.05	11.902880	2.77%	2.78%	2.88%	3.93%	3.56%
25-May-24	53,173,416.45	11.901989	2.74%	2.75%	2.88%	3.93%	3.56%
24-May-24	53,169,436.75	11.901098	2.72%	2.72%	2.89%	3.93%	3.55%
23-May-24	53,044,837.65	11.902410	2.98%	2.85%	2.96%	3.97%	3.62%
22-May-24	53,188,735.99	11.901354	2.89%	2.84%	2.96%	3.97%	3.61%
21-May-24	53,120,631.42	11.900293	2.99%	2.84%	2.95%	3.97%	3.61%
20-May-24	53,143,572.80	11.899220	2.98%	2.83%	2.96%	4.01%	3.63%
19-May-24	53,264,694.12	11.898137	2.98%	2.98%	2.95%	4.00%	3.63%
18-May-24	53,259,984.50	11.897085	2.79%	2.96%	2.96%	4.00%	3.63%
17-May-24	53,255,130.20	11.896001	2.76%	2.96%	2.87%	4.00%	3.58%
16-May-24	53,231,177.29	11.894937	3.23%	2.96%	2.87%	4.00%	3.57%
15-May-24	50,859,120.31	11.893839	3.10%	2.96%	2.87%	4.00%	3.58%
14-May-24	52,697,056.36	11.894747	3.30%	3.06%	2.93%	4.03%	3.57%
13-May-24	52,584,057.87	11.893716	3.30%	3.06%	2.94%	4.03%	3.73%
12-May-24	52,687,496.73	11.892696	3.31%	3.06%	2.94%	4.03%	3.73%
11-May-24	52,682,800.75	11.891636	3.31%	3.06%	2.94%	4.02%	3.73%
10-May-24	52,678,106.10	11.890576	3.23%	2.99%	2.94%	4.02%	3.70%
9-May-24	52,601,565.65	11.889547	3.16%	2.99%	2.94%	4.02%	3.68%
8-May-24	52,657,220.67	11.888535	2.92%	3.00%	2.95%	4.02%	3.66%
7-May-24	52,700,780.31	11.887512	2.92%	3.00%	2.95%	4.78%	3.58%
6-May-24	52,558,805.18	11.886450	2.92%	3.00%	3.02%	4.01%	3.58%
5-May-24	52,574,094.58	11.884379	2.81%	2.95%	2.97%	4.00%	3.57%
4-May-24	52,569,527.05	11.883347	2.81%	2.95%	2.94%	4.00%	3.57%
3-May-24	52,564,851.90	11.882290	2.81%	2.95%	2.91%	4.00%	3.55%
2-May-24	56,014,782.44	11.881378	2.74%	2.96%	2.91%	4.00%	3.54%
1-May-24	53,070,654.56	11.880300	2.73%	2.96%	2.91%	4.00%	3.54%

Fecha	Patrimonio neto del Fondo	Valor Cuota	Rentabilidad				
			30 días	60 días	90 días	180 días	365 días
30-Apr-24	52,982,577.73	11.878559	2.68%	2.93%	2.89%	3.99%	3.47%
29-Apr-24	53,092,765.93	11.878385	2.76%	2.98%	2.92%	4.00%	3.48%
28-Apr-24	53,089,153.45	11.877576	2.77%	2.98%	2.90%	4.01%	3.48%
27-Apr-24	53,085,233.67	11.876699	2.77%	2.97%	2.89%	4.00%	3.48%
26-Apr-24	53,081,314.30	11.875823	2.78%	2.97%	2.89%	4.00%	3.64%
25-Apr-24	53,180,838.60	11.875229	2.76%	3.00%	2.90%	4.01%	3.64%
24-Apr-24	53,154,290.46	11.874539	2.72%	3.01%	2.90%	4.01%	3.64%
23-Apr-24	54,964,136.36	11.873303	2.71%	2.99%	2.88%	4.01%	3.80%
22-Apr-24	55,167,613.83	11.873115	2.79%	3.03%	2.90%	4.02%	3.44%
21-Apr-24	54,535,015.90	11.871127	2.68%	2.99%	2.88%	4.01%	3.44%
20-Apr-24	54,530,449.54	11.870133	2.67%	2.99%	2.88%	4.01%	3.44%
19-Apr-24	54,525,613.95	11.869081	2.98%	3.00%	2.87%	4.05%	3.48%
18-Apr-24	53,503,623.75	11.869868	3.12%	2.95%	2.93%	4.08%	3.52%
17-Apr-24	53,894,994.48	11.869097	3.15%	2.97%	2.94%	4.08%	3.52%
16-Apr-24	55,838,518.39	11.863455	2.69%	2.73%	2.78%	4.00%	3.48%
15-Apr-24	55,545,142.93	11.863572	2.81%	2.79%	2.81%	4.00%	3.44%
14-Apr-24	55,516,587.16	11.862598	2.81%	2.80%	2.82%	4.00%	3.44%
13-Apr-24	55,511,532.71	11.861518	2.81%	2.80%	2.81%	4.27%	3.44%
12-Apr-24	55,506,478.14	11.860438	2.81%	2.80%	2.81%	3.99%	3.72%
11-Apr-24	55,554,397.34	11.859384	2.80%	2.80%	2.81%	3.99%	3.43%
10-Apr-24	55,574,624.21	11.859049	2.74%	2.84%	2.83%	4.00%	3.43%
9-Apr-24	55,491,157.93	11.858751	2.82%	2.88%	2.86%	4.00%	3.44%
8-Apr-24	55,411,279.54	11.860077	3.06%	3.01%	2.94%	4.04%	3.46%
7-Apr-24	55,345,678.53	11.859042	3.07%	3.12%	2.94%	4.03%	3.46%
6-Apr-24	55,340,834.22	11.858004	3.07%	3.09%	2.93%	3.99%	3.46%
5-Apr-24	55,335,989.71	11.856966	3.07%	3.05%	2.93%	3.91%	3.46%
4-Apr-24	55,445,598.99	11.855931	3.08%	3.00%	2.93%	3.91%	3.63%
3-Apr-24	57,484,361.06	11.854937	3.09%	3.00%	2.93%	3.91%	3.45%
2-Apr-24	57,148,380.43	11.854707	3.18%	3.05%	3.10%	3.83%	3.45%
1-Apr-24	57,707,362.56	11.853686	3.19%	3.06%	2.92%	3.85%	3.45%
31-Mar-24	57,512,405.29	11.852409	3.17%	3.04%	2.90%	3.75%	3.45%
30-Mar-24	57,508,051.73	11.851511	3.19%	3.01%	2.91%	3.75%	3.45%
29-Mar-24	57,503,697.58	11.850614	3.17%	2.98%	2.92%	3.74%	3.45%
28-Mar-24	57,499,343.21	11.849717	3.16%	2.98%	2.92%	3.74%	3.49%
27-Mar-24	57,502,039.04	11.848791	3.16%	2.98%	2.92%	3.74%	3.37%
26-Mar-24	55,729,379.66	11.848355	3.23%	3.00%	2.93%	3.90%	3.49%
25-Mar-24	57,287,094.17	11.848030	3.29%	3.02%	3.76%	3.91%	3.57%
24-Mar-24	57,647,859.96	11.846904	3.27%	3.00%	3.86%	3.90%	3.57%
23-Mar-24	57,643,357.51	11.845979	3.27%	3.02%	3.87%	3.91%	3.57%
22-Mar-24	57,638,854.94	11.845054	3.29%	3.02%	3.86%	3.92%	3.57%
21-Mar-24	57,164,603.58	11.844150	3.30%	3.02%	3.86%	3.92%	3.65%
20-Mar-24	60,663,086.61	11.840061	3.01%	2.86%	3.74%	3.86%	3.50%
19-Mar-24	57,162,049.74	11.839493	2.78%	2.88%	3.73%	3.87%	3.59%
18-Mar-24	57,084,970.82	11.838450	2.78%	2.88%	3.73%	3.87%	3.48%
17-Mar-24	56,780,533.64	11.837302	2.77%	2.87%	3.71%	3.87%	3.48%
16-Mar-24	56,775,567.99	11.836266	2.78%	2.86%	3.69%	3.87%	3.48%
15-Mar-24	56,770,602.21	11.835231	2.78%	2.86%	3.69%	3.86%	3.48%
14-Mar-24	56,678,707.51	11.834200	2.79%	2.86%	3.69%	3.86%	3.56%
13-Mar-24	56,645,334.30	11.833150	2.79%	2.85%	3.68%	3.86%	4.64%
12-Mar-24	56,714,303.10	11.832108	2.79%	2.85%	3.68%	3.85%	3.47%
11-Mar-24	56,603,498.18	11.832448	2.94%	2.93%	3.72%	3.87%	3.47%

Fecha	Patrimonio neto del Fondo	Valor Cuota	Rentabilidad				
			30 días	60 días	90 días	180 días	365 días
10-Mar-24	57,109,058.48	11.831343	2.94%	2.93%	3.71%	3.87%	3.47%
9-Mar-24	57,103,951.83	11.830285	2.94%	2.92%	3.72%	3.88%	3.47%
8-Mar-24	57,098,845.05	11.829227	3.16%	2.91%	4.86%	3.87%	3.47%
7-Mar-24	57,107,967.83	11.828168	3.11%	2.91%	4.86%	3.87%	3.47%
6-Mar-24	57,101,360.53	11.827088	3.02%	2.90%	4.85%	3.87%	3.48%
5-Mar-24	57,431,269.34	11.825990	2.91%	2.89%	4.90%	3.86%	3.43%
4-Mar-24	58,564,949.00	11.824887	2.91%	3.10%	4.89%	3.85%	3.56%
3-Mar-24	58,445,049.04	11.823817	2.91%	2.84%	4.88%	3.86%	3.56%
2-Mar-24	58,439,534.66	11.822701	2.92%	2.82%	4.87%	3.86%	3.56%
1-Mar-24	58,434,019.94	11.821585	2.90%	2.82%	4.89%	3.86%	3.56%
29-Feb-24	58,630,096.40	11.820487	2.82%	2.82%	4.89%	3.85%	3.56%
28-Feb-24	53,435,223.95	11.819770	2.78%	2.83%	4.89%	3.86%	3.49%
27-Feb-24	59,176,277.68	11.818983	2.79%	2.84%	4.90%	3.84%	3.43%
26-Feb-24	59,172,035.82	11.818136	2.80%	2.84%	4.89%	3.84%	3.43%
25-Feb-24	60,911,743.24	11.817023	2.78%	4.04%	4.87%	3.84%	3.43%
24-Feb-24	60,906,879.73	11.816080	2.75%	4.19%	4.87%	3.83%	3.43%
23-Feb-24	60,902,016.23	11.815136	2.73%	4.20%	4.87%	3.75%	3.42%
22-Feb-24	60,942,860.30	11.814212	2.76%	4.19%	4.87%	3.74%	3.42%
21-Feb-24	61,171,561.49	11.813138	2.75%	4.18%	4.87%	3.74%	3.40%
20-Feb-24	61,372,091.02	11.812079	2.74%	4.16%	4.87%	3.92%	3.40%
19-Feb-24	61,438,583.29	11.810872	2.71%	4.11%	4.94%	3.91%	3.55%
18-Feb-24	61,339,262.46	11.812534	2.98%	4.25%	5.03%	3.95%	3.58%
17-Feb-24	61,333,726.45	11.811468	2.97%	4.22%	5.03%	3.95%	3.58%
16-Feb-24	61,328,032.53	11.810372	2.95%	4.20%	5.02%	3.94%	3.58%
15-Feb-24	61,353,265.13	11.809319	2.94%	4.19%	5.02%	3.94%	3.58%
14-Feb-24	61,344,285.64	11.808237	2.93%	4.18%	5.02%	3.94%	3.58%
13-Feb-24	61,451,827.87	11.807160	2.92%	4.18%	5.01%	3.93%	3.57%
12-Feb-24	61,621,542.45	11.806106	2.91%	4.17%	5.01%	3.93%	3.57%
11-Feb-24	61,538,128.40	11.805028	2.90%	4.16%	5.00%	3.92%	3.57%
10-Feb-24	61,532,384.06	11.803926	2.92%	4.15%	4.99%	3.92%	3.57%
9-Feb-24	61,526,639.58	11.802824	2.91%	4.16%	4.99%	3.91%	3.58%
8-Feb-24	61,120,217.99	11.801765	2.90%	5.86%	4.99%	3.91%	3.57%
7-Feb-24	61,429,973.51	11.798574	2.66%	5.74%	4.91%	3.87%	3.55%
6-Feb-24	61,355,831.76	11.798056	2.70%	5.76%	6.43%	3.87%	3.56%
5-Feb-24	62,131,099.60	11.797851	2.78%	5.88%	4.95%	3.88%	3.56%
4-Feb-24	61,914,939.06	11.797739	2.86%	5.91%	4.98%	3.89%	3.57%
3-Feb-24	61,909,369.49	11.796677	3.29%	5.91%	4.98%	3.89%	3.56%
2-Feb-24	61,903,658.33	11.795589	2.76%	5.90%	4.98%	3.88%	3.56%
1-Feb-24	56,657,861.59	11.794424	2.72%	5.92%	4.97%	3.88%	3.57%
31-Jan-24	61,253,948.85	11.793486	2.74%	5.92%	4.98%	3.88%	3.57%
30-Jan-24	61,351,249.27	11.793155	2.82%	5.96%	5.00%	3.89%	3.57%
29-Jan-24	61,411,853.46	11.792803	2.87%	5.99%	5.02%	3.90%	3.58%
28-Jan-24	61,407,315.45	11.791932	2.87%	5.97%	5.03%	3.89%	3.58%
27-Jan-24	61,402,598.95	11.791026	2.87%	5.96%	5.02%	3.89%	3.58%
26-Jan-24	61,397,882.16	11.790120	5.29%	5.95%	5.02%	3.93%	3.58%
25-Jan-24	62,099,101.79	11.789440	5.61%	5.97%	5.03%	3.93%	3.58%
24-Jan-24	64,053,952.76	11.788682	5.66%	5.98%	5.04%	3.93%	3.59%
23-Jan-24	63,924,288.36	11.787467	5.61%	5.96%	5.02%	3.88%	3.58%
22-Jan-24	65,087,796.23	11.786529	5.59%	5.97%	5.03%	3.88%	3.58%
21-Jan-24	65,522,781.38	11.785583	5.57%	6.09%	5.03%	3.87%	3.58%
20-Jan-24	65,517,468.68	11.784627	5.51%	6.09%	5.03%	3.87%	3.58%

Fecha	Patrimonio neto del Fondo	Valor Cuota	Rentabilidad				
			30 días	60 días	90 días	180 días	365 días
19-Jan-24	65,512,156.85	11.783671	5.50%	6.09%	5.11%	3.87%	3.58%
18-Jan-24	65,279,293.03	11.782748	5.46%	6.09%	5.11%	3.87%	3.58%
17-Jan-24	64,474,343.82	11.781797	5.43%	6.09%	5.12%	3.87%	3.58%
16-Jan-24	63,508,937.23	11.780812	5.43%	6.09%	5.12%	3.86%	3.58%
15-Jan-24	63,098,088.97	11.779853	5.42%	6.09%	5.08%	3.85%	3.58%
14-Jan-24	63,007,888.24	11.778869	5.42%	6.10%	5.08%	3.94%	3.58%
13-Jan-24	63,002,728.45	11.777904	5.41%	6.09%	5.63%	3.93%	3.58%
12-Jan-24	62,997,568.53	11.776940	5.40%	6.08%	5.06%	3.95%	3.58%
11-Jan-24	62,181,367.31	11.775672	5.36%	6.07%	5.05%	3.95%	3.58%
10-Jan-24	62,075,463.67	11.774700	5.39%	6.07%	5.06%	3.95%	3.58%
9-Jan-24	62,070,429.68	11.773745	8.81%	6.07%	5.04%	3.94%	3.58%
8-Jan-24	61,076,580.74	11.772862	8.81%	8.33%	5.04%	4.05%	3.58%
7-Jan-24	61,142,169.03	11.771921	8.81%	6.07%	5.03%	3.99%	3.58%
6-Jan-24	61,137,275.89	11.770979	8.96%	6.07%	4.95%	3.92%	3.58%
5-Jan-24	61,132,382.63	11.770037	8.94%	6.08%	4.80%	3.84%	3.58%
4-Jan-24	60,837,474.67	11.764877	8.51%	5.86%	4.65%	3.77%	3.54%
3-Jan-24	56,538,609.42	11.768844	9.02%	6.12%	4.83%	3.85%	3.59%
2-Jan-24	61,642,829.67	11.768143	9.10%	6.14%	4.65%	3.77%	3.59%
1-Jan-24	61,516,788.81	11.766954	9.08%	6.13%	4.69%	3.76%	3.59%
31-Dec-23	61,511,219.84	11.765889	9.07%	6.13%	4.49%	3.76%	3.59%
30-Dec-23	61,506,688.68	11.765022	9.08%	6.14%	4.48%	3.76%	3.58%
29-Dec-23	61,502,156.28	11.764155	9.04%	6.13%	4.47%	3.75%	3.58%
28-Dec-23	63,157,139.77	11.763230	9.02%	6.13%	4.47%	3.75%	3.58%
27-Dec-23	61,882,260.21	11.739114	6.59%	4.92%	3.66%	3.35%	3.35%
26-Dec-23	57,902,491.80	11.735315	6.30%	4.76%	3.86%	3.41%	3.32%
25-Dec-23	57,836,370.64	11.734135	6.27%	4.75%	3.84%	3.40%	3.31%
24-Dec-23	57,832,614.92	11.733373	6.28%	4.76%	3.84%	3.40%	3.31%
23-Dec-23	57,828,858.11	11.732611	6.32%	4.78%	3.87%	3.40%	3.31%
22-Dec-23	57,825,101.21	11.731849	6.58%	4.79%	3.88%	3.40%	3.32%
21-Dec-23	56,223,538.68	11.731544	6.65%	4.95%	3.91%	3.41%	3.32%
20-Dec-23	56,247,611.86	11.730622	6.65%	4.95%	3.91%	3.42%	3.32%
19-Dec-23	56,632,187.83	11.730113	6.70%	4.97%	3.93%	3.42%	3.32%
18-Dec-23	56,912,428.76	11.729411	6.73%	4.99%	3.94%	3.57%	3.32%
17-Dec-23	56,872,429.04	11.728482	6.73%	4.94%	3.93%	3.56%	3.32%
16-Dec-23	56,868,050.08	11.727579	6.73%	4.94%	3.94%	3.56%	3.32%
15-Dec-23	56,863,671.03	11.726676	6.75%	5.76%	3.93%	3.56%	3.35%
14-Dec-23	56,650,776.98	11.725760	6.74%	4.92%	3.93%	3.56%	3.35%
13-Dec-23	56,502,690.54	11.724902	6.73%	4.93%	3.94%	3.57%	3.31%
12-Dec-23	56,446,257.84	11.724006	6.74%	4.93%	3.93%	3.56%	3.34%
11-Dec-23	56,531,604.75	11.722746	6.71%	4.89%	3.91%	3.54%	3.34%
10-Dec-23	56,365,123.43	11.689114	3.30%	3.18%	2.77%	2.96%	3.05%
9-Dec-23	56,360,775.71	11.688212	7.78%	3.17%	2.79%	2.95%	3.05%
8-Dec-23	56,356,427.88	11.687310	3.30%	3.05%	2.79%	2.94%	3.05%
7-Dec-23	52,100,906.94	11.684899	3.16%	2.75%	2.74%	2.92%	3.04%
6-Dec-23	57,409,672.27	11.684148	3.20%	2.76%	2.75%	2.92%	3.00%
5-Dec-23	57,532,124.21	11.683187	3.20%	2.76%	2.73%	2.88%	3.00%
4-Dec-23	58,018,296.80	11.682276	3.21%	2.48%	2.71%	2.88%	3.00%
3-Dec-23	58,312,943.20	11.680748	3.15%	2.52%	2.73%	2.86%	2.99%
2-Dec-23	58,308,115.34	11.679781	3.15%	2.23%	2.72%	2.84%	2.99%
1-Dec-23	58,303,287.36	11.678814	3.16%	2.21%	2.72%	2.83%	2.99%
30-Nov-23	59,925,635.99	11.677900	3.18%	2.19%	2.72%	2.83%	3.00%

Fecha	Patrimonio neto del Fondo	Valor Cuota	Rentabilidad				
			30 días	60 días	90 días	180 días	365 días
29-Nov-23	61,606,556.07	11.677422	3.20%	2.22%	2.74%	2.84%	3.06%
28-Nov-23	61,608,922.19	11.676699	3.21%	2.23%	2.71%	2.83%	3.15%
27-Nov-23	61,275,508.14	11.675847	3.22%	2.68%	2.70%	2.81%	3.17%
26-Nov-23	61,458,370.55	11.674834	3.21%	2.65%	2.70%	3.00%	3.17%
25-Nov-23	61,453,771.14	11.673960	3.21%	2.64%	2.70%	3.22%	3.17%
24-Nov-23	61,449,171.55	11.673087	3.22%	2.68%	2.53%	3.16%	3.17%
23-Nov-23	61,346,768.91	11.671966	3.21%	2.69%	2.52%	3.15%	3.16%
22-Nov-23	60,809,675.73	11.668745	2.98%	2.57%	2.43%	3.11%	3.08%
21-Nov-23	60,934,587.27	11.667781	3.22%	2.57%	2.79%	3.08%	3.07%
20-Nov-23	60,504,527.60	11.666834	3.22%	2.58%	2.78%	3.18%	3.07%
19-Nov-23	60,606,575.88	11.665866	3.23%	2.59%	2.78%	3.17%	3.07%
18-Nov-23	60,601,727.44	11.664932	3.23%	2.57%	2.77%	3.16%	3.07%
17-Nov-23	60,596,741.38	11.663973	3.13%	2.58%	2.76%	3.21%	3.07%
16-Nov-23	60,536,833.69	11.663040	3.13%	2.57%	2.76%	3.21%	3.07%
15-Nov-23	55,332,319.46	11.661964	4.74%	2.56%	2.75%	3.21%	2.99%
14-Nov-23	60,999,215.29	11.661172	3.08%	2.57%	2.75%	3.12%	3.06%
13-Nov-23	61,035,659.53	11.660355	3.10%	2.56%	2.75%	3.09%	3.06%
12-Nov-23	60,964,302.69	11.659402	3.10%	2.55%	2.75%	3.12%	3.05%
11-Nov-23	60,959,336.39	11.658452	3.04%	2.55%	2.74%	3.07%	3.05%
10-Nov-23	60,954,371.19	11.657502	3.05%	2.58%	2.73%	3.39%	3.05%
9-Nov-23	60,628,761.08	11.613913	-1.44%	0.34%	1.23%	2.63%	2.74%
8-Nov-23	60,875,871.78	11.655710	2.80%	2.58%	2.73%	3.39%	3.04%
7-Nov-23	60,832,974.19	11.654661	2.33%	2.58%	2.72%	3.34%	3.05%
6-Nov-23	60,695,445.57	11.653507	2.31%	2.54%	2.70%	3.29%	3.03%
5-Nov-23	60,690,387.57	11.652535	2.31%	2.51%	2.70%	3.24%	3.03%
4-Nov-23	60,685,258.26	11.651551	1.75%	2.56%	2.69%	3.09%	3.03%
3-Nov-23	60,680,128.87	11.650566	1.88%	2.55%	2.68%	3.09%	2.95%
2-Nov-23	60,770,688.63	11.649573	1.30%	2.55%	2.68%	3.09%	2.94%
1-Nov-23	61,845,602.66	11.648602	1.26%	2.55%	2.68%	3.09%	3.00%
31-Oct-23	64,320,297.26	11.647423	1.20%	2.54%	2.67%	3.04%	3.00%
30-Oct-23	64,571,901.96	11.646814	1.24%	2.50%	2.67%	3.04%	3.00%
29-Oct-23	64,570,412.77	11.645938	1.24%	2.49%	2.67%	3.04%	2.99%
28-Oct-23	64,565,357.65	11.645026	2.13%	2.49%	2.67%	2.92%	2.99%
27-Oct-23	64,560,302.33	11.644114	2.09%	2.48%	2.74%	2.92%	2.98%
26-Oct-23	64,272,873.97	11.643204	2.07%	2.22%	2.74%	2.92%	2.97%
25-Oct-23	65,964,598.22	11.642267	2.14%	2.22%	2.73%	2.92%	2.96%
24-Oct-23	64,610,366.60	11.641205	2.16%	2.20%	2.63%	3.23%	3.17%
23-Oct-23	64,516,038.93	11.640218	2.16%	2.74%	2.64%	3.22%	3.17%
22-Oct-23	64,491,519.19	11.636936	1.92%	2.60%	2.53%	3.18%	3.15%
21-Oct-23	64,486,308.01	11.635996	1.92%	2.59%	2.52%	3.50%	3.14%
20-Oct-23	64,480,916.28	11.635023	1.94%	2.58%	2.52%	2.78%	3.14%
19-Oct-23	64,469,043.76	11.634005	1.91%	2.57%	2.52%	2.78%	3.14%
18-Oct-23	60,333,511.07	11.634090	2.02%	2.62%	2.55%	2.80%	3.14%
17-Oct-23	64,708,148.79	11.633158	2.00%	2.62%	2.54%	2.89%	3.04%
16-Oct-23	64,348,237.26	11.616673	0.37%	1.79%	1.97%	2.66%	2.90%
15-Oct-23	64,430,854.81	11.631702	2.04%	2.62%	2.72%	2.95%	3.04%
14-Oct-23	64,425,408.66	11.630719	2.02%	2.61%	2.70%	2.95%	3.03%
13-Oct-23	64,419,962.37	11.629736	1.99%	2.60%	2.74%	2.85%	3.03%
12-Oct-23	64,386,962.20	11.629359	2.05%	2.62%	2.76%	2.86%	3.13%
11-Oct-23	64,404,696.00	11.628392	2.10%	2.61%	2.76%	2.86%	3.13%
10-Oct-23	64,535,779.96	11.627694	2.12%	2.62%	2.75%	3.42%	3.13%

Fecha	Patrimonio neto del Fondo	Valor Cuota	Rentabilidad				
			30 días	60 días	90 días	180 días	365 días
9-Oct-23	64,796,831.99	11.628972	2.36%	2.73%	3.05%	2.87%	3.15%
8-Oct-23	64,958,743.06	11.632409	2.82%	2.95%	3.07%	2.95%	3.18%
7-Oct-23	64,953,304.33	11.631435	2.77%	2.94%	2.93%	2.95%	3.18%
6-Oct-23	64,947,865.36	11.630461	2.70%	2.93%	2.78%	2.95%	3.42%
5-Oct-23	62,743,174.66	11.634793	3.36%	3.20%	2.96%	3.04%	3.25%
4-Oct-23	62,754,358.96	11.632554	3.21%	3.13%	2.92%	3.02%	3.24%
3-Oct-23	62,780,737.68	11.637093	3.79%	3.41%	2.95%	3.12%	3.29%
2-Oct-23	62,775,776.38	11.636598	3.84%	3.43%	2.95%	3.48%	3.29%
1-Oct-23	62,875,166.63	11.635940	3.87%	3.44%	2.95%	3.11%	3.29%
30-Sep-23	62,869,802.75	11.634947	3.75%	3.43%	2.94%	3.12%	3.29%
29-Sep-23	62,865,210.37	11.634098	3.73%	3.43%	2.93%	3.12%	3.22%
28-Sep-23	62,937,999.44	11.624720	2.85%	3.09%	2.64%	2.97%	3.15%
27-Sep-23	64,589,977.72	11.624173	2.86%	3.10%	2.66%	2.98%	3.14%
26-Sep-23	64,456,533.52	11.623430	2.37%	3.11%	2.88%	2.97%	3.13%
25-Sep-23	64,375,063.87	11.621841	2.29%	2.92%	2.85%	3.05%	3.12%
24-Sep-23	64,389,628.67	11.620617	2.25%	2.93%	2.83%	2.80%	3.11%
23-Sep-23	64,384,082.20	11.619616	3.31%	2.89%	2.83%	3.02%	3.11%
22-Sep-23	64,378,535.59	11.618615	3.28%	2.87%	2.83%	3.18%	3.11%
21-Sep-23	62,385,672.51	11.617641	3.26%	2.87%	2.82%	3.17%	3.29%
20-Sep-23	57,425,942.32	11.616483	3.22%	2.85%	2.82%	3.17%	3.29%
19-Sep-23	62,076,725.76	11.615789	3.23%	2.86%	2.83%	3.17%	3.27%
18-Sep-23	62,085,518.37	11.614807	3.22%	2.85%	3.10%	3.33%	3.29%
17-Sep-23	62,976,271.08	11.614057	3.22%	2.82%	3.10%	3.09%	3.29%
16-Sep-23	62,971,217.04	11.613125	3.21%	3.10%	3.09%	3.27%	3.29%
15-Sep-23	62,966,163.42	11.612193	3.20%	3.07%	3.09%	3.04%	3.42%
14-Sep-23	62,963,951.55	11.611437	3.20%	3.14%	3.10%	3.04%	3.45%
13-Sep-23	62,650,992.83	11.610764	3.20%	3.16%	3.11%	3.05%	3.45%
12-Sep-23	62,627,371.99	11.609762	3.18%	3.16%	3.09%	3.05%	3.44%
11-Sep-23	62,624,475.31	11.608330	3.11%	3.10%	3.06%	3.22%	3.44%
10-Sep-23	61,739,704.82	11.607434	3.11%	3.43%	3.04%	5.35%	3.44%
9-Sep-23	61,734,579.38	11.606471	3.09%	3.25%	3.02%	3.04%	3.44%
8-Sep-23	61,729,448.76	11.605506	3.07%	3.03%	3.00%	3.02%	3.43%
7-Sep-23	61,683,036.56	11.605004	3.10%	2.83%	3.02%	3.03%	3.44%
6-Sep-23	61,352,390.63	11.604717	3.15%	2.86%	3.05%	3.04%	3.44%
5-Sep-23	61,358,993.49	11.602713	3.02%	2.81%	2.93%	3.02%	3.43%
4-Sep-23	61,404,215.77	11.601935	3.03%	2.57%	2.94%	3.03%	3.42%
3-Sep-23	61,883,653.00	11.600933	3.02%	2.55%	2.90%	3.04%	3.42%
2-Sep-23	61,878,625.72	11.599991	3.01%	2.53%	2.88%	2.95%	3.42%
1-Sep-23	61,873,650.23	11.599058	3.00%	2.53%	2.86%	3.21%	3.37%
31-Aug-23	61,901,260.31	11.599226	3.11%	2.57%	2.90%	3.23%	3.38%
30-Aug-23	62,058,012.13	11.598526	3.12%	2.58%	2.91%	3.23%	3.39%
29-Aug-23	62,027,813.56	11.597592	3.32%	2.58%	2.88%	3.24%	3.38%
28-Aug-23	62,097,001.39	11.596889	3.33%	2.93%	2.83%	3.24%	3.38%
27-Aug-23	62,076,937.29	11.600803	3.83%	3.16%	3.39%	3.20%	3.42%
26-Aug-23	62,072,708.23	11.600012	3.55%	3.16%	3.83%	3.07%	3.42%
25-Aug-23	62,068,376.02	11.599203	3.60%	3.17%	3.70%	3.08%	3.42%
24-Aug-23	57,288,961.88	11.588062	2.45%	2.63%	3.34%	2.90%	3.32%
23-Aug-23	62,188,657.11	11.587333	2.45%	2.64%	3.34%	2.90%	3.33%
22-Aug-23	62,184,584.61	11.586574	2.47%	2.65%	3.30%	2.88%	3.34%
21-Aug-23	62,024,740.84	11.585804	2.48%	2.66%	3.50%	2.89%	3.33%
20-Aug-23	62,192,059.15	11.585012	2.48%	3.08%	3.49%	2.85%	3.33%

Fecha	Patrimonio neto del Fondo	Valor Cuota	Rentabilidad				
			30 días	60 días	90 días	180 días	365 días
19-Aug-23	62,187,638.35	11.584188	2.48%	3.07%	3.46%	2.86%	3.32%
18-Aug-23	62,183,216.44	11.583365	2.40%	3.06%	3.58%	3.16%	3.32%
17-Aug-23	62,288,549.19	11.582569	2.97%	3.07%	3.58%	3.17%	3.32%
16-Aug-23	62,316,872.86	11.581774	2.94%	3.09%	3.59%	3.17%	3.32%
15-Aug-23	62,312,550.64	11.580971	3.08%	3.10%	3.41%	3.17%	3.32%
14-Aug-23	61,841,623.84	11.580285	3.11%	3.09%	3.35%	3.18%	3.33%
13-Aug-23	61,772,565.90	11.579497	3.13%	3.07%	3.41%	3.18%	3.33%
12-Aug-23	61,768,246.73	11.578688	3.08%	3.05%	3.32%	3.18%	3.33%
11-Aug-23	61,763,925.96	11.577878	3.75%	3.03%	3.96%	3.19%	3.33%
10-Aug-23	61,886,301.20	11.577098	3.40%	3.01%	3.97%	3.19%	3.37%
9-Aug-23	62,025,201.67	11.576321	2.99%	3.02%	3.97%	3.20%	3.45%
8-Aug-23	62,089,835.42	11.575514	2.55%	3.03%	3.88%	3.20%	3.45%
7-Aug-23	62,655,416.29	11.574714	2.57%	2.92%	3.78%	3.21%	3.31%
6-Aug-23	63,738,267.78	11.573941	2.59%	2.93%	3.70%	3.20%	3.31%
5-Aug-23	63,733,630.77	11.573099	2.11%	2.88%	3.42%	3.21%	3.31%
4-Aug-23	63,728,835.19	11.572229	2.08%	2.85%	3.41%	3.21%	3.32%
3-Aug-23	63,735,399.59	11.571381	2.05%	2.82%	3.42%	3.22%	3.32%
2-Aug-23	63,768,845.02	11.570547	2.05%	2.83%	3.42%	3.20%	3.32%
1-Aug-23	63,831,082.06	11.569699	2.02%	2.84%	3.34%	3.20%	3.32%
31-Jul-23	63,782,915.94	11.568819	2.03%	2.79%	3.33%	3.23%	3.30%
30-Jul-23	63,747,248.31	11.566014	1.84%	2.62%	3.25%	3.18%	3.29%
29-Jul-23	63,742,754.70	11.565198	2.51%	3.20%	3.01%	3.18%	3.28%
28-Jul-23	63,738,260.96	11.564383	2.48%	3.86%	3.02%	3.19%	3.41%
27-Jul-23	60,247,762.07	11.562299	2.76%	3.81%	3.13%	3.24%	3.42%
26-Jul-23	64,841,182.07	11.564981	2.74%	3.79%	3.12%	3.23%	3.42%
25-Jul-23	64,847,463.51	11.564735	2.80%	3.82%	3.75%	3.25%	3.42%
24-Jul-23	64,967,471.61	11.564025	2.82%	3.75%	3.75%	3.25%	3.42%
23-Jul-23	64,892,759.60	11.563091	2.83%	4.05%	3.75%	3.25%	3.42%
22-Jul-23	64,888,049.92	11.562252	2.84%	4.03%	4.38%	3.25%	3.42%
21-Jul-23	64,883,340.54	11.561413	3.66%	3.98%	2.96%	3.25%	3.41%
20-Jul-23	64,923,674.80	11.560639	3.66%	4.17%	2.97%	3.25%	3.42%
19-Jul-23	65,027,458.48	11.560531	3.72%	4.21%	3.00%	3.27%	3.43%
18-Jul-23	65,379,915.66	11.554328	3.17%	3.93%	2.99%	3.18%	3.37%
17-Jul-23	65,411,647.46	11.553822	3.22%	3.67%	3.11%	3.19%	3.37%
16-Jul-23	65,119,816.44	11.551735	3.11%	3.52%	3.07%	3.17%	3.36%
15-Jul-23	65,114,223.56	11.550743	3.05%	3.60%	3.06%	3.16%	3.36%
14-Jul-23	65,108,630.54	11.549751	2.99%	3.44%	2.86%	3.16%	3.44%
13-Jul-23	65,517,167.99	11.549417	3.00%	4.43%	2.89%	3.17%	3.44%
12-Jul-23	66,006,874.90	11.542264	2.29%	4.10%	2.67%	3.06%	3.38%
11-Jul-23	67,067,332.10	11.544879	2.61%	4.29%	3.90%	3.12%	3.20%
10-Jul-23	67,020,731.67	11.547988	3.05%	4.36%	2.88%	3.20%	3.25%
9-Jul-23	67,052,939.10	11.551332	3.51%	4.44%	3.03%	3.28%	3.27%
8-Jul-23	67,047,262.52	11.550354	3.26%	4.30%	3.03%	3.28%	3.26%
7-Jul-23	67,041,483.02	11.549358	3.26%	3.87%	3.03%	3.28%	3.27%
6-Jul-23	65,294,759.84	11.553090	3.65%	4.10%	3.20%	3.36%	3.31%
5-Jul-23	65,283,349.93	11.552510	3.61%	4.12%	3.21%	3.37%	3.31%
4-Jul-23	65,485,242.30	11.551935	3.59%	4.15%	3.23%	3.37%	3.30%
3-Jul-23	65,547,799.50	11.551076	3.61%	4.03%	3.92%	3.37%	3.53%
2-Jul-23	65,728,359.23	11.550514	3.66%	4.02%	3.21%	3.37%	3.53%
1-Jul-23	65,722,875.03	11.549551	3.55%	4.01%	3.21%	3.37%	3.53%
30-Jun-23	65,717,265.42	11.548565	3.40%	3.64%	3.21%	3.38%	3.14%

Fecha	Patrimonio neto del Fondo	Valor Cuota	Rentabilidad				
			30 días	60 días	90 días	180 días	365 días
29-Jun-23	60,938,032.91	11.541361	3.88%	3.31%	2.98%	3.26%	3.19%
28-Jun-23	65,633,594.77	11.540867	5.23%	3.34%	3.00%	3.26%	3.23%
27-Jun-23	66,183,152.10	11.540080	4.85%	3.36%	2.99%	3.27%	3.24%
26-Jun-23	66,183,231.94	11.539035	4.83%	4.26%	3.17%	3.26%	3.24%
25-Jun-23	66,300,569.50	11.538225	4.83%	4.26%	2.69%	3.21%	3.24%
24-Jun-23	66,295,124.89	11.537277	4.68%	4.25%	3.12%	3.20%	3.25%
23-Jun-23	66,289,508.90	11.536300	5.26%	5.19%	3.43%	3.18%	3.25%
22-Jun-23	66,750,316.88	11.535286	5.20%	3.05%	3.43%	3.18%	3.28%
21-Jun-23	67,684,658.58	11.526697	4.29%	2.65%	3.16%	3.04%	3.20%
20-Jun-23	67,557,783.54	11.526004	4.66%	2.66%	3.16%	3.05%	3.25%
19-Jun-23	67,807,870.48	11.525323	4.69%	2.95%	3.49%	3.06%	3.24%
18-Jun-23	67,850,443.31	11.524343	4.68%	3.10%	3.00%	3.05%	3.25%
17-Jun-23	67,844,405.27	11.523318	4.11%	3.09%	3.36%	3.04%	3.25%
16-Jun-23	67,838,367.08	11.522292	3.92%	3.08%	2.90%	3.03%	3.29%
15-Jun-23	67,646,683.81	11.521836	4.13%	2.81%	2.91%	3.04%	3.30%
14-Jun-23	68,655,476.01	11.521401	3.89%	2.84%	2.93%	3.05%	3.28%
13-Jun-23	68,655,006.29	11.520979	5.84%	2.87%	2.96%	3.12%	3.31%
12-Jun-23	68,900,038.11	11.520565	5.90%	4.56%	3.32%	3.13%	3.09%
11-Jun-23	68,410,884.16	11.520158	5.96%	2.84%	7.58%	3.06%	3.10%
10-Jun-23	68,404,903.55	11.519151	5.66%	2.84%	2.98%	3.11%	3.11%
9-Jun-23	68,398,922.91	11.518144	5.35%	2.84%	2.94%	3.11%	3.23%
8-Jun-23	67,420,515.86	11.519466	5.33%	2.96%	3.02%	3.15%	3.04%
7-Jun-23	67,414,721.17	11.518476	4.46%	2.96%	3.02%	3.15%	3.15%
6-Jun-23	67,486,055.59	11.518543	4.53%	3.02%	3.05%	3.17%	3.05%
5-Jun-23	67,514,822.19	11.518316	4.62%	3.06%	3.09%	3.18%	3.15%
4-Jun-23	67,454,621.44	11.517907	4.69%	4.11%	3.13%	3.11%	3.15%
3-Jun-23	67,448,794.18	11.516912	4.43%	3.03%	2.94%	3.11%	3.15%
2-Jun-23	67,442,966.68	11.515916	4.37%	3.03%	3.46%	3.10%	2.93%
1-Jun-23	63,093,192.67	11.515914	4.45%	3.07%	3.50%	3.12%	3.09%
31-May-23	67,664,670.11	11.516402	3.86%	3.15%	3.55%	3.15%	2.95%
30-May-23	67,768,135.58	11.504643	2.73%	2.58%	3.18%	2.95%	3.05%
29-May-23	67,655,097.36	11.491461	1.45%	1.90%	2.74%	2.75%	2.96%
28-May-23	67,690,810.55	11.494246	1.86%	2.37%	2.61%	2.93%	2.99%
27-May-23	67,685,861.78	11.493406	3.67%	1.66%	2.36%	3.10%	2.99%
26-May-23	67,680,912.78	11.492566	3.66%	2.31%	2.37%	3.14%	2.96%
25-May-23	67,243,557.95	11.493110	3.81%	2.85%	2.42%	3.17%	2.90%
24-May-23	67,214,628.62	11.486669	5.10%	2.56%	2.23%	3.07%	2.84%
23-May-23	67,209,338.31	11.486184	0.90%	2.58%	2.20%	3.08%	2.83%
22-May-23	67,796,546.35	11.486201	1.00%	2.63%	2.24%	3.07%	3.02%
21-May-23	67,821,654.74	11.482023	0.67%	2.93%	2.05%	2.89%	2.98%
20-May-23	67,816,148.88	11.481091	1.21%	2.20%	2.05%	2.89%	2.98%
19-May-23	67,810,688.92	11.480166	1.50%	2.74%	2.65%	2.89%	2.73%
18-May-23	68,472,348.07	11.484495	2.06%	2.33%	2.84%	2.98%	2.78%
17-May-23	68,509,307.21	11.485281	2.24%	2.43%	2.91%	3.00%	2.75%
16-May-23	68,567,780.70	11.482821	1.49%	2.35%	2.86%	2.97%	2.73%
15-May-23	69,447,864.87	11.484724	1.79%	2.51%	2.96%	3.02%	2.81%
14-May-23	69,400,834.47	11.465984	-0.09%	2.07%	2.33%	2.55%	2.64%
13-May-23	69,394,750.37	11.464979	3.20%	8.40%	2.32%	2.68%	2.64%
12-May-23	69,388,667.58	11.463974	-0.27%	1.54%	2.32%	2.68%	2.63%
11-May-23	69,337,296.54	11.465820	0.02%	1.63%	2.43%	2.72%	2.89%
10-May-23	69,354,305.12	11.467707	0.32%	1.78%	2.53%	2.77%	2.60%

Fecha	Patrimonio neto del Fondo	Valor Cuota	Rentabilidad				
			30 días	60 días	90 días	180 días	365 días
9-May-23	69,372,921.48	11.469257	0.59%	1.91%	2.63%	2.81%	2.62%
8-May-23	69,400,143.47	11.476433	1.46%	2.34%	2.92%	3.10%	2.71%
7-May-23	69,379,176.32	11.475789	1.50%	2.37%	2.91%	2.94%	2.71%
6-May-23	69,372,822.64	11.474738	1.50%	2.40%	2.91%	2.97%	2.71%
5-May-23	69,366,569.38	11.473703	3.53%	2.12%	2.92%	2.93%	2.68%
4-May-23	70,179,956.38	11.475108	1.61%	3.02%	3.00%	2.96%	2.62%
3-May-23	65,963,738.44	11.474669	1.68%	3.05%	2.99%	2.97%	2.61%
2-May-23	70,212,116.13	11.473959	1.69%	3.06%	3.00%	2.81%	2.58%
1-May-23	69,760,999.88	11.479954	2.43%	3.45%	3.29%	2.92%	2.64%
30-Apr-23	69,754,495.53	11.478883	2.43%	3.44%	3.26%	3.04%	2.64%
29-Apr-23	69,747,926.99	11.477802	2.35%	3.04%	3.25%	3.03%	2.64%
28-Apr-23	69,741,472.04	11.476740	2.88%	2.65%	3.25%	3.03%	2.74%
27-Apr-23	69,072,219.31	11.458795	-0.36%	1.75%	2.65%	2.72%	2.46%
26-Apr-23	69,026,099.60	11.458071	0.95%	1.77%	2.66%	2.72%	2.47%
25-Apr-23	69,022,733.89	11.457247	1.89%	1.78%	2.66%	2.69%	2.73%
24-Apr-23	69,151,728.96	11.438763	0.02%	0.78%	2.04%	2.36%	2.63%
23-Apr-23	69,172,406.90	11.477722	4.27%	2.90%	3.46%	3.06%	2.99%
22-Apr-23	69,166,428.88	11.476730	4.25%	2.79%	3.46%	3.47%	2.99%
21-Apr-23	69,160,450.61	11.475738	5.18%	2.79%	3.44%	3.47%	2.93%
20-Apr-23	69,225,400.96	11.469701	3.18%	3.42%	3.27%	3.37%	2.95%
19-Apr-23	69,260,045.69	11.465995	3.98%	3.28%	3.17%	3.32%	2.90%
18-Apr-23	69,270,928.95	11.465069	2.60%	3.28%	3.17%	3.31%	2.90%
17-Apr-23	69,157,688.34	11.464161	2.61%	3.29%	3.17%	3.31%	2.81%
16-Apr-23	69,360,124.66	11.468804	3.20%	3.59%	3.37%	3.40%	2.86%
15-Apr-23	69,354,175.01	11.467821	3.22%	3.59%	3.37%	3.19%	2.86%
14-Apr-23	69,348,225.33	11.466837	4.24%	3.58%	3.36%	3.19%	2.85%
13-Apr-23	68,227,898.79	11.434900	13.57%	1.93%	2.26%	2.62%	2.57%
12-Apr-23	68,431,851.03	11.466546	3.34%	3.68%	3.42%	3.20%	2.86%
11-Apr-23	68,297,878.96	11.465619	3.24%	3.68%	3.42%	3.20%	2.85%
10-Apr-23	68,310,250.15	11.464672	3.23%	3.70%	3.42%	3.39%	2.89%
9-Apr-23	67,586,124.30	11.463698	3.23%	3.70%	3.42%	3.39%	2.91%
8-Apr-23	67,580,120.21	11.462680	3.22%	3.67%	3.42%	3.38%	2.89%
7-Apr-23	67,574,115.97	11.461662	3.24%	3.67%	3.42%	3.37%	2.94%
6-Apr-23	67,568,111.59	11.460643	3.30%	3.68%	3.42%	3.37%	2.92%
5-Apr-23	67,356,209.79	11.440536	0.70%	2.66%	2.74%	3.02%	2.90%
4-Apr-23	63,205,105.17	11.459903	4.42%	3.69%	3.45%	3.87%	2.81%
3-Apr-23	69,063,704.01	11.458852	4.41%	3.69%	3.44%	3.43%	2.80%
2-Apr-23	69,702,222.84	11.458015	4.43%	3.76%	3.45%	3.43%	2.80%
1-Apr-23	69,696,288.28	11.457039	4.45%	3.72%	3.45%	3.43%	2.80%
31-Mar-23	69,690,265.05	11.456049	4.45%	3.72%	3.45%	3.43%	2.83%
30-Mar-23	68,833,362.19	11.455648	3.73%	3.75%	3.47%	3.43%	2.84%
29-Mar-23	68,891,382.27	11.449651	2.42%	3.48%	3.27%	3.33%	2.80%
28-Mar-23	69,480,286.30	11.462145	3.86%	4.20%	3.75%	3.44%	2.92%
27-Mar-23	69,473,729.41	11.449155	2.58%	3.56%	3.31%	3.22%	2.86%
26-Mar-23	69,312,239.15	11.439466	1.66%	3.10%	2.88%	3.04%	2.78%
25-Mar-23	69,306,653.63	11.438544	1.53%	3.10%	2.88%	3.02%	2.77%
24-Mar-23	69,301,068.01	11.437623	1.53%	3.10%	2.83%	3.01%	2.77%
23-Mar-23	69,328,455.70	11.436778	1.33%	3.08%	2.83%	3.01%	2.75%
22-Mar-23	69,289,922.34	11.427070	0.40%	2.62%	2.52%	2.85%	2.68%
21-Mar-23	69,430,074.62	11.439796	3.65%	3.35%	3.03%	3.09%	2.78%
20-Mar-23	69,379,727.22	11.428641	2.57%	2.81%	2.66%	3.27%	2.90%

Fecha	Patrimonio neto del Fondo	Valor Cuota	Rentabilidad				
			30 días	60 días	90 días	180 días	365 días
19-Mar-23	69,447,625.31	11.440612	3.96%	3.50%	3.12%	3.50%	3.01%
18-Mar-23	69,441,881.74	11.439666	3.96%	3.50%	3.09%	3.45%	3.01%
17-Mar-23	69,436,138.02	11.438720	3.97%	3.50%	3.08%	3.49%	2.83%
16-Mar-23	69,296,985.69	11.437567	3.95%	3.47%	3.08%	3.49%	2.86%
15-Mar-23	69,247,681.22	11.427032	2.92%	2.96%	2.74%	3.31%	2.84%
14-Mar-23	68,531,762.80	11.308807	-9.60%	-3.31%	-1.34%	1.47%	1.75%
13-Mar-23	69,593,502.79	11.435110	4.00%	3.50%	3.20%	3.81%	3.17%
12-Mar-23	69,482,823.36	11.435202	4.12%	3.56%	3.09%	3.82%	3.18%
11-Mar-23	69,477,247.74	11.434285	4.15%	3.56%	3.19%	3.82%	3.17%
10-Mar-23	69,471,672.00	11.433367	4.15%	3.57%	3.19%	3.81%	2.95%
9-Mar-23	65,481,028.81	11.432424	4.10%	3.57%	3.19%	3.81%	2.92%
8-Mar-23	69,399,710.41	11.431259	4.10%	3.56%	3.19%	3.80%	3.23%
7-Mar-23	69,828,524.05	11.429688	4.05%	3.53%	3.16%	3.79%	3.07%
6-Mar-23	69,695,529.66	11.433918	4.61%	3.78%	3.35%	3.88%	2.76%
5-Mar-23	69,944,340.18	11.418467	2.96%	3.00%	2.66%	3.61%	2.62%
4-Mar-23	69,938,265.08	11.417475	2.96%	3.00%	2.66%	3.61%	2.62%
3-Mar-23	69,932,188.12	11.416483	3.08%	3.00%	2.65%	3.58%	2.56%
2-Mar-23	69,912,077.30	11.415267	2.98%	2.99%	2.64%	3.57%	2.57%
1-Mar-23	69,902,203.41	11.414298	2.97%	2.99%	2.64%	3.57%	2.63%
28-Feb-23	70,485,345.09	11.420681	3.76%	3.36%	2.90%	3.61%	2.56%
27-Feb-23	70,885,920.22	11.426948	4.54%	3.74%	3.18%	3.74%	2.70%
26-Feb-23	70,879,566.94	11.425924	4.54%	3.72%	3.41%	3.75%	2.69%
25-Feb-23	70,873,213.34	11.424900	4.53%	3.55%	3.75%	3.73%	2.69%
24-Feb-23	70,866,785.85	11.423863	4.52%	3.54%	3.83%	3.72%	2.69%
23-Feb-23	71,016,675.95	11.424188	4.66%	3.53%	3.87%	3.74%	2.70%
22-Feb-23	70,987,477.53	11.423220	4.66%	3.52%	3.86%	3.73%	2.59%
21-Feb-23	71,072,990.84	11.424263	4.83%	3.63%	3.94%	3.77%	2.66%
20-Feb-23	71,168,196.86	11.423298	4.83%	3.66%	3.89%	3.76%	2.68%
19-Feb-23	71,158,930.66	11.405579	3.05%	2.75%	3.05%	3.48%	2.53%
18-Feb-23	71,152,438.75	11.404538	3.04%	2.74%	3.04%	3.47%	2.52%
17-Feb-23	71,145,956.91	11.403499	3.03%	2.70%	3.03%	3.45%	2.42%
16-Feb-23	71,315,381.03	11.402519	3.03%	2.69%	3.02%	3.44%	2.36%
15-Feb-23	71,358,221.03	11.401541	3.03%	2.69%	3.01%	3.44%	2.25%
14-Feb-23	71,246,306.96	11.400589	2.99%	2.69%	3.00%	3.43%	2.30%
13-Feb-23	71,576,477.65	11.399701	3.00%	2.87%	3.00%	3.43%	2.36%
12-Feb-23	71,683,979.15	11.398707	3.01%	2.85%	2.69%	3.42%	2.36%
11-Feb-23	71,677,363.06	11.397655	3.00%	2.62%	2.95%	3.42%	2.36%
10-Feb-23	71,670,758.27	11.396605	2.99%	2.77%	2.94%	3.43%	2.33%
9-Feb-23	70,901,502.68	11.395428	2.96%	2.76%	2.92%	3.42%	2.36%
8-Feb-23	74,288,379.54	11.394482	2.97%	2.76%	2.91%	3.42%	2.29%
7-Feb-23	74,362,108.63	11.394032	3.03%	2.78%	2.92%	3.42%	2.22%
6-Feb-23	74,630,266.65	11.392898	3.01%	2.77%	3.20%	3.49%	2.15%
5-Feb-23	74,755,088.31	11.391744	3.00%	2.76%	2.88%	3.65%	2.15%
4-Feb-23	74,748,532.65	11.390745	2.94%	2.50%	2.92%	3.64%	2.15%
3-Feb-23	74,748,532.65	11.390745	3.03%	2.55%	2.88%	3.38%	2.16%
2-Feb-23	74,741,970.85	11.389745	3.03%	2.54%	2.86%	3.38%	2.18%
1-Feb-23	74,926,931.02	11.387701	2.92%	2.48%	2.82%	3.36%	2.21%
31-Jan-23	74,964,568.79	11.387403	2.99%	2.52%	2.52%	3.38%	2.03%
30-Jan-23	75,039,118.90	11.386469	3.00%	2.51%	2.50%	3.38%	2.18%
29-Jan-23	75,032,581.90	11.385477	2.94%	2.55%	2.73%	3.37%	2.17%
28-Jan-23	75,025,947.12	11.384471	2.93%	2.89%	2.72%	3.37%	2.17%

Fecha	Patrimonio neto del Fondo	Valor Cuota	Rentabilidad				
			30 días	60 días	90 días	180 días	365 días
27-Jan-23	75,019,311.42	11.383464	2.89%	3.40%	2.71%	3.35%	2.19%
26-Jan-23	75,094,469.97	11.382510	2.55%	3.52%	2.70%	3.34%	2.35%
25-Jan-23	75,109,996.37	11.381559	2.54%	3.51%	2.69%	3.34%	2.31%
24-Jan-23	75,136,077.92	11.380616	2.39%	3.50%	2.64%	3.58%	2.16%
23-Jan-23	75,600,609.44	11.379633	2.38%	3.51%	2.61%	3.56%	2.16%
22-Jan-23	75,804,141.04	11.379105	2.42%	3.45%	2.58%	3.56%	2.16%
21-Jan-23	75,797,441.67	11.378099	2.47%	3.10%	3.40%	3.55%	2.16%
20-Jan-23	75,790,742.13	11.377094	2.46%	3.08%	3.39%	3.54%	2.15%
19-Jan-23	75,944,844.65	11.376139	2.44%	3.07%	3.38%	3.54%	2.19%
18-Jan-23	72,698,360.57	11.375145	2.35%	3.05%	3.37%	3.53%	2.14%
17-Jan-23	76,015,772.89	11.374172	2.33%	3.04%	3.36%	3.53%	2.15%
16-Jan-23	77,943,863.42	11.373235	2.34%	3.03%	3.34%	3.54%	2.13%
15-Jan-23	77,959,258.76	11.372631	2.37%	3.04%	3.35%	3.54%	2.13%
14-Jan-23	77,952,426.92	11.371635	2.73%	2.58%	2.93%	3.52%	2.13%
13-Jan-23	77,945,491.03	11.370623	2.70%	2.97%	2.92%	3.51%	2.09%
12-Jan-23	78,194,441.19	11.369663	2.24%	2.96%	2.90%	3.51%	2.06%
11-Jan-23	78,220,308.30	11.368694	2.55%	2.95%	2.89%	3.50%	2.06%
10-Jan-23	78,729,126.82	11.367731	2.54%	2.93%	2.88%	3.66%	2.04%
9-Jan-23	78,915,648.81	11.366712	2.53%	2.91%	3.26%	3.65%	2.04%
8-Jan-23	78,908,856.62	11.365734	2.53%	3.33%	3.25%	3.64%	2.04%
7-Jan-23	78,901,994.55	11.364746	2.52%	2.86%	3.23%	3.23%	2.03%
6-Jan-23	78,895,028.61	11.363742	2.51%	2.92%	3.22%	3.25%	1.99%
5-Jan-23	78,983,481.74	11.363255	2.06%	2.84%	3.23%	3.22%	1.89%
4-Jan-23	91,094,833.37	11.362449	2.06%	2.83%	3.22%	3.21%	1.79%
3-Jan-23	79,291,721.69	11.361446	2.05%	2.81%	4.19%	3.22%	1.77%
2-Jan-23	79,242,249.53	11.360480	2.05%	2.33%	3.32%	3.21%	1.80%
1-Jan-23	79,235,362.44	11.359493	2.04%	2.29%	3.31%	3.20%	1.80%
31-Dec-22	79,228,411.55	11.358497	2.03%	2.65%	3.31%	3.18%	1.80%
30-Dec-22	79,224,932.55	11.357998	2.16%	2.66%	3.32%	3.65%	1.87%
29-Dec-22	79,241,322.63	11.357137	2.84%	2.64%	3.31%	3.65%	2.04%
28-Dec-22	79,197,285.79	11.356525	3.90%	2.65%	3.31%	3.65%	2.14%
27-Dec-22	78,919,183.45	11.358672	4.47%	2.80%	3.15%	2.92%	1.89%
26-Dec-22	78,647,125.40	11.357826	4.47%	2.73%	3.16%	3.13%	1.96%
25-Dec-22	78,725,281.85	11.358291	4.60%	2.76%	3.16%	3.24%	1.97%
24-Dec-22	78,719,309.99	11.357430	4.64%	2.71%	3.13%	3.25%	1.96%
23-Dec-22	78,712,993.99	11.356519	4.48%	3.94%	3.10%	3.25%	1.98%
22-Dec-22	78,724,515.42	11.355031	3.71%	3.90%	3.07%	3.25%	1.84%
21-Dec-22	78,636,438.27	11.354165	3.70%	3.89%	3.07%	3.26%	1.84%
20-Dec-22	78,646,028.34	11.353339	3.68%	3.88%	3.07%	3.28%	1.81%
19-Dec-22	78,498,692.78	11.353173	3.75%	3.90%	3.82%	3.34%	1.74%
18-Dec-22	81,245,894.51	11.352390	3.74%	3.89%	3.82%	3.31%	1.74%
17-Dec-22	81,239,062.18	11.351435	3.72%	3.87%	3.72%	3.42%	1.74%
16-Dec-22	81,232,229.68	11.350481	3.70%	3.25%	3.80%	3.40%	1.72%
15-Dec-22	78,714,350.15	11.346212	2.42%	3.06%	3.68%	3.35%	1.77%
14-Dec-22	78,940,202.29	11.345462	3.24%	3.05%	3.68%	3.36%	1.67%
13-Dec-22	84,490,516.17	11.348769	3.68%	3.27%	4.37%	3.52%	1.80%
12-Dec-22	87,410,160.69	11.344952	3.34%	3.10%	4.35%	3.48%	1.82%
11-Dec-22	87,413,301.57	11.344036	3.31%	3.67%	4.35%	3.43%	1.82%
10-Dec-22	87,406,091.90	11.343101	3.28%	3.65%	4.34%	3.49%	1.82%
9-Dec-22	87,398,811.13	11.342156	4.13%	3.63%	4.33%	3.03%	1.60%
8-Dec-22	89,245,307.67	11.341254	3.20%	3.62%	4.32%	3.04%	2.87%

Fecha	Patrimonio neto del Fondo	Valor Cuota	Rentabilidad				
			30 días	60 días	90 días	180 días	365 días
7-Dec-22	89,212,217.26	11.340340	3.33%	3.61%	4.32%	3.05%	1.72%
6-Dec-22	89,382,121.36	11.344084	3.61%	3.84%	4.48%	3.38%	1.96%
5-Dec-22	91,445,276.47	11.343205	3.59%	5.29%	4.47%	2.97%	1.66%
4-Dec-22	91,482,406.62	11.342332	3.57%	3.99%	4.47%	3.18%	1.65%
3-Dec-22	91,474,978.79	11.341411	2.60%	3.99%	4.46%	2.97%	1.65%
2-Dec-22	91,467,551.26	11.340491	2.55%	3.99%	4.42%	3.16%	1.62%
1-Dec-22	91,803,708.43	11.339611	3.26%	3.99%	4.41%	3.15%	1.66%
30-Nov-22	91,818,323.18	11.337907	3.15%	3.93%	4.38%	3.14%	1.65%
29-Nov-22	92,267,841.23	11.330727	2.45%	3.58%	3.97%	2.59%	1.76%
28-Nov-22	97,154,407.60	11.320264	1.39%	2.65%	3.62%	2.72%	1.50%
27-Nov-22	97,111,187.00	11.317082	1.12%	2.54%	3.56%	2.36%	1.48%
26-Nov-22	97,104,419.43	11.316293	1.00%	2.47%	3.53%	2.75%	1.47%
25-Nov-22	97,097,652.63	11.315505	0.92%	2.43%	3.52%	2.81%	1.43%
24-Nov-22	97,268,455.51	11.314280	0.77%	2.37%	3.50%	2.80%	1.41%
23-Nov-22	97,467,922.58	11.314866	3.39%	2.44%	3.55%	2.82%	1.44%
22-Nov-22	102,785,888.72	11.320498	4.07%	2.79%	3.78%	2.87%	1.46%
21-Nov-22	103,161,567.01	11.319775	4.06%	2.79%	3.78%	2.73%	1.48%
20-Nov-22	103,259,978.99	11.319067	4.06%	3.89%	3.82%	2.71%	1.48%
19-Nov-22	103,253,203.74	11.318325	4.04%	3.88%	3.82%	2.70%	1.47%
18-Nov-22	103,246,362.98	11.317575	4.03%	3.74%	3.78%	3.05%	1.47%
17-Nov-22	103,188,383.18	11.316811	4.01%	3.88%	3.78%	3.05%	1.44%
16-Nov-22	103,189,176.84	11.316091	2.80%	3.88%	3.78%	3.04%	1.44%
15-Nov-22	103,335,410.34	11.323677	3.69%	4.34%	4.08%	2.70%	1.50%
14-Nov-22	103,307,169.80	11.315359	2.86%	4.75%	3.81%	2.57%	1.44%
13-Nov-22	103,005,093.50	11.314587	2.85%	4.89%	3.81%	2.47%	1.44%
12-Nov-22	102,999,039.15	11.313922	2.85%	4.89%	3.81%	2.47%	1.44%
11-Nov-22	102,992,927.59	11.313251	4.01%	4.88%	3.84%	2.58%	1.42%
10-Nov-22	103,758,872.32	11.312642	4.01%	4.90%	3.85%	2.57%	1.37%
9-Nov-22	104,317,631.27	11.303793	3.13%	4.46%	3.55%	2.42%	1.28%
8-Nov-22	104,359,742.03	11.311522	4.03%	4.91%	3.86%	2.56%	1.36%
7-Nov-22	104,460,412.33	11.309371	3.87%	4.83%	3.96%	3.01%	1.35%
6-Nov-22	106,585,158.54	11.310529	4.07%	4.94%	4.37%	2.41%	1.36%
5-Nov-22	106,578,785.93	11.309853	6.98%	4.94%	4.34%	2.41%	1.36%
4-Nov-22	106,572,364.40	11.309171	4.41%	4.94%	3.81%	2.47%	1.40%
3-Nov-22	107,056,253.15	11.317182	5.36%	5.36%	4.13%	2.62%	1.51%
2-Nov-22	108,989,783.49	11.316801	5.42%	5.38%	4.15%	2.63%	1.47%
1-Nov-22	108,915,865.70	11.309279	4.70%	5.01%	3.94%	2.46%	1.40%
31-Oct-22	108,867,141.60	11.308603	4.69%	4.76%	3.94%	2.29%	1.38%
30-Oct-22	108,848,230.49	11.307987	4.70%	4.76%	3.94%	2.27%	1.38%
29-Oct-22	108,841,940.53	11.307334	3.91%	4.81%	3.94%	2.22%	1.38%
28-Oct-22	108,835,650.27	11.306680	3.95%	4.77%	3.91%	2.22%	1.38%
27-Oct-22	109,258,815.09	11.307016	3.94%	4.82%	3.95%	2.24%	1.36%
26-Oct-22	109,410,340.16	11.306959	3.94%	4.86%	3.97%	2.25%	1.37%
25-Oct-22	109,380,839.72	11.307126	3.97%	4.91%	4.49%	2.47%	1.40%
24-Oct-22	108,966,711.18	11.283387	1.49%	3.66%	3.63%	1.81%	1.19%
23-Oct-22	109,227,684.70	11.282755	1.50%	3.66%	3.63%	1.83%	1.19%
22-Oct-22	109,221,449.16	11.282111	1.52%	3.73%	3.62%	2.35%	1.18%
21-Oct-22	109,215,213.46	11.281467	3.71%	3.74%	3.62%	2.47%	1.18%
20-Oct-22	109,181,224.81	11.280847	3.71%	3.68%	3.62%	2.48%	1.13%
19-Oct-22	109,206,040.34	11.280223	3.45%	3.69%	3.62%	2.48%	1.17%
18-Oct-22	109,263,716.76	11.279589	3.74%	3.70%	3.63%	2.38%	1.11%

Fecha	Patrimonio neto del Fondo	Valor Cuota	Rentabilidad				
			30 días	60 días	90 días	180 días	365 días
17-Oct-22	109,276,567.41	11.290147	4.96%	4.31%	4.07%	2.72%	1.21%
16-Oct-22	109,260,773.12	11.289466	4.97%	4.31%	4.06%	2.67%	1.21%
15-Oct-22	109,254,479.25	11.288816	6.63%	4.31%	4.04%	2.66%	1.21%
14-Oct-22	109,248,155.23	11.288163	6.91%	4.32%	4.04%	2.49%	1.21%
13-Oct-22	108,650,840.38	11.287509	6.92%	4.36%	4.04%	2.50%	1.23%
12-Oct-22	108,542,935.82	11.276100	5.74%	3.79%	3.64%	2.30%	1.11%
11-Oct-22	108,767,783.33	11.275453	5.76%	3.79%	3.97%	2.31%	1.12%
10-Oct-22	108,729,560.51	11.274819	5.77%	3.79%	3.97%	2.30%	1.11%
9-Oct-22	109,018,844.04	11.274172	5.78%	4.03%	3.96%	2.29%	1.10%
8-Oct-22	109,012,475.13	11.273513	5.78%	4.54%	3.15%	2.28%	1.10%
7-Oct-22	109,006,106.47	11.272854	5.79%	4.50%	3.20%	2.38%	1.11%
6-Oct-22	108,796,569.22	11.245341	2.88%	2.26%	2.16%	1.92%	0.84%
5-Oct-22	109,089,070.77	11.268353	5.46%	3.55%	3.01%	2.33%	1.09%
4-Oct-22	96,457,420.82	11.267555	5.34%	3.54%	3.03%	2.42%	1.03%
3-Oct-22	97,277,745.39	11.266647	5.32%	3.59%	3.03%	2.38%	1.02%
2-Oct-22	96,578,061.45	11.265758	5.30%	3.58%	3.01%	2.69%	1.01%
1-Oct-22	96,572,778.14	11.265141	4.81%	3.59%	2.98%	2.15%	1.01%
30-Sep-22	96,567,354.07	11.264509	4.81%	3.59%	3.91%	2.15%	1.00%
29-Sep-22	96,764,524.12	11.271112	5.68%	3.93%	4.17%	2.29%	1.09%
28-Sep-22	96,694,583.92	11.270053	5.56%	3.91%	4.15%	2.28%	1.06%
27-Sep-22	96,842,326.66	11.270507	5.68%	3.97%	2.65%	2.35%	1.10%
26-Sep-22	97,091,183.41	11.270442	5.76%	4.73%	3.10%	2.39%	1.06%
25-Sep-22	102,289,134.12	11.270325	5.82%	4.73%	3.30%	2.41%	1.06%
24-Sep-22	102,282,503.27	11.269594	5.83%	4.72%	3.31%	2.42%	1.06%
23-Sep-22	102,275,826.03	11.268859	5.82%	4.71%	3.32%	2.51%	1.05%
22-Sep-22	102,062,625.77	11.268011	5.93%	4.70%	3.34%	2.50%	1.00%
21-Sep-22	99,828,061.67	11.247202	3.75%	3.60%	2.63%	2.14%	0.79%
20-Sep-22	100,311,443.54	11.246511	3.64%	3.60%	2.68%	2.13%	0.86%
19-Sep-22	100,350,637.41	11.248347	3.92%	3.74%	2.88%	2.15%	0.88%
18-Sep-22	100,321,232.15	11.245051	3.64%	3.64%	2.73%	2.12%	0.85%
17-Sep-22	100,314,518.60	11.244299	3.64%	3.64%	2.94%	2.08%	0.84%
16-Sep-22	100,307,768.71	11.243542	3.63%	3.59%	2.92%	2.49%	0.83%
15-Sep-22	103,172,036.67	11.227650	1.98%	2.76%	2.40%	2.22%	0.68%
14-Sep-22	102,651,014.28	11.224425	1.71%	2.62%	2.33%	2.17%	0.66%
13-Sep-22	102,613,620.40	11.223713	1.80%	2.61%	2.49%	1.81%	0.66%
12-Sep-22	102,739,381.22	11.223128	1.82%	3.10%	2.52%	1.88%	0.67%
11-Sep-22	103,723,406.88	11.222340	1.81%	3.09%	2.43%	2.03%	0.67%
10-Sep-22	103,716,687.60	11.221613	1.81%	3.08%	2.56%	1.96%	0.66%
9-Sep-22	103,709,886.46	11.220877	2.27%	1.87%	1.67%	2.50%	0.65%
8-Sep-22	105,012,158.25	11.220202	3.28%	1.94%	1.69%	2.50%	0.68%
7-Sep-22	101,939,527.40	11.219492	3.21%	1.83%	1.72%	2.51%	0.64%
6-Sep-22	103,375,370.12	11.218794	1.63%	1.82%	2.20%	2.06%	0.67%
5-Sep-22	103,609,926.02	11.218015	1.63%	1.85%	1.40%	2.01%	0.64%
4-Sep-22	103,671,120.48	11.218281	1.74%	1.91%	1.85%	2.66%	0.64%
3-Sep-22	103,664,681.98	11.217585	1.86%	1.89%	1.44%	2.34%	0.64%
2-Sep-22	103,658,335.31	11.216898	1.86%	1.85%	1.83%	1.64%	0.66%
1-Sep-22	103,642,324.43	11.220749	2.35%	3.47%	1.99%	1.72%	0.73%
31-Aug-22	103,062,568.23	11.220108	2.36%	3.47%	1.99%	1.72%	0.76%
30-Aug-22	103,093,903.64	11.218703	2.17%	3.43%	1.12%	1.59%	0.73%
29-Aug-22	103,161,006.89	11.218775	2.25%	1.16%	1.75%	1.63%	0.73%
28-Aug-22	103,150,584.70	11.218109	2.25%	1.80%	1.14%	1.76%	0.73%

Fecha	Patrimonio neto del Fondo	Valor Cuota	Rentabilidad				
			30 días	60 días	90 días	180 días	365 días
27-Aug-22	103,143,760.48	11.217367	3.69%	2.06%	1.92%	1.48%	0.72%
26-Aug-22	103,136,935.99	11.216624	3.61%	2.08%	2.03%	1.64%	0.73%
25-Aug-22	103,164,286.66	11.215877	3.60%	2.10%	2.02%	1.64%	0.74%
24-Aug-22	103,312,817.36	11.215222	3.58%	2.13%	2.01%	1.63%	0.73%
23-Aug-22	103,509,357.69	11.213402	3.46%	2.11%	1.86%	1.63%	0.74%
22-Aug-22	104,399,303.96	11.212609	3.44%	2.17%	1.57%	1.61%	0.74%
21-Aug-22	104,550,135.74	11.212928	3.55%	2.39%	1.57%	1.43%	0.75%
20-Aug-22	104,543,345.75	11.212200	3.54%	2.31%	1.54%	1.53%	0.74%
19-Aug-22	104,536,557.69	11.211472	3.63%	2.63%	2.25%	1.57%	0.74%
18-Aug-22	104,656,283.38	11.210774	3.63%	2.60%	2.24%	1.57%	0.75%
17-Aug-22	105,042,196.71	11.210080	3.54%	2.64%	2.23%	1.57%	0.74%
16-Aug-22	104,970,119.05	11.209383	3.53%	2.67%	1.26%	1.37%	0.73%
15-Aug-22	104,963,299.18	11.208655	3.52%	2.92%	1.28%	1.26%	0.73%
14-Aug-22	105,090,561.54	11.207099	3.42%	2.91%	1.05%	1.04%	0.72%
13-Aug-22	105,083,724.99	11.206370	4.38%	2.78%	1.05%	1.13%	0.71%
12-Aug-22	105,076,830.05	11.205634	4.37%	2.96%	1.25%	1.26%	0.75%
11-Aug-22	105,321,669.35	11.204932	4.34%	1.63%	1.24%	1.26%	0.78%
10-Aug-22	105,751,761.09	11.200000	1.46%	1.44%	1.07%	1.18%	0.79%
9-Aug-22	105,690,682.04	11.190080	0.59%	0.97%	0.71%	0.97%	0.60%
8-Aug-22	105,657,610.75	11.190000	0.45%	1.73%	1.67%	1.05%	0.62%
7-Aug-22	104,471,740.25	11.203789	2.02%	1.32%	0.96%	1.17%	0.75%
6-Aug-22	104,464,800.78	11.203045	2.07%	1.95%	0.95%	1.02%	0.74%
5-Aug-22	104,457,861.13	11.202300	2.08%	1.33%	1.05%	0.90%	0.73%
4-Aug-22	104,390,175.98	11.200505	1.93%	1.84%	1.01%	0.88%	0.72%
3-Aug-22	104,387,206.75	11.199797	1.84%	1.84%	1.01%	0.88%	0.73%
2-Aug-22	104,552,656.69	11.199088	4.58%	1.84%	0.92%	0.90%	0.74%
1-Aug-22	105,905,384.84	11.198407	4.58%	0.58%	0.58%	0.95%	0.72%
31-Jul-22	105,912,988.99	11.198716	4.68%	1.54%	0.58%	1.04%	0.72%
30-Jul-22	105,906,713.30	11.198052	0.07%	0.61%	0.48%	0.68%	0.72%
29-Jul-22	105,900,298.89	11.197374	1.34%	1.78%	0.48%	0.97%	0.73%
28-Jul-22	107,118,925.51	11.183431	0.44%	1.24%	0.00%	0.73%	0.62%
27-Jul-22	107,337,247.02	11.183417	0.55%	1.26%	0.02%	0.74%	0.61%
26-Jul-22	107,451,782.72	11.182760	0.59%	1.25%	0.43%	0.78%	0.61%
25-Jul-22	111,386,491.63	11.182336	0.69%	1.09%	-0.04%	1.12%	0.60%
24-Jul-22	111,626,075.98	11.181622	0.76%	0.67%	0.00%	1.03%	0.59%
23-Jul-22	111,619,526.89	11.180966	0.89%	0.62%	1.02%	0.75%	0.59%
22-Jul-22	111,612,846.22	11.180297	1.23%	0.58%	1.27%	0.75%	0.60%
21-Jul-22	111,575,813.58	11.179654	1.07%	1.63%	1.27%	0.75%	0.61%
20-Jul-22	112,177,275.68	11.178095	1.61%	1.57%	1.25%	0.73%	0.59%
19-Jul-22	112,203,439.17	11.177470	1.56%	1.56%	1.05%	0.73%	0.58%
18-Jul-22	113,598,990.64	11.177558	1.73%	0.15%	1.34%	0.82%	0.58%
17-Jul-22	113,738,026.85	11.176938	1.81%	0.19%	1.24%	0.73%	0.58%
16-Jul-22	113,731,613.02	11.176307	2.31%	-0.10%	1.23%	0.75%	0.58%
15-Jul-22	113,725,162.46	11.175673	2.40%	-0.10%	0.90%	0.73%	0.54%
14-Jul-22	113,617,130.57	11.166167	1.17%	-0.28%	0.58%	0.56%	0.50%
13-Jul-22	109,098,140.84	11.165535	1.55%	-0.29%	0.59%	0.56%	0.51%
12-Jul-22	109,212,631.41	11.165092	-1.08%	-0.29%	0.60%	0.50%	0.53%
11-Jul-22	109,478,638.84	11.186537	1.41%	0.88%	1.39%	0.85%	0.72%
10-Jul-22	109,438,097.26	11.184618	1.35%	2.22%	1.33%	0.83%	0.71%
9-Jul-22	109,450,546.76	11.185890	3.02%	0.46%	1.37%	0.84%	0.72%
8-Jul-22	109,444,391.59	11.185261	0.63%	0.45%	1.57%	0.83%	0.70%

Fecha	Patrimonio neto del Fondo	Valor Cuota	Rentabilidad				
			30 días	60 días	90 días	180 días	365 días
7-Jul-22	109,387,102.84	11.183998	1.83%	0.58%	1.60%	0.82%	0.68%
6-Jul-22	109,561,885.12	11.183213	0.58%	0.57%	1.55%	0.82%	0.61%
5-Jul-22	109,590,039.62	11.182784	1.76%	0.59%	1.75%	0.74%	0.66%
4-Jul-22	110,725,778.03	11.182930	1.85%	0.50%	1.72%	0.55%	0.71%
3-Jul-22	110,452,456.04	11.157079	-0.89%	-1.38%	1.41%	-0.11%	0.48%
2-Jul-22	110,446,273.00	11.156455	-3.41%	-1.43%	0.35%	-0.13%	0.47%
1-Jul-22	110,439,881.86	11.155809	-1.59%	-1.58%	0.35%	-0.06%	0.47%
30-Jun-22	110,644,834.28	11.197393	1.16%	0.72%	1.89%	0.70%	0.86%
29-Jun-22	111,108,748.77	11.185025	2.22%	0.08%	1.47%	0.49%	0.78%
28-Jun-22	111,058,831.47	11.179424	2.04%	-0.18%	1.39%	0.55%	0.72%
27-Jun-22	111,952,759.93	11.178340	1.97%	0.41%	1.43%	0.89%	0.71%
26-Jun-22	111,601,113.31	11.177375	1.91%	-0.34%	1.44%	1.07%	0.71%
25-Jun-22	111,587,402.65	11.176002	1.49%	-0.31%	1.42%	0.51%	0.70%
24-Jun-22	111,573,664.67	11.174626	0.59%	1.19%	1.58%	0.64%	0.64%
23-Jun-22	112,393,124.68	11.172780	0.35%	1.49%	1.54%	0.61%	0.63%
22-Jun-22	112,408,872.37	11.169021	-0.07%	1.33%	1.43%	0.55%	0.58%
21-Jun-22	112,382,889.39	11.169808	2.20%	1.42%	1.47%	0.62%	0.56%
20-Jun-22	112,490,809.20	11.163297	1.53%	0.81%	1.20%	0.24%	0.49%
19-Jun-22	113,151,093.33	11.163111	1.56%	1.22%	1.26%	0.25%	0.49%
18-Jun-22	113,137,033.31	11.161724	-1.42%	1.03%	1.16%	0.19%	0.48%
17-Jun-22	113,122,972.04	11.160337	-1.44%	0.98%	1.95%	0.03%	0.48%
16-Jun-22	112,076,496.16	11.155109	-2.51%	0.23%	1.78%	-0.05%	0.46%
15-Jun-22	112,062,450.62	11.153711	-2.59%	0.19%	1.76%	-0.07%	0.44%
14-Jun-22	112,124,133.17	11.155455	-1.73%	0.33%	1.14%	-0.05%	0.47%
13-Jun-22	112,390,828.98	11.151318	-2.13%	0.15%	1.15%	0.04%	0.42%
12-Jun-22	112,997,549.34	11.174972	0.49%	1.45%	2.32%	0.29%	0.63%
11-Jun-22	112,983,465.37	11.173579	0.34%	1.39%	2.16%	0.46%	0.62%
10-Jun-22	112,969,380.72	11.172186	3.07%	1.31%	3.22%	0.55%	0.62%
9-Jun-22	113,288,838.24	11.158233	-2.09%	0.88%	2.74%	0.31%	0.50%
8-Jun-22	113,927,603.74	11.179503	0.28%	2.16%	3.55%	0.70%	0.71%
7-Jun-22	112,540,130.01	11.167211	-0.66%	1.46%	2.23%	0.07%	0.61%
6-Jun-22	112,737,297.14	11.177898	0.56%	2.36%	2.56%	2.81%	0.71%
5-Jun-22	112,159,733.92	11.166647	-0.57%	1.69%	3.42%	0.32%	0.61%
4-Jun-22	112,152,730.82	11.165950	-0.86%	2.60%	2.79%	0.72%	0.61%
3-Jun-22	112,145,727.33	11.165253	-1.87%	1.00%	1.39%	0.12%	0.58%
2-Jun-22	112,376,311.95	11.187811	0.54%	2.27%	2.23%	0.54%	0.79%
1-Jun-22	112,192,881.04	11.170437	-1.57%	1.37%	1.63%	0.24%	0.63%
31-May-22	112,956,775.16	11.186770	0.28%	2.30%	2.01%	0.50%	0.79%
30-May-22	113,137,478.14	11.164627	-2.06%	1.28%	1.29%	0.18%	0.59%
29-May-22	113,089,288.52	11.160731	-2.40%	1.18%	1.43%	0.13%	0.56%
28-May-22	113,085,074.38	11.160315	-1.14%	1.23%	0.88%	0.46%	0.56%
27-May-22	113,080,818.96	11.159895	-2.57%	1.25%	1.21%	0.13%	0.55%
26-May-22	112,989,002.27	11.162318	-2.11%	1.70%	1.32%	0.18%	0.57%
25-May-22	113,697,599.72	11.169251	1.79%	2.11%	1.59%	0.31%	0.64%
24-May-22	113,922,587.70	11.169585	2.63%	2.17%	1.66%	0.25%	0.64%
23-May-22	114,111,505.44	11.169678	2.73%	2.20%	1.65%	0.24%	0.65%
22-May-22	112,567,142.80	11.149688	0.63%	1.05%	0.55%	-0.09%	0.47%
21-May-22	112,562,848.96	11.149263	0.08%	1.14%	0.77%	-0.15%	0.47%
20-May-22	112,558,555.01	11.148838	0.88%	1.03%	0.86%	-0.11%	0.46%
19-May-22	112,753,104.43	11.174737	3.49%	3.71%	1.83%	0.37%	0.70%
18-May-22	112,809,921.68	11.173522	3.39%	3.68%	1.81%	0.35%	0.71%

Fecha	Patrimonio neto del Fondo	Valor Cuota	Rentabilidad				
			30 días	60 días	90 días	180 días	365 días
17-May-22	115,038,063.59	11.178185	2.97%	3.98%	1.60%	0.45%	0.78%
16-May-22	117,673,026.16	11.177535	2.99%	2.91%	1.39%	0.40%	0.76%
15-May-22	117,625,626.05	11.171295	2.39%	2.82%	0.77%	0.30%	0.70%
14-May-22	117,621,359.15	11.170890	2.44%	3.26%	0.98%	0.27%	0.70%
13-May-22	117,617,088.90	11.170484	2.41%	3.08%	1.24%	0.29%	0.71%
12-May-22	116,688,680.76	11.170418	2.44%	4.74%	1.25%	0.29%	0.72%
11-May-22	115,400,019.42	11.144030	-0.45%	3.33%	0.32%	-0.18%	0.47%
10-May-22	114,838,141.05	11.177411	3.85%	5.21%	1.48%	0.41%	0.77%
9-May-22	116,829,390.11	11.176962	4.04%	3.88%	1.62%	0.31%	0.77%
8-May-22	116,574,512.29	11.173269	3.57%	3.59%	1.23%	0.21%	0.74%
7-May-22	116,568,779.79	11.172720	4.15%	5.47%	0.94%	0.24%	0.74%
6-May-22	116,560,416.90	11.171918	3.95%	4.51%	0.70%	0.24%	0.74%
5-May-22	116,540,539.80	11.173813	6.06%	2.55%	0.79%	0.28%	0.81%
4-May-22	116,667,974.78	11.182442	3.89%	3.06%	1.12%	0.44%	0.84%
3-May-22	118,072,667.34	11.182819	3.99%	3.12%	1.22%	0.55%	0.85%
2-May-22	118,637,525.05	11.184863	4.31%	2.91%	1.41%	0.65%	0.86%
1-May-22	118,630,644.51	11.184214	4.32%	3.01%	1.55%	0.56%	0.86%
30-Apr-22	118,623,763.60	11.183565	4.64%	3.39%	0.83%	0.55%	0.86%
29-Apr-22	118,615,135.12	11.182752	4.77%	2.55%	1.41%	0.51%	0.88%
28-Apr-22	118,597,387.46	11.170809	3.60%	2.41%	1.00%	0.30%	0.76%
27-Apr-22	118,743,750.83	11.183541	5.09%	3.14%	1.48%	0.54%	0.87%
26-Apr-22	119,258,442.28	11.181716	5.51%	3.07%	1.52%	0.53%	0.87%
25-Apr-22	118,423,251.70	11.152858	2.44%	1.57%	1.16%	-0.04%	0.65%
24-Apr-22	118,483,796.39	11.145497	1.71%	1.16%	0.74%	-0.17%	0.59%
23-Apr-22	118,475,209.48	11.144689	1.66%	0.56%	0.19%	-0.12%	0.58%
22-Apr-22	118,466,607.18	11.143880	1.47%	0.86%	0.18%	-0.13%	0.53%
21-Apr-22	118,806,787.49	11.148537	2.19%	1.28%	0.37%	-0.04%	0.57%
20-Apr-22	118,874,648.00	11.140815	1.19%	0.89%	0.11%	-0.17%	0.50%
19-Apr-22	118,911,250.24	11.142771	3.92%	1.03%	0.20%	-0.13%	0.51%
18-Apr-22	118,928,369.63	11.142433	3.96%	0.44%	0.36%	-0.22%	0.53%
17-Apr-22	119,277,386.43	11.150977	4.98%	0.64%	0.51%	0.03%	0.61%
16-Apr-22	119,268,788.62	11.150174	2.83%	0.00%	0.55%	-0.09%	0.61%
15-Apr-22	119,260,190.60	11.149370	3.23%	0.29%	0.49%	-0.10%	0.58%
14-Apr-22	119,251,592.37	11.148566	4.08%	0.66%	0.48%	-0.11%	0.65%
13-Apr-22	119,254,491.04	11.148383	3.74%	0.68%	0.50%	-0.11%	0.60%
12-Apr-22	118,392,148.67	11.148048	7.02%	0.69%	0.38%	-0.09%	0.60%
11-Apr-22	118,404,137.01	11.148171	7.12%	0.62%	0.30%	-0.04%	0.61%
10-Apr-22	118,197,013.08	11.142191	6.56%	0.52%	0.12%	-0.18%	0.56%
9-Apr-22	118,188,324.95	11.140000	3.70%	0.03%	0.00%	-0.20%	0.54%
8-Apr-22	118,179,636.61	11.140553	3.59%	-0.34%	0.04%	-0.20%	0.56%
7-Apr-22	119,151,241.56	11.134745	6.76%	-0.98%	-0.15%	-0.30%	0.56%
6-Apr-22	120,171,853.61	11.135784	5.06%	-0.89%	-0.09%	-0.27%	0.60%
5-Apr-22	120,078,358.64	11.118437	-0.96%	-1.80%	-0.85%	-0.56%	0.36%
4-Apr-22	120,209,021.04	11.146842	2.22%	-0.14%	-0.21%	-0.08%	0.63%
3-Apr-22	120,492,073.52	11.146220	2.23%	0.00%	-0.62%	-0.02%	0.63%
2-Apr-22	120,483,334.67	11.145412	1.52%	0.20%	-0.67%	-0.13%	0.63%
1-Apr-22	120,474,596.42	11.144604	1.69%	-0.88%	-0.53%	-0.15%	0.62%
31-Mar-22	120,484,230.26	11.141118	2.14%	-0.16%	-0.64%	-0.21%	0.61%
30-Mar-22	121,055,877.01	11.139077	0.33%	-0.24%	-0.69%	-0.24%	0.59%
29-Mar-22	123,882,035.11	11.137812	1.21%	-0.27%	-0.41%	-0.27%	0.56%
28-Mar-22	125,530,447.84	11.136922	1.18%	-0.16%	0.26%	-0.24%	0.58%

Fecha	Patrimonio neto del Fondo	Valor Cuota	Rentabilidad				
			30 días	60 días	90 días	180 días	365 días
27-Mar-22	126,089,242.47	11.131265	0.62%	0.56%	0.46%	-0.38%	0.53%
26-Mar-22	126,081,205.28	11.130555	0.71%	0.30%	-0.64%	-0.31%	0.53%
25-Mar-22	126,073,151.92	11.129844	0.60%	-0.53%	-0.36%	-0.41%	0.48%
24-Mar-22	126,196,933.52	11.129499	-0.55%	-0.52%	-0.35%	-0.41%	0.42%
23-Mar-22	126,429,226.64	11.130416	0.26%	-0.43%	-0.30%	-0.39%	0.48%
22-Mar-22	126,837,943.73	11.128463	0.36%	-0.51%	-0.27%	-0.42%	0.60%
21-Mar-22	126,588,108.98	11.129921	0.58%	-0.40%	-0.73%	-0.48%	0.69%
20-Mar-22	129,444,560.07	11.107008	-1.86%	-1.40%	-1.54%	-0.95%	0.49%
19-Mar-22	129,436,021.97	11.106276	-3.06%	-1.68%	-1.63%	-0.81%	0.48%
18-Mar-22	129,427,481.78	11.105543	-3.68%	-1.62%	-1.93%	-0.82%	0.44%
17-Mar-22	129,152,054.52	11.124289	-2.82%	-0.63%	-1.23%	-0.47%	0.54%
16-Mar-22	129,487,081.13	11.119810	-2.65%	-0.84%	-1.37%	-0.55%	0.51%
15-Mar-22	130,433,882.00	11.111306	-2.76%	-1.28%	-1.70%	-0.72%	0.38%
14-Mar-22	132,149,052.38	11.114252	-2.37%	-1.28%	-1.26%	-0.68%	0.41%
13-Mar-22	135,891,979.66	11.084116	-5.60%	-3.04%	-2.73%	-1.22%	0.14%
12-Mar-22	135,881,903.04	11.083294	-5.84%	-3.04%	-2.36%	-1.21%	0.14%
11-Mar-22	135,871,801.09	11.082470	-5.48%	-3.14%	-2.16%	-1.20%	0.17%
10-Mar-22	139,798,388.51	11.106189	-3.63%	-1.82%	-1.28%	-0.76%	0.46%
9-Mar-22	140,131,803.19	11.107772	-4.27%	-1.70%	-1.20%	-0.73%	0.44%
8-Mar-22	140,919,249.87	11.073234	-8.67%	-3.56%	-3.27%	-1.36%	0.19%
7-Mar-22	142,996,154.28	11.089621	-6.82%	-2.85%	2.37%	-0.99%	0.27%
6-Mar-22	153,439,639.48	11.127179	-2.66%	-1.38%	-0.79%	-0.38%	0.61%
5-Mar-22	153,430,302.37	11.126502	-2.50%	-2.00%	0.00%	-0.32%	0.61%
4-Mar-22	153,420,961.65	11.125825	-2.22%	-2.07%	-1.18%	-0.39%	0.63%
3-Mar-22	154,219,993.92	11.131532	-1.11%	-1.51%	-0.96%	-0.28%	0.68%
2-Mar-22	159,530,077.01	11.129164	-3.44%	-1.61%	-1.03%	-0.32%	0.72%
1-Mar-22	176,155,877.57	11.121546	-2.45%	-1.99%	-1.38%	-0.40%	0.46%
28-Feb-22	176,525,716.77	11.136029	-0.81%	-0.71%	-0.69%	-0.06%	0.59%
27-Feb-22	175,923,854.63	11.126716	-1.76%	-0.17%	-0.99%	-0.17%	0.51%
26-Feb-22	175,915,129.32	11.126164	-1.50%	0.41%	-0.32%	-0.20%	0.51%
25-Feb-22	175,906,403.80	11.125612	0.49%	-1.22%	-1.00%	-0.21%	0.57%
24-Feb-22	175,677,944.17	11.124095	-0.11%	-0.85%	-1.03%	-0.24%	0.54%
23-Feb-22	176,730,667.47	11.124365	-1.66%	-0.81%	-1.01%	-0.23%	0.47%
22-Feb-22	177,337,674.52	11.134493	-0.49%	-0.22%	-0.78%	-0.01%	0.77%
21-Feb-22	178,346,227.49	11.128077	-1.12%	-0.42%	-1.04%	-0.10%	0.72%
20-Feb-22	178,830,838.87	11.125192	-1.38%	-1.35%	-1.06%	-0.15%	0.70%
19-Feb-22	178,821,295.26	11.124598	-1.38%	-1.35%	-1.19%	-0.12%	0.69%
18-Feb-22	178,811,749.33	11.124005	-0.94%	-1.48%	-1.12%	-0.11%	0.70%
17-Feb-22	179,030,001.05	11.134319	-0.29%	-1.32%	-0.73%	0.08%	0.81%
16-Feb-22	184,144,379.97	11.139254	0.44%	-1.02%	-0.54%	0.18%	0.84%
15-Feb-22	184,257,615.09	11.150142	1.56%	-0.40%	-0.12%	0.39%	0.92%
14-Feb-22	185,270,025.42	11.144084	0.96%	-0.77%	-0.43%	0.30%	0.81%
13-Feb-22	184,230,666.80	11.136553	0.20%	-0.68%	-0.67%	0.16%	0.74%
12-Feb-22	184,220,942.53	11.135966	-0.19%	-1.27%	-0.73%	0.15%	0.74%
11-Feb-22	184,211,216.81	11.135378	-0.49%	-0.69%	-0.70%	0.14%	0.75%
10-Feb-22	184,337,782.84	11.136795	-0.23%	-0.27%	-0.64%	0.17%	0.75%
9-Feb-22	185,022,482.28	11.132592	-0.81%	-0.47%	-0.77%	0.10%	0.72%
8-Feb-22	184,590,010.76	11.139415	-0.01%	-0.08%	-0.56%	0.32%	0.83%
7-Feb-22	183,959,191.47	11.146855	0.87%	-0.89%	-0.47%	0.52%	0.89%
6-Feb-22	187,437,528.20	11.152672	1.56%	7.03%	-0.32%	0.74%	0.94%
5-Feb-22	187,427,875.07	11.152098	1.11%	0.17%	-0.27%	0.53%	0.94%

Fecha	Patrimonio neto del Fondo	Valor Cuota	Rentabilidad				
			30 días	60 días	90 días	180 días	365 días
4-Feb-22	187,418,214.77	11.151523	-0.11%	1.37%	-0.27%	0.56%	0.93%
3-Feb-22	188,232,037.30	11.149412	-1.50%	-0.49%	-0.33%	0.53%	0.91%
2-Feb-22	186,239,947.97	11.146204	-1.92%	-0.64%	-0.43%	0.47%	0.90%
1-Feb-22	189,179,650.34	11.141701	-1.91%	-0.86%	-0.39%	0.38%	0.85%
31-Jan-22	189,699,630.90	11.160742	0.23%	0.07%	0.42%	0.73%	1.03%
30-Jan-22	189,208,714.37	11.144028	-1.54%	-0.60%	-0.33%	0.46%	0.88%
29-Jan-22	189,198,694.66	11.143438	-0.61%	-0.57%	-0.35%	0.48%	0.88%
28-Jan-22	189,188,687.56	11.142849	1.43%	0.43%	-0.42%	0.44%	0.92%
27-Jan-22	187,732,811.01	11.139912	2.32%	-0.71%	-0.52%	0.39%	0.90%
26-Jan-22	187,950,939.74	11.121117	-2.94%	-1.71%	-1.19%	0.05%	0.76%
25-Jan-22	188,341,672.59	11.125061	-1.59%	-1.47%	-1.00%	0.17%	0.78%
24-Jan-22	189,900,391.80	11.139523	0.04%	-0.90%	-0.57%	0.45%	0.91%
23-Jan-22	189,890,622.27	11.138950	0.04%	-0.97%	-0.57%	0.42%	0.91%
22-Jan-22	189,880,831.05	11.138375	0.28%	-0.87%	-0.48%	0.42%	0.90%
21-Jan-22	189,871,022.43	11.137800	-1.32%	-1.06%	-0.47%	0.40%	0.85%
20-Jan-22	189,861,213.77	11.137225	-1.32%	-0.97%	-0.48%	0.39%	0.85%
19-Jan-22	190,411,605.35	11.132590	-2.02%	-1.19%	-0.64%	0.31%	0.84%
18-Jan-22	191,202,685.48	11.137007	-2.35%	-0.93%	-0.47%	0.42%	0.87%
17-Jan-22	191,816,639.23	11.135200	-2.49%	-1.00%	-0.70%	0.43%	0.85%
16-Jan-22	192,357,771.18	11.135819	-2.37%	-1.09%	-0.50%	0.42%	0.86%
15-Jan-22	192,348,155.69	11.135262	-2.50%	-1.07%	-0.73%	0.41%	0.85%
14-Jan-22	192,338,539.97	11.134705	-1.56%	-1.17%	-0.74%	0.40%	0.87%
13-Jan-22	192,285,969.63	11.137674	-2.36%	-0.93%	-0.62%	0.46%	0.85%
12-Jan-22	192,784,199.82	11.139834	-0.90%	-0.79%	-0.53%	0.51%	0.83%
11-Jan-22	192,799,916.71	11.138909	-0.31%	-0.81%	-0.52%	0.42%	0.85%
10-Jan-22	192,439,306.64	11.140001	-0.14%	-0.81%	-0.39%	0.53%	0.85%
9-Jan-22	192,430,001.25	11.139463	-0.15%	-1.10%	-0.46%	0.56%	0.85%
8-Jan-22	192,420,695.63	11.138924	-2.64%	-1.23%	-0.44%	0.60%	0.85%
7-Jan-22	192,411,389.79	11.138385	12.49%	-1.16%	-0.47%	0.59%	0.88%
6-Jan-22	192,461,695.38	11.141895	-0.78%	-0.93%	-0.34%	0.66%	0.92%
5-Jan-22	193,684,983.53	11.152515	2.85%	-0.33%	0.06%	0.86%	1.01%
4-Jan-22	199,484,760.95	11.163179	0.52%	0.28%	0.52%	1.02%	1.12%
3-Jan-22	200,279,339.29	11.163813	0.64%	0.62%	0.46%	1.01%	1.13%
2-Jan-22	198,551,435.62	11.159226	0.19%	0.55%	0.43%	0.80%	1.09%
1-Jan-22	198,541,521.75	11.158669	-0.08%	0.30%	0.22%	0.90%	1.09%
31-Dec-21	198,531,607.94	11.158112	0.34%	0.27%	0.19%	0.98%	1.09%
30-Dec-21	198,358,250.46	11.149031	-0.52%	-0.30%	-0.13%	0.82%	1.01%
29-Dec-21	201,172,230.50	11.129760	-0.56%	-1.33%	-0.82%	0.47%	0.96%
28-Dec-21	201,407,689.01	11.118665	-3.74%	-1.92%	-1.24%	0.28%	0.85%
27-Dec-21	199,853,461.80	11.148055	-0.49%	-0.24%	-0.07%	0.85%	1.11%
26-Dec-21	200,030,597.16	11.139653	-1.35%	-0.85%	-0.45%	0.76%	1.04%
25-Dec-21	200,020,956.62	11.139117	-1.84%	-0.85%	-0.31%	0.72%	1.03%
24-Dec-21	200,011,313.18	11.138580	-1.98%	-0.70%	-0.50%	0.72%	1.03%
23-Dec-21	199,959,422.95	11.135825	-2.02%	-0.82%	-0.59%	0.67%	1.01%
22-Dec-21	200,599,527.42	11.149896	-0.80%	-0.03%	-0.07%	0.93%	1.19%
21-Dec-21	201,195,951.75	11.149363	-0.61%	-0.05%	-0.08%	0.84%	1.20%
20-Dec-21	215,351,706.19	11.151095	-0.37%	0.06%	-0.19%	0.88%	1.11%
19-Dec-21	215,572,076.22	11.158515	0.49%	0.22%	-0.02%	0.98%	1.18%
18-Dec-21	215,562,742.36	11.158032	0.50%	0.46%	0.25%	0.92%	1.17%
17-Dec-21	215,553,408.27	11.157549	0.19%	0.12%	0.25%	0.88%	1.18%
16-Dec-21	216,311,918.59	11.158188	0.35%	0.18%	0.28%	0.90%	1.20%

Fecha	Patrimonio neto del Fondo	Valor Cuota	Rentabilidad				
			30 días	60 días	90 días	180 días	365 días
15-Dec-21	217,496,723.97	11.149014	-0.78%	-0.31%	-0.04%	0.73%	1.20%
14-Dec-21	218,027,478.83	11.159276	0.49%	0.27%	0.31%	0.95%	1.28%
13-Dec-21	217,896,131.87	11.148038	-0.68%	-0.28%	-0.14%	0.80%	1.18%
12-Dec-21	220,901,118.16	11.141757	-1.32%	-0.48%	-0.35%	0.66%	1.13%
11-Dec-21	220,891,811.02	11.141287	-1.47%	-0.59%	-0.32%	0.70%	1.12%
10-Dec-21	220,882,503.66	11.140818	-2.06%	-0.55%	-0.27%	0.66%	1.08%
9-Dec-21	221,850,254.74	11.163150	0.18%	0.64%	0.55%	1.07%	1.33%
8-Dec-21	219,178,258.39	11.025212	-14.66%	-6.87%	-4.46%	-1.44%	0.15%
7-Dec-21	220,818,580.17	11.149027	-1.08%	-0.10%	0.03%	0.83%	1.19%
6-Dec-21	233,477,516.39	11.126465	-3.49%	-1.23%	-0.65%	0.43%	1.00%
5-Dec-21	234,257,884.85	11.158380	0.04%	0.39%	0.37%	1.06%	1.29%
4-Dec-21	234,248,468.22	11.157931	0.59%	0.58%	0.50%	1.08%	1.29%
3-Dec-21	234,239,051.35	11.157483	0.91%	0.27%	0.38%	1.06%	1.31%
2-Dec-21	234,069,144.57	11.159417	0.68%	0.35%	0.46%	1.10%	1.34%
1-Dec-21	234,182,373.08	11.154977	0.20%	0.12%	0.31%	1.03%	1.31%
30-Nov-21	234,356,073.05	11.153818	-0.07%	0.08%	0.38%	0.97%	1.30%
29-Nov-21	234,301,815.83	11.134897	-2.10%	-0.97%	-0.17%	0.63%	1.11%
28-Nov-21	236,333,689.38	11.152983	-0.09%	0.16%	0.62%	0.97%	1.28%
27-Nov-21	236,323,786.21	11.152516	0.01%	0.03%	0.55%	0.97%	1.28%
26-Nov-21	236,313,838.35	11.152046	-0.35%	0.24%	0.53%	0.96%	1.30%
25-Nov-21	238,806,987.96	11.155999	0.15%	0.21%	0.69%	1.04%	1.31%
24-Nov-21	236,793,495.85	11.156696	0.57%	0.26%	0.72%	1.06%	1.38%
23-Nov-21	236,417,332.93	11.154377	0.38%	0.14%	0.71%	1.02%	1.36%
22-Nov-21	241,080,160.68	11.157266	0.74%	0.31%	0.87%	1.07%	1.38%
21-Nov-21	241,176,720.27	11.154948	0.52%	-0.08%	0.78%	1.04%	1.37%
20-Nov-21	241,166,701.81	11.154485	0.50%	-0.25%	0.86%	1.03%	1.37%
19-Nov-21	241,156,669.41	11.154021	-0.05%	0.16%	0.87%	1.03%	1.36%
18-Nov-21	241,095,021.61	11.153483	0.42%	0.16%	0.86%	1.02%	1.35%
17-Nov-21	241,050,651.19	11.155785	0.04%	0.30%	0.96%	1.07%	1.38%
16-Nov-21	243,340,414.71	11.154954	0.00%	0.26%	0.96%	1.05%	1.41%
15-Nov-21	243,415,205.23	11.156124	0.16%	0.29%	1.04%	1.08%	1.42%
14-Nov-21	243,354,963.04	11.154755	0.05%	0.16%	0.99%	1.10%	1.42%
13-Nov-21	243,344,949.54	11.154296	0.13%	0.16%	0.96%	1.15%	1.42%
12-Nov-21	243,334,926.70	11.153836	0.35%	0.21%	0.95%	1.10%	1.42%
11-Nov-21	243,185,092.68	11.154804	0.30%	0.35%	1.00%	1.13%	1.45%
10-Nov-21	242,527,797.46	11.159685	0.95%	0.63%	1.19%	1.22%	1.52%
9-Nov-21	243,053,511.82	11.161453	1.09%	0.74%	1.44%	1.27%	1.52%
8-Nov-21	242,424,249.99	11.159656	0.93%	0.62%	1.50%	1.26%	1.50%
7-Nov-21	243,278,677.40	11.158942	0.89%	0.80%	1.72%	1.23%	1.50%
6-Nov-21	243,268,849.97	11.158491	1.04%	0.55%	1.29%	1.22%	1.50%
5-Nov-21	243,259,010.63	11.158040	0.75%	0.76%	1.35%	1.22%	1.53%
4-Nov-21	243,532,014.59	11.152488	0.56%	0.30%	1.16%	1.12%	1.50%
3-Nov-21	241,883,827.62	11.149189	-0.37%	0.13%	1.05%	1.07%	1.48%
2-Nov-21	248,862,581.41	11.153221	0.02%	0.36%	1.17%	1.16%	1.52%
1-Nov-21	248,712,233.81	11.153148	0.05%	0.54%	1.19%	1.26%	1.53%
31-Oct-21	250,967,882.87	11.154461	0.22%	0.81%	1.29%	1.20%	1.55%
30-Oct-21	250,960,190.75	11.154119	0.16%	1.00%	1.35%	1.20%	1.55%
29-Oct-21	250,952,506.28	11.153778	0.41%	0.90%	1.28%	1.18%	1.55%
28-Oct-21	250,956,436.08	11.152434	0.06%	0.82%	1.24%	1.17%	1.55%
27-Oct-21	255,833,715.57	11.155230	0.83%	0.99%	1.35%	1.22%	1.58%
26-Oct-21	255,682,165.08	11.154662	0.26%	0.97%	1.42%	1.28%	1.57%

Fecha	Patrimonio neto del Fondo	Valor Cuota	Rentabilidad				
			30 días	60 días	90 días	180 días	365 días
25-Oct-21	258,331,667.02	11.151477	-0.06%	0.91%	1.33%	1.18%	1.55%
24-Oct-21	258,858,475.34	11.150852	-0.10%	0.95%	1.27%	1.18%	1.54%
23-Oct-21	258,850,905.86	11.150526	-0.11%	0.93%	1.29%	1.20%	1.55%
22-Oct-21	258,843,338.26	11.150200	-0.67%	1.05%	1.24%	1.27%	1.56%
21-Oct-21	258,573,593.81	11.149916	-1.00%	1.08%	1.25%	1.27%	1.54%
20-Oct-21	255,983,097.27	11.154455	0.37%	1.35%	1.42%	1.36%	1.62%
19-Oct-21	256,028,693.85	11.149593	-0.11%	1.10%	1.30%	1.17%	1.56%
18-Oct-21	257,007,915.04	11.155390	0.55%	1.46%	1.60%	1.29%	1.63%
17-Oct-21	262,184,215.44	11.154959	0.53%	1.50%	1.54%	1.27%	1.63%
16-Oct-21	262,176,726.95	11.154640	0.42%	1.48%	1.52%	1.25%	1.63%
15-Oct-21	262,169,238.27	11.154322	0.27%	1.44%	1.52%	1.29%	1.56%
14-Oct-21	262,045,569.90	11.153107	0.19%	1.39%	1.48%	1.28%	1.56%
13-Oct-21	260,763,795.98	11.150618	0.07%	1.27%	1.41%	1.24%	1.57%
12-Oct-21	260,739,031.28	11.152071	0.41%	1.37%	1.32%	1.23%	1.59%
11-Oct-21	262,670,135.74	11.150991	0.32%	1.59%	1.47%	1.36%	1.52%
10-Oct-21	266,636,727.40	11.151435	0.39%	1.80%	1.55%	1.27%	1.53%
9-Oct-21	266,629,438.04	11.151130	0.32%	2.15%	1.64%	1.27%	1.53%
8-Oct-21	266,622,148.50	11.150825	0.71%	1.52%	1.64%	1.28%	1.63%
7-Oct-21	265,348,955.59	11.148994	0.07%	1.54%	1.58%	1.25%	1.63%
6-Oct-21	265,985,822.95	11.151184	0.77%	1.67%	1.67%	1.30%	1.69%
5-Oct-21	265,374,481.20	11.147365	0.04%	1.48%	1.46%	1.27%	1.64%
4-Oct-21	264,297,529.30	11.152546	0.63%	1.72%	1.62%	1.47%	1.68%
3-Oct-21	263,271,899.86	11.153017	0.71%	1.77%	1.38%	1.53%	1.69%
2-Oct-21	263,264,866.71	11.152719	1.03%	1.84%	1.59%	1.37%	1.69%
1-Oct-21	263,257,833.38	11.152421	1.41%	1.93%	1.75%	1.38%	1.70%
30-Sep-21	262,056,680.90	11.152673	1.84%	1.85%	1.77%	1.39%	1.70%
29-Sep-21	262,272,940.38	11.150012	1.39%	1.72%	1.69%	1.35%	1.74%
28-Sep-21	262,860,484.65	11.151897	1.58%	1.84%	1.78%	1.39%	1.76%
27-Sep-21	267,891,086.25	11.147653	1.15%	1.74%	1.68%	1.36%	1.76%
26-Sep-21	273,986,740.01	11.152234	1.68%	2.03%	1.98%	1.43%	1.81%
25-Sep-21	273,980,805.52	11.151992	1.87%	1.97%	1.91%	1.39%	1.81%
24-Sep-21	273,974,870.16	11.151751	2.00%	2.00%	1.91%	1.45%	1.67%
23-Sep-21	273,968,935.37	11.151509	1.97%	1.94%	1.91%	1.45%	1.68%
22-Sep-21	270,040,653.48	11.156347	2.77%	2.22%	2.10%	1.55%	1.72%
21-Sep-21	269,374,011.04	11.159132	3.18%	2.39%	2.05%	1.52%	1.74%
20-Sep-21	270,293,743.33	11.151035	2.32%	2.02%	1.75%	1.24%	1.67%
19-Sep-21	268,823,171.63	11.150610	2.31%	2.13%	1.67%	1.34%	1.67%
18-Sep-21	268,817,301.22	11.150366	2.37%	2.06%	1.56%	1.61%	1.68%
17-Sep-21	268,811,414.60	11.150122	2.47%	2.04%	1.49%	1.77%	1.67%
16-Sep-21	264,752,479.45	11.150830	2.54%	2.08%	1.52%	1.79%	1.69%
15-Sep-21	266,931,959.10	11.151815	2.61%	2.15%	1.57%	1.81%	1.70%
14-Sep-21	266,563,824.31	11.151347	2.59%	2.15%	1.61%	1.73%	1.70%
13-Sep-21	266,256,675.24	11.149973	2.47%	1.87%	1.67%	1.57%	1.70%
12-Sep-21	266,989,315.30	11.148303	2.32%	2.05%	1.57%	1.55%	1.69%
11-Sep-21	266,983,590.55	11.148064	2.86%	2.14%	1.65%	1.45%	1.69%
10-Sep-21	266,977,866.68	11.147825	3.21%	2.28%	1.57%	1.45%	1.72%
9-Sep-21	266,130,029.42	11.148225	3.98%	2.31%	1.60%	1.47%	1.72%
8-Sep-21	260,916,740.31	11.144302	2.32%	2.11%	1.47%	1.40%	1.68%
7-Sep-21	260,935,062.13	11.148322	3.00%	2.35%	1.63%	1.56%	1.73%
6-Sep-21	257,187,997.72	11.144141	2.57%	2.01%	1.51%	1.62%	1.69%
5-Sep-21	255,213,616.35	11.147026	2.92%	2.12%	1.70%	1.62%	1.72%

Fecha	Patrimonio neto del Fondo	Valor Cuota	Rentabilidad				
			30 días	60 días	90 días	180 días	365 días
4-Sep-21	255,208,028.05	11.146782	2.81%	1.73%	1.75%	1.74%	1.72%
3-Sep-21	255,202,435.00	11.146537	2.83%	2.05%	1.73%	1.59%	1.70%
2-Sep-21	254,472,664.23	11.143323	2.66%	2.13%	1.62%	1.54%	1.71%
1-Sep-21	251,996,495.24	11.139543	2.46%	1.94%	1.49%	1.47%	1.73%
31-Aug-21	252,349,362.69	11.135823	1.86%	1.75%	1.28%	1.46%	1.63%
30-Aug-21	252,084,610.06	11.137332	2.05%	1.87%	1.34%	1.48%	1.69%
29-Aug-21	249,140,117.10	11.137420	2.10%	1.96%	1.37%	1.60%	1.69%
28-Aug-21	249,134,041.87	11.137148	2.33%	2.14%	1.38%	1.21%	1.69%
27-Aug-21	249,127,951.51	11.136876	2.39%	2.03%	1.37%	1.22%	1.73%
26-Aug-21	248,317,714.68	11.134904	2.07%	1.95%	1.31%	1.19%	1.69%
25-Aug-21	247,776,548.36	11.133446	2.00%	1.88%	1.27%	1.17%	1.72%
24-Aug-21	247,856,179.59	11.133465	1.90%	1.90%	1.27%	1.31%	1.72%
23-Aug-21	247,107,388.54	11.130979	1.66%	1.53%	1.17%	1.22%	1.67%
22-Aug-21	247,258,138.69	11.130067	1.60%	1.48%	1.17%	1.06%	1.67%
21-Aug-21	247,251,927.94	11.129788	1.72%	1.36%	1.15%	1.48%	1.67%
20-Aug-21	247,245,688.04	11.129507	1.96%	1.20%	1.16%	1.48%	1.68%
19-Aug-21	247,281,327.90	11.128647	1.74%	1.06%	1.12%	1.48%	1.70%
18-Aug-21	248,766,787.18	11.127495	1.60%	1.01%	1.10%	1.46%	1.69%
17-Aug-21	248,937,430.06	11.127561	1.62%	1.03%	1.09%	1.48%	1.68%
16-Aug-21	248,347,044.69	11.127913	1.69%	1.13%	1.14%	1.53%	1.71%
15-Aug-21	248,340,914.44	11.127638	1.70%	1.29%	1.20%	1.49%	1.71%
14-Aug-21	248,334,784.03	11.127364	1.26%	1.20%	1.32%	1.45%	1.71%
13-Aug-21	248,328,650.12	11.127089	1.78%	1.33%	1.23%	1.32%	1.71%
12-Aug-21	238,451,903.15	11.121961	1.42%	0.94%	1.05%	1.24%	1.70%
11-Aug-21	239,886,208.63	11.118510	1.35%	0.77%	0.94%	1.18%	1.65%
10-Aug-21	239,430,785.64	11.111889	0.64%	0.42%	0.73%	1.08%	1.54%
9-Aug-21	237,641,870.83	11.123121	1.91%	1.06%	1.19%	1.27%	1.58%
8-Aug-21	242,832,541.67	11.120891	1.70%	0.99%	1.08%	1.25%	1.57%
7-Aug-21	242,826,371.04	11.120609	1.44%	1.11%	1.06%	1.34%	1.57%
6-Aug-21	242,820,200.25	11.120326	1.32%	1.17%	1.06%	1.31%	1.58%
5-Aug-21	242,113,334.20	11.121103	0.65%	1.20%	1.10%	1.33%	1.58%
4-Aug-21	242,042,138.83	11.120651	1.27%	1.19%	1.09%	1.33%	1.58%
3-Aug-21	239,408,251.41	11.119025	1.59%	1.12%	1.07%	1.29%	1.59%
2-Aug-21	238,691,044.22	11.117094	1.42%	0.89%	1.19%	1.26%	1.60%
1-Aug-21	244,453,023.50	11.118813	1.64%	1.00%	1.09%	1.32%	1.62%
31-Jul-21	244,447,552.78	11.118564	1.69%	1.02%	1.10%	1.31%	1.62%
30-Jul-21	244,440,480.30	11.118242	1.82%	1.04%	1.07%	1.31%	1.60%
29-Jul-21	232,903,377.24	11.115833	1.95%	0.91%	0.99%	1.27%	1.58%
28-Jul-21	232,839,646.29	11.115064	1.67%	0.88%	0.98%	1.26%	1.60%
27-Jul-21	232,493,298.06	11.116017	1.82%	0.95%	1.14%	1.37%	1.64%
26-Jul-21	229,382,507.74	11.115168	1.76%	0.90%	1.04%	1.37%	1.62%
25-Jul-21	228,385,035.71	11.116124	1.90%	0.94%	1.08%	1.44%	1.64%
24-Jul-21	228,378,004.50	11.115782	1.39%	0.97%	1.13%	1.40%	1.64%
23-Jul-21	228,370,964.51	11.115439	1.35%	0.94%	1.26%	1.40%	1.75%
22-Jul-21	229,065,847.52	11.114102	1.00%	0.89%	1.23%	1.38%	1.75%
21-Jul-21	228,740,384.03	11.111646	0.44%	0.75%	1.15%	1.34%	1.73%
20-Jul-21	228,728,989.00	11.112721	0.37%	0.85%	1.00%	1.27%	1.73%
19-Jul-21	218,979,601.21	11.112922	0.42%	0.84%	1.02%	1.28%	1.74%
18-Jul-21	218,727,967.43	11.112800	0.44%	0.88%	0.99%	1.35%	1.75%
17-Jul-21	218,721,184.33	11.112455	0.56%	0.97%	0.96%	1.32%	1.75%
16-Jul-21	218,714,401.07	11.112111	0.87%	1.15%	1.04%	1.30%	1.76%

Fecha	Patrimonio neto del Fondo	Valor Cuota	Rentabilidad				
			30 días	60 días	90 días	180 días	365 días
15-Jul-21	214,251,170.08	11.115826	1.15%	1.23%	1.19%	1.37%	1.81%
14-Jul-21	214,183,437.17	11.110822	0.88%	0.97%	1.02%	1.28%	1.76%
13-Jul-21	214,211,430.83	11.108995	0.46%	0.89%	0.89%	1.30%	1.74%
12-Jul-21	215,472,044.09	11.106179	0.19%	0.79%	1.07%	1.14%	1.74%
11-Jul-21	217,424,134.72	11.106027	0.20%	0.84%	0.87%	1.06%	1.74%
10-Jul-21	217,417,785.22	11.105702	0.21%	0.78%	0.88%	1.12%	1.74%
9-Jul-21	217,411,410.28	11.105377	0.29%	0.75%	0.90%	1.10%	1.67%
8-Jul-21	215,424,067.30	11.107433	0.77%	0.88%	0.99%	1.14%	1.71%
7-Jul-21	218,400,810.48	11.108270	1.02%	0.94%	1.03%	1.16%	1.74%
6-Jul-21	218,012,513.67	11.115205	1.74%	1.34%	1.36%	1.36%	1.82%
5-Jul-21	217,530,600.50	11.109096	1.11%	1.06%	1.34%	1.26%	1.77%
4-Jul-21	217,210,957.66	11.104482	0.64%	1.10%	1.28%	1.16%	1.73%
3-Jul-21	217,204,660.50	11.104160	0.36%	0.84%	0.95%	1.19%	1.73%
2-Jul-21	217,198,365.30	11.103838	0.36%	0.84%	0.99%	1.19%	1.73%
1-Jul-21	216,925,528.36	11.103162	0.35%	0.77%	0.97%	1.18%	1.73%
30-Jun-21	215,581,295.24	11.101676	0.26%	0.71%	0.93%	1.16%	1.71%
29-Jun-21	212,583,427.84	11.098078	-0.13%	0.53%	0.82%	1.10%	1.70%
28-Jun-21	212,102,031.32	11.099804	0.09%	0.82%	0.97%	1.15%	1.73%
27-Jun-21	211,212,741.08	11.099407	0.08%	0.69%	0.93%	1.38%	1.73%
26-Jun-21	211,207,054.42	11.099108	0.05%	0.69%	0.85%	1.36%	1.73%
25-Jun-21	211,201,368.08	11.098810	-0.01%	0.76%	0.97%	1.34%	1.77%
24-Jun-21	209,992,395.29	11.103138	0.55%	1.22%	1.14%	1.43%	1.86%
23-Jun-21	209,992,395.29	11.103138	0.54%	1.24%	1.15%	1.43%	1.85%
22-Jun-21	209,258,370.86	11.104989	0.78%	1.37%	1.05%	1.47%	1.85%
21-Jun-21	209,820,303.11	11.107657	1.07%	1.22%	0.90%	1.53%	1.88%
20-Jun-21	209,665,139.26	11.109358	1.32%	1.34%	1.17%	1.67%	1.90%
19-Jun-21	209,659,458.92	11.109057	1.25%	1.29%	1.71%	1.70%	1.90%
18-Jun-21	209,653,776.58	11.108756	1.31%	1.24%	2.02%	1.46%	1.87%
17-Jun-21	209,762,825.88	11.107369	1.39%	1.30%	1.98%	1.44%	1.86%
16-Jun-21	212,242,187.21	11.104144	1.43%	1.14%	1.88%	1.39%	1.89%
15-Jun-21	215,469,533.96	11.105374	1.31%	1.23%	1.78%	1.43%	1.91%
14-Jun-21	214,756,244.46	11.102837	1.06%	0.99%	1.41%	1.42%	1.90%
13-Jun-21	214,774,738.00	11.104766	1.31%	1.53%	1.51%	1.62%	1.93%
12-Jun-21	214,769,100.20	11.104474	1.39%	1.22%	1.30%	1.60%	1.93%
11-Jun-21	214,763,462.17	11.104183	1.48%	1.24%	1.31%	1.59%	1.93%
10-Jun-21	214,096,633.83	11.103799	1.36%	1.26%	1.31%	1.58%	1.93%
9-Jun-21	214,279,561.46	11.102748	1.21%	1.22%	1.28%	1.57%	1.93%
8-Jun-21	213,307,228.44	11.100415	0.98%	1.12%	1.36%	1.45%	1.88%
7-Jun-21	212,037,429.98	11.098975	0.86%	1.15%	1.59%	1.51%	1.88%
6-Jun-21	211,506,942.03	11.099291	0.93%	1.48%	1.49%	1.68%	1.89%
5-Jun-21	211,501,088.03	11.098984	1.02%	1.62%	1.73%	1.50%	1.89%
4-Jun-21	211,495,234.49	11.098677	1.56%	1.13%	1.43%	1.51%	1.89%
3-Jun-21	212,071,200.20	11.100872	1.31%	1.31%	1.52%	1.56%	1.93%
2-Jun-21	212,065,390.40	11.100568	1.31%	1.32%	1.52%	1.56%	1.92%
1-Jun-21	211,482,508.92	11.099958	1.20%	1.31%	1.60%	1.60%	1.90%
31-May-21	211,648,086.17	11.099298	1.16%	1.29%	1.56%	1.61%	1.88%
30-May-21	210,286,304.88	11.099292	1.20%	1.43%	1.81%	1.63%	1.89%
29-May-21	210,280,856.64	11.099004	1.56%	1.37%	1.03%	1.63%	1.89%
28-May-21	210,275,408.26	11.098717	1.31%	1.26%	1.04%	1.58%	1.91%
27-May-21	208,602,841.55	11.098684	1.33%	1.44%	1.05%	1.59%	1.88%
26-May-21	208,461,735.39	11.098909	1.53%	1.47%	1.07%	1.60%	2.16%

Fecha	Patrimonio neto del Fondo	Valor Cuota	Rentabilidad				
			30 días	60 días	90 días	180 días	365 días
25-May-21	207,633,687.66	11.098107	1.88%	1.44%	1.32%	1.65%	2.15%
24-May-21	207,752,416.84	11.098223	1.94%	1.20%	1.24%	1.59%	2.16%
23-May-21	207,000,374.38	11.097881	1.95%	0.81%	0.94%	1.71%	2.16%
22-May-21	207,000,374.38	11.097881	1.36%	1.13%	1.79%	1.71%	2.17%
21-May-21	206,989,179.28	11.097281	1.36%	1.92%	1.78%	1.70%	2.17%
20-May-21	206,932,627.98	11.097632	1.32%	2.42%	1.81%	1.71%	2.19%
19-May-21	207,053,015.17	11.096773	1.16%	2.39%	1.80%	1.70%	2.18%
18-May-21	207,022,905.75	11.094709	1.20%	2.30%	1.75%	1.67%	2.21%
17-May-21	206,652,463.66	11.091143	0.85%	1.89%	1.70%	1.59%	2.16%
16-May-21	201,571,075.71	11.093464	1.16%	1.60%	1.72%	1.66%	2.19%
15-May-21	201,565,566.72	11.093161	0.93%	1.62%	1.65%	1.73%	2.19%
14-May-21	201,560,044.81	11.092857	1.75%	1.31%	1.39%	1.72%	2.22%
13-May-21	200,836,302.36	11.091808	1.04%	1.28%	1.37%	1.71%	2.24%
12-May-21	200,302,725.17	11.090677	0.99%	1.24%	1.34%	1.70%	2.25%
11-May-21	200,152,370.21	11.091421	1.16%	1.29%	1.41%	1.73%	2.17%
10-May-21	200,863,452.55	11.091676	1.23%	1.56%	1.39%	1.77%	2.21%
9-May-21	200,800,511.20	11.091437	1.25%	1.97%	1.41%	1.82%	2.22%
8-May-21	200,794,511.38	11.091106	1.44%	1.79%	1.59%	1.78%	2.22%
7-May-21	200,788,504.97	11.090774	2.01%	2.14%	1.54%	1.78%	2.22%
6-May-21	202,988,059.65	11.089700	2.23%	1.65%	1.51%	1.77%	2.25%
5-May-21	202,866,162.17	11.084434	0.70%	1.38%	1.34%	1.68%	2.16%
4-May-21	199,500,916.13	11.088904	1.31%	1.64%	1.46%	1.83%	2.21%
3-May-21	199,784,215.08	11.088601	1.32%	1.78%	1.48%	1.87%	2.21%
2-May-21	200,273,108.86	11.089054	1.42%	1.77%	1.54%	1.89%	2.22%
1-May-21	200,266,866.72	11.088709	1.42%	2.13%	1.52%	1.90%	2.22%
30-Apr-21	200,260,624.12	11.088363	1.65%	0.96%	1.52%	1.90%	2.22%
29-Apr-21	198,635,548.08	11.084835	1.18%	0.79%	1.40%	1.85%	2.20%
28-Apr-21	195,353,318.01	11.086814	1.21%	0.92%	1.49%	1.90%	2.25%
27-Apr-21	192,517,854.79	11.086598	1.56%	0.94%	1.67%	1.90%	2.23%
26-Apr-21	192,329,884.67	11.085003	1.41%	1.26%	1.63%	1.90%	2.27%
25-Apr-21	191,682,745.78	11.080964	1.01%	0.92%	1.59%	1.83%	2.24%
24-Apr-21	191,675,362.54	11.080537	0.46%	0.46%	1.51%	1.82%	2.24%
23-Apr-21	191,667,979.91	11.080110	-0.32%	1.71%	1.51%	1.82%	2.22%
22-Apr-21	192,339,690.70	11.085469	0.89%	2.02%	1.71%	1.92%	2.24%
21-Apr-21	193,051,981.13	11.084920	2.48%	2.02%	1.70%	1.92%	2.23%
20-Apr-21	194,399,783.26	11.085634	3.53%	2.08%	1.54%	1.97%	2.29%
19-Apr-21	194,541,706.87	11.086169	3.62%	2.16%	1.57%	1.94%	2.25%
18-Apr-21	195,871,695.98	11.083768	3.39%	2.15%	1.63%	1.97%	2.24%
17-Apr-21	195,864,391.81	11.083355	2.92%	2.03%	1.58%	1.93%	2.24%
16-Apr-21	195,857,088.60	11.082941	2.04%	1.92%	1.52%	1.97%	2.26%
15-Apr-21	195,300,648.70	11.084717	2.32%	1.64%	1.60%	2.01%	2.29%
14-Apr-21	194,398,336.88	11.076896	0.87%	1.23%	1.32%	1.88%	2.24%
13-Apr-21	202,229,544.61	11.082290	1.52%	1.55%	1.61%	1.84%	2.31%
12-Apr-21	203,534,153.70	11.081666	1.48%	1.58%	1.39%	1.84%	2.30%
11-Apr-21	203,406,545.08	11.080875	1.43%	1.49%	1.21%	1.90%	2.30%
10-Apr-21	203,399,313.21	11.080481	1.90%	1.52%	1.30%	1.89%	2.31%
9-Apr-21	203,392,079.78	11.080087	2.68%	1.78%	1.26%	1.78%	2.31%
8-Apr-21	206,591,606.82	11.078006	2.13%	1.60%	1.20%	1.75%	2.30%
7-Apr-21	206,202,930.34	11.072443	2.26%	1.32%	1.00%	1.66%	2.26%
6-Apr-21	205,410,067.99	11.069449	1.07%	1.18%	1.04%	1.81%	2.24%
5-Apr-21	205,364,423.66	11.078080	2.05%	1.60%	1.38%	1.99%	2.32%

Fecha	Patrimonio neto del Fondo	Valor Cuota	Rentabilidad				
			30 días	60 días	90 días	180 días	365 días
4-Apr-21	205,189,315.03	11.076933	1.96%	1.57%	1.30%	2.05%	2.32%
3-Apr-21	205,182,121.84	11.076545	2.23%	1.62%	1.37%	2.02%	2.32%
2-Apr-21	205,174,928.47	11.076157	2.12%	1.58%	1.36%	2.00%	2.29%
1-Apr-21	205,167,691.17	11.075766	2.83%	1.59%	1.36%	2.00%	2.29%
31-Mar-21	204,982,906.68	11.073336	0.26%	1.47%	1.28%	1.97%	2.28%
30-Mar-21	199,922,652.11	11.074081	0.40%	1.53%	1.31%	2.00%	2.30%
29-Mar-21	189,589,167.59	11.075798	0.64%	1.91%	1.42%	2.03%	2.41%
28-Mar-21	188,978,671.39	11.072443	0.31%	1.75%	1.78%	2.10%	2.38%
27-Mar-21	188,973,286.11	11.072127	1.10%	1.90%	1.73%	2.09%	2.39%
26-Mar-21	188,967,875.53	11.071810	0.83%	1.79%	1.69%	2.17%	2.38%
25-Mar-21	188,733,329.01	11.076337	0.46%	2.05%	1.87%	2.26%	2.46%
24-Mar-21	189,682,243.91	11.083061	3.74%	2.44%	2.13%	2.40%	2.55%
23-Mar-21	189,633,066.46	11.077380	3.15%	2.14%	1.93%	2.02%	2.51%
22-Mar-21	189,897,050.41	11.062400	1.55%	1.03%	1.40%	1.75%	2.36%
21-Mar-21	194,218,004.14	11.053604	0.64%	0.56%	1.28%	1.58%	2.29%
20-Mar-21	194,212,692.70	11.053302	0.70%	0.76%	1.35%	1.57%	2.29%
19-Mar-21	194,207,351.58	11.052998	0.91%	0.69%	0.88%	1.58%	2.30%
18-Mar-21	194,205,134.07	11.056778	1.13%	0.84%	1.03%	1.66%	2.34%
17-Mar-21	193,541,206.79	11.064360	1.79%	1.27%	1.31%	1.81%	2.39%
16-Mar-21	193,286,195.73	11.063630	0.95%	1.25%	1.33%	1.80%	2.29%
15-Mar-21	193,668,218.63	11.068971	1.59%	1.68%	1.60%	1.90%	2.34%
14-Mar-21	195,266,455.90	11.068498	1.59%	1.36%	1.90%	1.91%	2.34%
13-Mar-21	195,260,878.24	11.068181	1.68%	1.11%	1.86%	1.91%	2.34%
12-Mar-21	195,255,300.44	11.067865	1.55%	1.26%	1.83%	1.92%	2.27%
11-Mar-21	194,351,898.06	11.063240	1.14%	0.97%	1.68%	1.84%	2.20%
10-Mar-21	194,151,711.05	11.055724	0.88%	0.57%	1.41%	1.71%	2.12%
9-Mar-21	194,000,014.62	11.058657	1.07%	0.75%	1.37%	1.83%	2.11%
8-Mar-21	193,714,239.37	11.051923	0.38%	0.60%	1.30%	1.71%	2.06%
7-Mar-21	192,515,100.20	11.059725	1.29%	1.06%	1.90%	1.85%	2.14%
6-Mar-21	192,510,005.35	11.059432	1.15%	0.99%	1.54%	1.86%	2.14%
5-Mar-21	192,504,874.63	11.059138	1.19%	1.09%	1.57%	1.85%	2.14%
4-Mar-21	191,726,871.70	11.056290	1.01%	0.95%	1.48%	1.80%	2.12%
3-Mar-21	187,995,377.75	11.056851	1.04%	0.99%	1.51%	1.82%	2.13%
2-Mar-21	189,427,493.13	11.050037	0.34%	0.63%	1.36%	1.66%	2.08%
1-Mar-21	189,095,694.44	11.070977	2.68%	1.80%	2.18%	2.12%	2.27%
28-Feb-21	185,377,322.48	11.070416	2.66%	1.83%	2.21%	2.23%	2.27%
27-Feb-21	185,370,339.50	11.069999	3.17%	2.53%	2.19%	2.10%	2.27%
26-Feb-21	185,363,300.28	11.069578	3.18%	2.45%	2.08%	2.16%	2.27%
25-Feb-21	177,965,832.47	11.062122	2.69%	2.01%	1.83%	2.03%	2.21%
24-Feb-21	176,825,701.39	11.064261	2.75%	2.14%	1.92%	2.08%	2.23%
23-Feb-21	177,186,431.24	11.072160	3.65%	2.59%	2.34%	2.31%	2.30%
22-Feb-21	176,344,989.75	11.049097	1.13%	1.34%	1.37%	1.84%	2.10%
21-Feb-21	176,501,685.59	11.048741	1.13%	1.34%	1.60%	1.93%	2.11%
20-Feb-21	176,494,363.30	11.048282	0.51%	1.63%	1.59%	1.90%	2.11%
19-Feb-21	176,487,032.28	11.047823	0.49%	1.72%	1.57%	1.85%	2.14%
18-Feb-21	175,128,055.24	11.046931	0.83%	0.98%	1.56%	1.85%	2.14%
17-Feb-21	174,998,986.77	11.044779	0.48%	0.88%	1.49%	1.82%	2.12%
16-Feb-21	175,028,500.31	11.046488	0.55%	0.99%	1.57%	1.87%	2.14%
15-Feb-21	175,936,989.87	11.048115	0.76%	1.13%	1.60%	1.95%	2.17%
14-Feb-21	176,150,387.42	11.055003	1.54%	1.63%	1.90%	2.08%	2.24%
13-Feb-21	176,143,069.17	11.054544	1.78%	2.08%	2.03%	2.06%	2.24%

Fecha	Patrimonio neto del Fondo	Valor Cuota	Rentabilidad				
			30 días	60 días	90 días	180 días	365 días
12-Feb-21	176,135,715.44	11.054082	1.13%	2.00%	2.02%	2.10%	2.24%
11-Feb-21	175,848,201.58	11.052921	0.54%	1.93%	1.99%	2.08%	2.24%
10-Feb-21	175,816,844.70	11.053784	0.97%	1.99%	2.04%	2.11%	2.26%
9-Feb-21	184,107,927.49	11.052921	0.80%	1.96%	2.04%	2.10%	2.29%
8-Feb-21	186,121,481.73	11.047718	0.26%	1.45%	1.93%	2.06%	2.18%
7-Feb-21	185,919,509.79	11.048911	0.42%	1.78%	2.07%	2.06%	2.20%
6-Feb-21	185,912,164.96	11.048474	0.82%	2.23%	1.98%	1.94%	2.20%
5-Feb-21	185,904,820.15	11.048038	0.84%	1.69%	1.98%	1.82%	2.21%
4-Feb-21	186,679,084.45	11.049002	0.84%	1.79%	2.03%	1.85%	2.23%
3-Feb-21	186,820,382.44	11.048333	0.99%	1.78%	2.03%	1.84%	2.25%
2-Feb-21	186,818,856.03	11.047112	0.89%	1.73%	2.12%	1.85%	2.22%
1-Feb-21	187,611,680.18	11.047388	0.94%	1.89%	2.22%	1.84%	2.25%
31-Jan-21	189,113,750.95	11.046908	0.92%	1.95%	2.22%	1.83%	2.26%
30-Jan-21	189,108,679.52	11.046612	0.92%	1.99%	2.24%	1.88%	2.26%
29-Jan-21	189,103,514.39	11.046310	1.00%	1.97%	2.25%	1.93%	2.26%
28-Jan-21	188,771,850.34	11.041192	1.88%	1.56%	2.08%	1.84%	2.23%
27-Jan-21	192,110,763.97	11.040759	1.73%	1.56%	2.09%	1.84%	2.22%
26-Jan-21	198,409,044.43	11.037675	1.32%	1.41%	2.00%	1.75%	2.25%
25-Jan-21	199,192,644.59	11.039351	1.53%	1.70%	2.11%	1.78%	2.19%
24-Jan-21	199,187,680.18	11.039076	1.54%	1.50%	2.12%	1.85%	2.19%
23-Jan-21	199,182,716.26	11.038801	1.54%	1.85%	2.09%	1.90%	2.20%
22-Jan-21	199,177,754.22	11.038526	1.56%	1.85%	2.10%	1.87%	2.20%
21-Jan-21	198,422,243.61	11.043686	2.75%	2.13%	2.31%	1.98%	2.25%
20-Jan-21	198,417,263.68	11.043408	2.96%	2.14%	2.32%	1.98%	2.25%
19-Jan-21	203,908,127.12	11.039430	1.13%	1.94%	2.24%	2.13%	2.22%
18-Jan-21	203,796,013.16	11.040455	1.28%	2.02%	2.18%	2.17%	2.23%
17-Jan-21	203,911,284.13	11.041529	1.42%	2.04%	2.38%	2.20%	2.25%
16-Jan-21	203,906,322.97	11.041260	1.51%	2.09%	2.31%	2.19%	2.25%
15-Jan-21	203,901,361.69	11.040991	1.72%	2.30%	2.39%	2.20%	2.28%
14-Jan-21	199,536,215.37	11.038399	2.39%	2.16%	2.31%	2.16%	2.24%
13-Jan-21	200,258,969.78	11.043846	2.88%	2.48%	2.53%	2.28%	2.30%
12-Jan-21	200,319,882.96	11.048030	3.31%	2.74%	2.42%	2.38%	2.34%
11-Jan-21	200,991,983.32	11.044946	3.01%	2.61%	2.32%	2.34%	2.32%
10-Jan-21	195,123,715.73	11.045643	3.12%	2.77%	2.50%	2.36%	2.33%
9-Jan-21	195,118,766.50	11.045363	2.64%	2.90%	2.49%	2.35%	2.32%
8-Jan-21	195,113,783.42	11.045081	3.13%	2.78%	2.27%	2.39%	2.32%
7-Jan-21	193,122,126.63	11.041075	3.63%	2.59%	2.14%	2.33%	2.28%
6-Jan-21	204,403,246.06	11.040423	2.53%	2.58%	2.14%	2.32%	2.29%
5-Jan-21	207,338,001.25	11.041404	2.75%	2.66%	2.58%	2.21%	2.29%
4-Jan-21	211,834,234.68	11.039334	2.56%	2.74%	2.54%	2.21%	2.28%
3-Jan-21	211,829,274.33	11.039076	2.57%	2.87%	2.70%	2.24%	2.28%
2-Jan-21	211,824,313.88	11.038817	2.83%	2.89%	2.64%	2.26%	2.28%
1-Jan-21	211,819,315.80	11.038557	2.97%	2.92%	2.61%	2.27%	2.29%
31-Dec-20	211,814,308.83	11.038296	3.07%	2.94%	2.62%	2.28%	2.30%
30-Dec-20	211,206,439.54	11.037263	2.94%	2.91%	2.60%	2.27%	2.29%
29-Dec-20	201,599,956.89	11.024176	1.24%	2.22%	2.15%	2.03%	2.17%
28-Dec-20	201,014,886.44	11.025090	1.39%	2.30%	2.18%	2.05%	2.19%
27-Dec-20	201,009,571.95	11.025733	1.51%	2.41%	2.47%	2.06%	2.21%
26-Dec-20	201,004,289.04	11.025443	1.86%	2.42%	2.46%	2.10%	2.21%
25-Dec-20	200,999,006.59	11.025154	1.47%	2.38%	2.61%	2.12%	2.19%
24-Dec-20	200,993,696.84	11.024862	2.16%	2.39%	2.62%	2.12%	2.19%

Fecha	Patrimonio neto del Fondo	Valor Cuota	Rentabilidad				
			30 días	60 días	90 días	180 días	365 días
23-Dec-20	200,834,668.22	11.024392	2.14%	2.39%	2.62%	2.12%	2.19%
22-Dec-20	200,291,997.36	11.018809	1.51%	2.11%	1.87%	2.11%	2.18%
21-Dec-20	200,291,219.01	11.016637	1.32%	2.09%	1.81%	2.16%	2.16%
20-Dec-20	203,419,132.39	11.029165	2.75%	2.65%	2.26%	2.38%	2.28%
19-Dec-20	203,414,119.57	11.028894	2.77%	2.87%	2.24%	2.34%	2.28%
18-Dec-20	203,409,104.57	11.028622	2.65%	2.77%	2.26%	2.35%	2.28%
17-Dec-20	201,552,424.88	11.027586	2.66%	2.84%	2.24%	2.34%	2.29%
16-Dec-20	200,952,650.36	11.025385	2.87%	2.74%	2.17%	2.31%	2.27%
15-Dec-20	204,039,773.32	11.016786	1.92%	2.30%	1.86%	2.09%	2.20%
14-Dec-20	204,898,408.73	11.017782	2.09%	1.95%	1.92%	2.10%	2.22%
13-Dec-20	205,713,979.01	11.018032	2.17%	1.99%	1.96%	2.23%	2.23%
12-Dec-20	205,708,022.22	11.017713	2.21%	2.21%	1.96%	2.24%	2.23%
11-Dec-20	205,702,065.28	11.017394	2.42%	2.18%	1.97%	2.27%	2.24%
10-Dec-20	198,277,943.17	11.021478	3.17%	2.10%	2.14%	2.35%	2.30%
9-Dec-20	197,626,408.72	11.016717	2.42%	1.86%	1.99%	2.27%	2.26%
8-Dec-20	194,844,584.83	11.008197	1.53%	1.42%	1.79%	2.13%	2.21%
7-Dec-20	195,749,466.85	11.017498	2.62%	2.55%	2.15%	2.31%	2.28%
6-Dec-20	194,871,215.09	11.016525	2.56%	2.55%	2.10%	2.30%	2.28%
5-Dec-20	194,865,165.85	11.016183	2.92%	2.77%	2.12%	2.24%	2.28%
4-Dec-20	194,859,117.36	11.015841	3.17%	2.69%	2.09%	2.27%	2.28%
3-Dec-20	189,450,489.91	11.013168	2.93%	2.51%	2.01%	2.23%	2.26%
2-Dec-20	189,722,830.51	11.011683	2.86%	2.46%	1.98%	2.21%	2.25%
1-Dec-20	188,805,827.89	11.010527	2.80%	2.42%	1.87%	2.20%	2.24%
30-Nov-20	185,634,280.83	11.010637	2.87%	2.47%	2.00%	2.24%	2.25%
29-Nov-20	183,987,339.88	11.012963	3.19%	2.60%	2.34%	2.26%	2.28%
28-Nov-20	183,980,214.95	11.012536	3.22%	2.97%	2.06%	2.23%	2.28%
27-Nov-20	183,973,089.87	11.012110	3.32%	2.95%	2.20%	2.20%	2.28%
26-Nov-20	183,563,504.04	11.008600	2.98%	3.00%	2.08%	2.14%	2.26%
25-Nov-20	182,991,788.45	11.011863	3.29%	3.21%	2.22%	2.21%	2.30%
24-Nov-20	178,583,251.53	11.005331	2.61%	2.88%	2.14%	2.13%	2.25%
23-Nov-20	175,903,868.14	11.005069	2.64%	2.04%	2.05%	2.07%	2.24%
22-Nov-20	175,811,196.85	11.005155	2.71%	2.08%	2.24%	2.62%	2.24%
21-Nov-20	175,804,053.34	11.004708	2.87%	2.04%	2.19%	2.61%	2.24%
20-Nov-20	175,796,909.65	11.004261	2.54%	2.00%	2.10%	2.62%	2.24%
19-Nov-20	175,269,925.83	11.003866	2.97%	2.01%	2.10%	2.63%	2.24%
18-Nov-20	173,381,260.05	11.004622	2.87%	2.08%	2.14%	2.65%	2.25%
17-Nov-20	172,427,342.82	11.003507	3.01%	2.05%	2.15%	2.66%	2.24%
16-Nov-20	172,778,568.94	10.999422	2.61%	1.83%	2.10%	2.60%	2.21%
15-Nov-20	167,163,105.39	10.999397	2.67%	1.85%	2.09%	2.61%	2.21%
14-Nov-20	167,155,829.90	10.998918	1.81%	1.88%	2.06%	2.69%	2.21%
13-Nov-20	167,148,486.70	10.998435	1.81%	1.87%	2.13%	2.65%	2.21%
12-Nov-20	167,762,780.45	10.997729	2.20%	1.87%	2.12%	2.65%	2.22%
11-Nov-20	167,622,528.65	10.995500	1.93%	1.77%	2.06%	2.62%	2.20%
10-Nov-20	165,634,890.53	10.992873	1.04%	1.66%	1.97%	2.63%	2.17%
9-Nov-20	165,623,199.59	10.994841	1.31%	1.95%	2.16%	2.73%	2.20%
8-Nov-20	165,615,836.72	10.994352	1.31%	1.95%	2.09%	2.76%	2.20%
7-Nov-20	165,608,465.89	10.993862	2.48%	1.90%	1.86%	2.58%	2.20%
6-Nov-20	165,601,094.88	10.993373	2.53%	1.91%	1.61%	2.65%	2.20%
5-Nov-20	165,842,993.29	10.989793	2.62%	1.69%	1.50%	2.59%	2.17%
4-Nov-20	162,347,517.43	10.987221	2.21%	1.58%	1.42%	2.56%	2.15%
3-Nov-20	162,324,687.38	10.986696	2.09%	1.58%	1.46%	2.56%	2.15%

Fecha	Patrimonio neto del Fondo	Valor Cuota	Rentabilidad				
			30 días	60 días	90 días	180 días	365 días
2-Nov-20	162,277,479.57	10.985900	2.05%	1.43%	1.40%	2.62%	2.15%
1-Nov-20	162,261,573.73	10.985235	2.03%	1.60%	1.38%	2.54%	2.15%
31-Oct-20	162,253,984.89	10.984721	2.07%	1.93%	1.46%	2.53%	2.15%
30-Oct-20	162,245,569.04	10.984152	2.00%	1.52%	1.55%	2.53%	2.16%
29-Oct-20	160,974,702.22	10.983480	2.71%	1.71%	1.54%	2.53%	2.16%
28-Oct-20	161,944,877.30	10.982138	2.57%	1.66%	1.51%	2.51%	2.16%
27-Oct-20	167,418,181.12	10.981681	3.01%	1.66%	1.42%	2.50%	2.16%
26-Oct-20	172,454,463.96	10.982197	3.13%	1.92%	1.44%	2.54%	2.17%
25-Oct-20	172,447,446.75	10.981778	3.14%	1.78%	1.57%	2.60%	2.17%
24-Oct-20	172,438,982.28	10.981239	1.44%	2.03%	1.66%	2.56%	2.17%
23-Oct-20	172,430,518.19	10.980700	1.44%	1.96%	1.60%	2.65%	2.16%
22-Oct-20	172,090,530.56	10.978832	1.21%	1.73%	1.55%	2.63%	2.17%
21-Oct-20	172,898,043.41	10.981302	1.45%	1.89%	1.66%	2.69%	2.19%
20-Oct-20	177,560,998.49	10.977091	1.05%	1.69%	1.95%	2.58%	2.15%
19-Oct-20	178,098,398.22	10.978705	1.29%	1.84%	2.05%	2.54%	2.17%
18-Oct-20	177,697,837.42	10.976370	1.08%	1.87%	1.98%	2.50%	2.15%
17-Oct-20	177,689,583.42	10.975860	1.04%	1.83%	1.95%	2.58%	2.15%
16-Oct-20	177,681,328.91	10.975350	1.04%	1.77%	1.97%	2.50%	2.16%
15-Oct-20	177,877,245.11	10.982581	1.95%	2.31%	2.26%	2.64%	2.24%
14-Oct-20	177,826,250.50	10.982088	1.93%	2.31%	2.26%	2.65%	2.26%
13-Oct-20	177,175,204.51	10.977887	1.53%	2.10%	2.15%	2.63%	2.22%
12-Oct-20	179,980,035.70	10.978045	1.61%	2.14%	2.20%	2.64%	2.22%
11-Oct-20	178,533,824.73	10.983529	2.28%	2.61%	2.41%	2.79%	2.28%
10-Oct-20	178,526,003.41	10.983048	2.59%	2.50%	2.39%	2.83%	2.28%
9-Oct-20	178,518,181.44	10.982567	2.59%	2.16%	2.46%	2.82%	2.28%
8-Oct-20	172,800,341.54	10.971486	1.31%	1.20%	2.07%	2.62%	2.17%
7-Oct-20	174,269,756.92	10.970538	1.29%	1.18%	2.05%	2.62%	2.17%
6-Oct-20	174,188,029.79	10.966177	0.76%	0.96%	1.62%	2.55%	2.13%
5-Oct-20	174,043,233.51	10.967344	0.95%	1.12%	1.74%	2.59%	2.15%
4-Oct-20	174,369,238.18	10.967883	1.06%	1.10%	1.83%	2.63%	2.16%
3-Oct-20	174,361,472.24	10.967395	0.82%	1.08%	1.88%	2.63%	2.16%
2-Oct-20	174,353,657.81	10.966903	1.16%	1.20%	1.88%	2.62%	2.16%
1-Oct-20	174,118,472.46	10.966041	1.79%	1.32%	1.87%	2.62%	2.16%
30-Sep-20	172,203,609.13	10.966165	1.04%	1.35%	1.90%	2.63%	2.16%
29-Sep-20	173,057,820.62	10.959102	0.70%	0.99%	1.65%	2.46%	2.11%
28-Sep-20	169,822,431.78	10.959011	0.74%	0.87%	1.64%	2.45%	2.11%
27-Sep-20	159,591,461.04	10.954541	0.30%	0.62%	1.48%	2.40%	2.08%
26-Sep-20	159,584,139.98	10.954038	0.71%	0.81%	1.55%	2.42%	2.08%
25-Sep-20	159,576,818.74	10.953536	0.41%	0.94%	1.58%	2.59%	2.08%
24-Sep-20	159,579,892.60	10.968242	2.61%	1.70%	2.14%	2.88%	2.21%
23-Sep-20	159,572,405.82	10.967728	2.47%	1.70%	2.13%	2.88%	2.21%
22-Sep-20	160,181,790.78	10.967954	2.25%	1.75%	2.32%	2.88%	2.22%
21-Sep-20	160,237,601.37	10.968251	2.34%	2.43%	2.53%	2.97%	2.23%
20-Sep-20	159,525,643.94	10.967633	2.32%	2.46%	2.46%	3.00%	2.23%
19-Sep-20	159,518,171.47	10.967119	2.40%	2.45%	2.38%	3.02%	2.23%
18-Sep-20	159,510,657.44	10.966602	2.66%	2.42%	2.39%	2.99%	2.22%
17-Sep-20	160,250,788.35	10.966461	2.62%	2.45%	2.40%	3.00%	2.22%
16-Sep-20	161,178,014.58	10.965997	2.51%	2.46%	2.40%	3.00%	2.23%
15-Sep-20	161,268,601.29	10.965012	2.67%	2.44%	2.25%	3.01%	2.23%
14-Sep-20	156,334,810.60	10.964687	2.68%	2.49%	2.23%	3.02%	2.22%
13-Sep-20	153,535,712.94	10.964067	2.67%	2.53%	2.46%	2.96%	2.22%

Fecha	Patrimonio neto del Fondo	Valor Cuota	Rentabilidad				
			30 días	60 días	90 días	180 días	365 días
12-Sep-20	153,528,323.44	10.963539	2.66%	2.50%	2.47%	2.76%	2.23%
11-Sep-20	153,520,933.76	10.963012	2.94%	2.47%	2.52%	2.75%	2.22%
10-Sep-20	152,371,402.88	10.959750	2.41%	2.41%	2.41%	2.70%	2.17%
9-Sep-20	151,751,654.27	10.959279	1.73%	2.42%	2.41%	2.70%	2.17%
8-Sep-20	149,844,255.09	10.959700	1.09%	2.47%	2.46%	2.57%	2.22%
7-Sep-20	163,159,751.93	10.958961	1.07%	2.03%	2.45%	2.51%	2.22%
6-Sep-20	162,961,962.04	10.959336	1.16%	2.17%	2.47%	2.49%	2.23%
5-Sep-20	162,954,372.08	10.958826	1.30%	2.24%	2.35%	2.41%	2.23%
4-Sep-20	162,946,782.30	10.958315	1.13%	2.31%	2.41%	2.42%	2.24%
3-Sep-20	163,284,617.77	10.960050	1.35%	2.44%	2.49%	2.47%	2.28%
2-Sep-20	163,445,828.97	10.956490	1.24%	2.28%	2.37%	2.41%	2.29%
1-Sep-20	163,333,683.20	10.949905	0.85%	1.94%	2.13%	2.29%	2.24%
31-Aug-20	163,280,363.73	10.956779	1.66%	2.34%	2.47%	2.44%	2.31%
30-Aug-20	163,124,133.66	10.952776	1.27%	2.11%	2.28%	2.38%	2.28%
29-Aug-20	163,117,361.84	10.952322	0.99%	2.09%	2.22%	2.39%	2.28%
28-Aug-20	163,110,576.37	10.951866	0.94%	2.21%	2.15%	2.38%	2.30%
27-Aug-20	160,588,746.80	10.947643	0.90%	2.04%	2.01%	2.31%	2.27%
26-Aug-20	161,863,510.81	10.949825	1.47%	2.18%	2.11%	2.36%	2.30%
25-Aug-20	161,368,533.80	10.944760	0.79%	1.92%	2.01%	2.26%	2.26%
24-Aug-20	156,176,445.15	10.945513	0.94%	2.23%	1.93%	2.29%	2.25%
23-Aug-20	157,568,122.52	10.947680	1.24%	2.64%	3.10%	2.33%	2.28%
22-Aug-20	157,561,399.20	10.947213	2.52%	2.55%	3.08%	2.33%	2.28%
21-Aug-20	157,554,673.60	10.946745	2.59%	2.43%	3.10%	2.35%	2.28%
20-Aug-20	156,592,518.61	10.945510	2.49%	2.42%	3.08%	2.34%	2.28%
19-Aug-20	153,157,760.04	10.942698	2.17%	2.28%	2.99%	2.30%	2.27%
18-Aug-20	152,945,151.49	10.942891	2.28%	2.31%	3.05%	2.37%	2.28%
17-Aug-20	153,777,156.67	10.943459	2.41%	2.17%	3.12%	2.40%	2.29%
16-Aug-20	151,028,188.77	10.941038	2.21%	2.03%	3.04%	2.36%	2.27%
15-Aug-20	151,021,467.03	10.940551	2.30%	2.38%	3.20%	2.36%	2.27%
14-Aug-20	151,014,745.13	10.940064	2.38%	2.39%	3.12%	2.37%	2.28%
13-Aug-20	150,200,915.07	10.939637	2.35%	2.47%	3.12%	2.38%	2.27%
12-Aug-20	144,495,355.63	10.936549	2.00%	2.32%	3.03%	2.33%	2.20%
11-Aug-20	139,203,558.98	10.938048	2.41%	2.43%	3.21%	2.37%	2.22%
10-Aug-20	137,671,827.62	10.943697	3.10%	2.80%	3.55%	2.49%	2.28%
9-Aug-20	137,491,476.20	10.949854	3.85%	3.16%	3.85%	2.64%	2.35%
8-Aug-20	137,485,371.79	10.949368	2.99%	3.15%	3.50%	2.70%	2.35%
7-Aug-20	137,479,206.01	10.948877	3.17%	2.98%	3.64%	2.57%	2.37%
6-Aug-20	136,087,706.45	10.947160	3.18%	2.98%	3.59%	2.55%	2.37%
5-Aug-20	136,283,250.55	10.948169	3.49%	3.06%	3.65%	2.59%	2.39%
4-Aug-20	135,813,747.05	10.947928	3.54%	3.07%	3.67%	2.59%	2.39%
3-Aug-20	134,965,746.05	10.945371	3.31%	2.95%	3.72%	2.59%	2.33%
2-Aug-20	134,897,311.02	10.942290	3.04%	2.89%	3.47%	2.57%	2.31%
1-Aug-20	134,891,406.40	10.941811	3.01%	2.81%	3.45%	2.53%	2.31%
31-Jul-20	134,885,501.09	10.941332	2.95%	2.72%	3.45%	2.58%	2.32%
30-Jul-20	131,240,504.60	10.943432	3.20%	2.75%	3.55%	2.63%	2.34%
29-Jul-20	129,395,847.14	10.943433	3.48%	2.78%	3.58%	2.64%	2.33%
28-Jul-20	128,655,727.31	10.939536	3.17%	2.59%	3.43%	2.58%	2.30%
27-Jul-20	127,741,265.85	10.936570	2.88%	2.56%	3.37%	2.56%	2.31%
26-Jul-20	125,813,551.52	10.937645	3.05%	2.45%	3.55%	2.57%	2.33%
25-Jul-20	125,807,011.91	10.937077	3.51%	4.06%	3.46%	2.68%	2.33%
24-Jul-20	125,800,469.83	10.936508	4.04%	4.03%	3.65%	2.51%	2.33%

Fecha	Patrimonio neto del Fondo	Valor Cuota	Rentabilidad				
			30 días	60 días	90 días	180 días	365 días
23-Jul-20	125,670,051.26	10.924595	2.58%	3.41%	3.23%	2.30%	2.23%
22-Jul-20	125,271,375.22	10.923477	2.27%	3.38%	3.21%	2.29%	2.29%
21-Jul-20	125,169,688.85	10.923133	2.33%	3.39%	3.13%	2.29%	2.28%
20-Jul-20	124,884,256.55	10.923223	2.39%	3.48%	3.01%	2.30%	2.27%
19-Jul-20	123,743,321.61	10.922386	2.34%	3.50%	2.97%	2.29%	2.27%
18-Jul-20	123,736,725.16	10.921804	1.92%	3.48%	3.14%	2.29%	2.27%
17-Jul-20	123,730,084.00	10.921218	1.84%	3.72%	2.97%	2.29%	2.27%
16-Jul-20	123,547,671.60	10.919949	2.46%	3.55%	2.95%	2.28%	2.26%
15-Jul-20	123,217,628.71	10.918708	2.39%	3.51%	2.93%	2.27%	2.26%
14-Jul-20	123,094,528.19	10.918584	2.59%	3.54%	3.03%	2.32%	2.27%
13-Jul-20	124,048,662.04	10.918640	2.64%	3.72%	3.05%	2.29%	2.27%
12-Jul-20	124,290,861.90	10.916457	2.45%	3.80%	3.08%	2.27%	2.26%
11-Jul-20	124,284,414.39	10.915890	2.49%	3.87%	3.14%	2.27%	2.26%
10-Jul-20	124,277,967.87	10.915324	2.47%	3.34%	3.12%	2.27%	2.25%
9-Jul-20	122,241,252.35	10.922542	3.30%	3.98%	3.41%	2.42%	2.32%
8-Jul-20	123,336,823.72	10.920457	2.78%	3.89%	3.36%	2.36%	2.31%
7-Jul-20	123,025,993.16	10.918629	2.78%	3.82%	3.32%	2.33%	2.30%
6-Jul-20	124,081,730.88	10.916884	2.64%	3.76%	3.28%	2.30%	2.29%
5-Jul-20	124,432,962.70	10.916207	2.61%	3.94%	3.33%	2.31%	2.29%
4-Jul-20	124,426,444.95	10.915635	2.58%	3.70%	3.33%	2.28%	2.29%
3-Jul-20	124,419,859.43	10.915057	2.74%	3.67%	3.30%	2.28%	2.29%
2-Jul-20	122,853,388.25	10.914810	2.60%	3.69%	3.32%	2.29%	2.29%
1-Jul-20	120,531,984.27	10.914874	2.48%	3.73%	3.35%	2.30%	2.30%
30-Jun-20	120,318,292.55	10.914764	2.30%	3.76%	3.25%	2.32%	2.32%
29-Jun-20	121,886,935.13	10.912249	2.08%	3.62%	3.15%	2.29%	2.28%
28-Jun-20	122,409,019.48	10.911108	2.01%	3.62%	3.17%	2.28%	2.28%
27-Jun-20	122,404,529.26	10.910708	2.23%	3.82%	3.22%	2.28%	2.28%
26-Jun-20	122,400,040.28	10.910307	1.85%	3.69%	3.56%	2.29%	2.28%
25-Jun-20	122,819,384.14	10.905581	4.59%	3.74%	3.40%	2.21%	2.24%
24-Jun-20	123,648,653.76	10.900354	4.00%	3.48%	3.23%	2.13%	2.19%
23-Jun-20	124,383,473.64	10.901482	4.23%	3.59%	3.26%	2.12%	2.21%
22-Jun-20	124,536,323.65	10.903109	4.48%	3.58%	3.50%	2.14%	2.23%
21-Jun-20	124,599,612.37	10.902227	4.45%	3.34%	3.54%	2.14%	2.23%
20-Jun-20	124,595,061.85	10.901828	4.56%	3.30%	3.59%	2.22%	2.24%
19-Jun-20	124,590,468.10	10.901426	4.65%	3.57%	3.54%	2.21%	2.25%
18-Jun-20	123,522,404.06	10.904629	5.04%	3.52%	3.68%	2.28%	2.28%
17-Jun-20	122,922,101.54	10.904701	5.58%	3.56%	3.71%	2.30%	2.29%
16-Jun-20	122,873,225.08	10.897936	4.63%	3.22%	3.50%	2.18%	2.24%
15-Jun-20	123,032,665.48	10.897273	4.62%	3.35%	3.51%	2.19%	2.24%
14-Jun-20	122,963,502.30	10.895356	4.47%	3.27%	3.34%	2.17%	2.23%
13-Jun-20	122,959,041.12	10.894961	4.79%	3.41%	2.95%	2.18%	2.24%
12-Jun-20	122,954,450.50	10.894554	5.15%	3.51%	2.93%	2.19%	2.23%
11-Jun-20	120,695,188.02	10.893597	5.25%	3.46%	2.92%	2.18%	2.24%
10-Jun-20	120,690,639.79	10.893186	4.19%	3.47%	2.93%	2.18%	2.24%
9-Jun-20	119,805,854.26	10.893026	4.64%	3.50%	2.65%	2.20%	2.28%
8-Jun-20	120,359,481.87	10.895564	5.00%	3.68%	2.65%	2.29%	2.31%
7-Jun-20	120,075,883.08	10.893707	4.85%	3.63%	2.52%	2.27%	2.30%
6-Jun-20	120,071,299.62	10.893291	4.87%	3.71%	2.36%	2.32%	2.30%
5-Jun-20	120,066,651.46	10.892869	5.27%	3.72%	2.39%	2.27%	2.30%
4-Jun-20	119,472,091.31	10.892578	4.82%	3.69%	2.40%	2.28%	2.32%
3-Jun-20	118,661,119.16	10.890534	4.59%	3.62%	2.35%	2.25%	2.30%

Fecha	Patrimonio neto del Fondo	Valor Cuota	Rentabilidad				
			30 días	60 días	90 días	180 días	365 días
2-Jun-20	118,573,933.08	10.891547	4.78%	3.71%	2.39%	2.28%	2.34%
1-Jun-20	119,145,022.16	10.892688	4.97%	3.63%	2.48%	2.31%	2.33%
31-May-20	124,726,148.48	10.894172	5.21%	3.71%	2.56%	2.35%	2.35%
30-May-20	124,719,925.35	10.893629	5.15%	3.77%	2.58%	2.35%	2.35%
29-May-20	124,713,660.74	10.893081	5.22%	3.84%	2.55%	2.35%	2.35%
28-May-20	123,223,326.68	10.890722	5.40%	4.23%	2.48%	2.32%	2.34%
27-May-20	121,801,632.73	10.893706	5.51%	4.44%	2.62%	2.39%	2.39%
26-May-20	120,660,491.02	10.864634	2.88%	2.84%	1.52%	1.85%	2.12%
25-May-20	120,031,904.31	10.864620	2.96%	2.82%	1.54%	1.86%	2.12%
24-May-20	121,850,144.15	10.863719	2.93%	3.03%	1.52%	1.87%	2.12%
23-May-20	121,843,467.57	10.863124	2.67%	3.11%	1.51%	1.88%	2.12%
22-May-20	121,836,737.91	10.862524	2.23%	3.17%	1.54%	1.85%	2.12%
21-May-20	121,372,844.71	10.861091	2.04%	3.04%	1.51%	1.83%	2.12%
20-May-20	121,442,432.53	10.859940	2.48%	3.01%	1.49%	1.82%	2.12%
19-May-20	120,868,023.56	10.859625	1.99%	3.03%	1.62%	1.81%	2.12%
18-May-20	119,680,662.91	10.854906	1.54%	2.83%	1.48%	1.74%	2.08%
17-May-20	119,676,239.16	10.856637	1.81%	2.98%	1.56%	1.77%	2.10%
16-May-20	119,669,822.12	10.856055	2.08%	2.79%	1.56%	1.77%	2.10%
15-May-20	119,663,413.88	10.855473	2.07%	2.21%	1.57%	1.76%	2.11%
14-May-20	115,221,474.16	10.852219	2.02%	2.02%	1.47%	1.71%	2.08%
13-May-20	114,687,709.91	10.848667	1.87%	1.85%	1.37%	1.66%	2.06%
12-May-20	114,112,082.68	10.846800	1.66%	1.78%	1.32%	1.63%	2.05%
11-May-20	114,167,886.20	10.855782	2.74%	1.88%	1.68%	1.82%	2.13%
10-May-20	114,273,659.17	10.851612	2.35%	1.51%	1.59%	1.75%	2.10%
9-May-20	114,267,356.38	10.851014	2.36%	1.37%	1.71%	1.73%	2.10%
8-May-20	114,261,025.32	10.850413	2.39%	1.14%	1.45%	1.73%	2.11%
7-May-20	114,878,412.47	10.849843	2.54%	1.17%	1.46%	1.73%	2.10%
6-May-20	115,015,102.35	10.845927	2.16%	0.98%	1.33%	1.67%	2.07%
5-May-20	108,676,756.50	10.849559	2.55%	1.22%	1.50%	1.76%	2.09%
4-May-20	108,937,125.69	10.849575	2.63%	1.23%	1.58%	1.76%	2.10%
3-May-20	108,930,944.25	10.848959	2.64%	1.26%	1.65%	1.75%	2.10%
2-May-20	108,924,761.53	10.848344	2.29%	1.26%	1.56%	1.76%	2.10%
1-May-20	108,918,535.83	10.847724	2.20%	1.29%	1.64%	1.76%	2.10%
30-Apr-20	105,926,912.10	10.847736	2.38%	1.27%	1.67%	1.77%	2.10%
29-Apr-20	105,934,157.92	10.846570	2.45%	1.24%	1.65%	1.76%	2.10%
28-Apr-20	106,447,552.52	10.842635	3.05%	1.06%	1.52%	1.70%	2.05%
27-Apr-20	106,355,469.20	10.844560	3.34%	1.15%	1.67%	1.76%	2.08%
26-Apr-20	105,267,338.63	10.838997	2.79%	0.87%	1.43%	1.67%	2.03%
25-Apr-20	105,260,531.12	10.838296	2.68%	0.85%	1.64%	1.67%	2.03%
24-Apr-20	105,253,722.90	10.837595	3.12%	0.83%	1.31%	1.67%	2.06%
23-Apr-20	105,391,236.69	10.839366	3.55%	1.00%	1.40%	1.71%	2.09%
22-Apr-20	106,381,517.88	10.842653	4.09%	1.22%	1.54%	1.78%	2.13%
21-Apr-20	106,496,754.86	10.842943	4.03%	1.28%	1.57%	1.78%	2.14%
20-Apr-20	106,463,500.96	10.837892	3.53%	1.21%	1.40%	1.73%	2.11%
19-Apr-20	106,558,189.41	10.841901	4.06%	1.49%	1.57%	1.81%	2.15%
18-Apr-20	106,551,367.10	10.841207	4.12%	1.47%	1.56%	1.80%	2.15%
17-Apr-20	106,544,494.15	10.840507	4.14%	1.46%	1.55%	1.79%	2.15%
16-Apr-20	106,487,522.41	10.837522	3.50%	1.35%	1.46%	1.75%	2.13%
15-Apr-20	106,477,859.79	10.837025	2.34%	1.36%	1.47%	1.75%	2.14%
14-Apr-20	106,415,010.58	10.834239	2.02%	1.24%	1.48%	1.71%	2.12%
13-Apr-20	107,280,913.76	10.832008	1.83%	1.15%	1.33%	1.70%	2.10%

Fecha	Patrimonio neto del Fondo	Valor Cuota	Rentabilidad				
			30 días	60 días	90 días	180 días	365 días
12-Apr-20	111,256,955.84	10.832027	1.90%	1.18%	1.36%	1.75%	2.11%
11-Apr-20	111,250,002.53	10.831350	1.01%	1.24%	1.36%	1.73%	2.11%
10-Apr-20	111,242,983.90	10.830667	0.66%	1.41%	1.37%	1.72%	2.11%
9-Apr-20	111,235,848.25	10.829972	0.39%	1.03%	1.36%	1.72%	2.10%
8-Apr-20	112,121,619.83	10.829175	-0.11%	1.02%	1.30%	1.71%	2.10%
7-Apr-20	112,180,833.88	10.827214	-0.20%	0.95%	1.22%	1.68%	2.09%
6-Apr-20	112,250,126.09	10.826711	-0.19%	0.96%	1.21%	1.66%	2.09%
5-Apr-20	112,228,341.18	10.826859	-0.10%	1.09%	1.26%	1.69%	2.10%
4-Apr-20	112,221,324.44	10.826182	-0.17%	1.19%	1.20%	1.68%	2.10%
3-Apr-20	112,214,267.06	10.825501	-0.12%	1.06%	1.20%	1.68%	2.10%
2-Apr-20	112,044,772.55	10.827992	0.24%	1.36%	1.31%	1.73%	2.14%
1-Apr-20	108,285,439.50	10.828172	0.38%	1.40%	1.34%	1.75%	2.14%
31-Mar-20	108,271,799.68	10.826539	0.17%	1.35%	1.33%	1.72%	2.14%
30-Mar-20	108,477,664.53	10.824733	0.03%	1.28%	1.29%	1.71%	2.13%
29-Mar-20	108,368,046.38	10.815487	-0.93%	0.86%	0.96%	1.54%	2.05%
28-Mar-20	108,361,612.19	10.814845	-1.05%	0.78%	0.95%	1.55%	2.05%
27-Mar-20	108,355,178.07	10.814203	-1.04%	1.11%	0.97%	1.55%	2.02%
26-Mar-20	108,360,462.29	10.814500	-0.97%	0.66%	1.00%	1.57%	2.03%
25-Mar-20	108,338,322.63	10.809912	-1.46%	0.44%	0.85%	1.49%	1.99%
24-Mar-20	108,531,849.48	10.807821	-1.54%	0.35%	0.73%	1.47%	2.00%
23-Mar-20	109,929,769.56	10.806299	-1.64%	0.29%	0.65%	1.43%	1.99%
22-Mar-20	109,927,501.79	10.807147	-1.47%	0.37%	0.70%	1.45%	2.01%
21-Mar-20	109,921,039.97	10.806512	-1.10%	0.36%	0.86%	1.45%	2.01%
20-Mar-20	109,914,579.02	10.805877	-1.08%	0.35%	0.83%	1.45%	2.01%
19-Mar-20	107,372,812.00	10.804655	-1.18%	0.31%	0.81%	1.44%	2.01%
18-Mar-20	109,404,091.75	10.803760	-1.21%	0.29%	0.80%	1.44%	2.00%
17-Mar-20	111,531,851.59	10.806450	-0.80%	0.48%	0.91%	1.48%	2.04%
16-Mar-20	112,130,850.72	10.816188	0.37%	1.20%	1.32%	1.67%	2.16%
15-Mar-20	120,846,676.07	10.816305	0.46%	1.12%	1.36%	1.70%	2.17%
14-Mar-20	120,840,194.58	10.815725	0.47%	1.13%	1.37%	1.70%	2.17%
13-Mar-20	120,833,680.99	10.815142	0.47%	1.12%	1.39%	1.68%	2.17%
12-Mar-20	120,812,580.75	10.822355	1.48%	1.58%	1.68%	1.83%	2.27%
11-Mar-20	120,792,794.46	10.824819	2.17%	1.75%	1.80%	1.89%	2.29%
10-Mar-20	115,883,444.36	10.826544	1.67%	1.80%	1.89%	1.93%	2.34%
9-Mar-20	109,437,251.10	10.830157	2.15%	2.00%	2.12%	1.96%	2.36%
8-Mar-20	108,617,783.85	10.829033	2.10%	1.95%	2.10%	1.93%	2.36%
7-Mar-20	108,611,541.47	10.828410	2.11%	1.97%	2.20%	2.02%	2.36%
6-Mar-20	108,605,298.83	10.827788	2.28%	1.89%	2.10%	2.02%	2.35%
5-Mar-20	107,355,912.14	10.827685	2.54%	1.92%	2.12%	2.03%	2.36%
4-Mar-20	109,383,200.25	10.826583	2.24%	1.89%	2.10%	2.03%	2.32%
3-Mar-20	109,512,760.37	10.825861	2.47%	1.88%	2.08%	2.04%	2.32%
2-Mar-20	108,808,055.16	10.824759	2.42%	1.89%	2.06%	2.06%	2.31%
1-Mar-20	108,497,517.28	10.825053	2.53%	1.95%	2.09%	2.15%	2.32%
29-Feb-20	108,491,430.79	10.824446	2.52%	1.95%	2.09%	2.16%	2.32%
28-Feb-20	108,484,964.98	10.823801	2.66%	1.93%	2.10%	2.17%	2.34%
27-Feb-20	102,761,654.59	10.824145	2.62%	2.01%	2.13%	2.19%	2.36%
26-Feb-20	102,755,131.33	10.823458	3.26%	2.01%	2.13%	2.18%	2.35%
25-Feb-20	103,134,023.31	10.823128	2.30%	2.02%	2.14%	2.23%	2.36%
24-Feb-20	103,747,163.45	10.822906	2.34%	1.94%	2.15%	2.25%	2.37%
23-Feb-20	103,762,629.89	10.821557	2.26%	1.83%	2.15%	2.24%	2.36%
22-Feb-20	103,756,096.27	10.820876	2.22%	1.83%	2.17%	2.24%	2.36%

Fecha	Patrimonio neto del Fondo	Valor Cuota	Rentabilidad				
			30 días	60 días	90 días	180 días	365 días
21-Feb-20	103,749,519.57	10.820190	2.22%	2.06%	2.11%	2.19%	2.35%
20-Feb-20	103,458,130.86	10.816304	1.82%	1.83%	1.98%	2.13%	2.32%
19-Feb-20	103,104,439.49	10.815492	1.79%	1.82%	1.97%	2.13%	2.33%
18-Feb-20	104,420,392.92	10.815125	1.80%	1.83%	1.95%	2.14%	2.37%
17-Feb-20	104,316,392.23	10.814546	1.80%	1.82%	1.95%	2.15%	2.38%
16-Feb-20	104,385,441.02	10.813604	1.77%	1.84%	1.91%	2.16%	2.38%
15-Feb-20	104,378,790.04	10.812915	2.03%	1.85%	1.92%	2.16%	2.38%
14-Feb-20	104,372,090.14	10.812221	1.77%	1.86%	1.89%	2.16%	2.38%
13-Feb-20	104,212,903.83	10.811540	1.78%	1.88%	1.89%	2.15%	2.37%
12-Feb-20	104,590,308.23	10.810991	1.78%	1.88%	1.89%	2.16%	2.37%
11-Feb-20	105,050,653.92	10.809244	1.68%	1.81%	1.84%	2.13%	2.29%
10-Feb-20	104,862,627.45	10.805571	1.33%	1.65%	1.74%	2.05%	2.25%
9-Feb-20	104,864,238.06	10.811717	1.93%	2.14%	1.99%	2.10%	2.32%
8-Feb-20	104,857,641.49	10.811037	1.85%	2.14%	1.96%	2.09%	2.32%
7-Feb-20	104,850,995.46	10.810352	1.79%	2.28%	1.96%	2.10%	2.31%
6-Feb-20	104,263,941.74	10.809683	1.84%	2.13%	1.95%	2.10%	2.31%
5-Feb-20	105,105,667.83	10.807543	1.50%	2.04%	1.89%	2.07%	2.30%
4-Feb-20	105,172,566.51	10.805127	1.30%	1.94%	1.84%	2.07%	2.28%
3-Feb-20	105,254,467.60	10.806716	1.54%	2.04%	1.90%	2.15%	2.30%
2-Feb-20	105,002,003.94	10.803926	1.29%	1.92%	1.81%	2.12%	2.28%
1-Feb-20	104,995,360.20	10.803242	1.36%	1.91%	1.82%	2.10%	2.28%
31-Jan-20	104,988,716.60	10.802559	1.36%	1.91%	1.82%	2.02%	2.29%
30-Jan-20	104,783,815.12	10.802088	1.37%	1.92%	1.82%	2.03%	2.31%
29-Jan-20	104,708,942.39	10.800214	1.20%	1.84%	1.77%	2.00%	2.34%
28-Jan-20	104,169,919.84	10.800909	1.41%	1.91%	1.83%	2.03%	2.36%
27-Jan-20	104,895,960.26	10.794565	0.76%	1.59%	1.64%	1.92%	2.29%
26-Jan-20	104,548,835.29	10.802696	1.75%	2.09%	1.97%	2.06%	2.37%
25-Jan-20	104,543,166.59	10.802110	1.54%	2.13%	1.98%	2.06%	2.37%
24-Jan-20	104,537,464.06	10.801521	1.40%	2.16%	1.97%	2.13%	2.37%
23-Jan-20	104,438,023.35	10.801137	1.43%	2.08%	1.98%	2.13%	2.38%
22-Jan-20	103,840,622.44	10.800500	1.90%	2.08%	1.97%	2.13%	2.38%
21-Jan-20	104,081,656.62	10.800184	1.85%	2.09%	1.96%	2.15%	2.39%
20-Jan-20	104,075,940.03	10.799591	1.85%	2.05%	2.02%	2.15%	2.39%
19-Jan-20	103,776,576.91	10.799119	1.86%	2.05%	2.01%	2.28%	2.39%
18-Jan-20	103,770,888.04	10.798527	1.84%	2.02%	1.99%	2.26%	2.39%
17-Jan-20	103,765,199.75	10.797935	1.91%	2.04%	1.98%	2.23%	2.39%
16-Jan-20	104,554,816.94	10.794866	1.66%	1.86%	1.89%	2.19%	2.38%
15-Jan-20	104,289,552.50	10.796487	1.95%	1.98%	1.97%	2.23%	2.40%
14-Jan-20	104,181,397.21	10.795759	1.97%	1.97%	1.97%	2.23%	2.41%
13-Jan-20	103,852,135.20	10.795213	1.98%	1.97%	2.00%	2.22%	2.41%
12-Jan-20	104,859,503.39	10.794323	1.94%	1.98%	2.08%	2.22%	2.41%
11-Jan-20	104,853,811.01	10.793737	1.96%	1.97%	2.04%	2.23%	2.41%
10-Jan-20	105,731,220.48	10.794622	2.34%	2.02%	2.08%	2.25%	2.42%
9-Jan-20	105,731,220.48	10.794622	2.42%	2.04%	2.10%	2.26%	2.43%
8-Jan-20	105,282,278.29	10.794498	2.76%	2.07%	2.11%	2.27%	2.44%
7-Jan-20	102,239,298.93	10.793402	2.41%	2.04%	2.09%	2.25%	2.44%
6-Jan-20	101,793,531.19	10.794225	2.57%	2.14%	2.09%	2.27%	2.46%
5-Jan-20	101,787,932.08	10.793632	2.57%	2.11%	2.13%	2.27%	2.46%
4-Jan-20	101,782,332.82	10.793038	2.54%	2.09%	2.11%	2.28%	2.46%
3-Jan-20	101,776,733.44	10.792444	2.54%	2.12%	2.10%	2.28%	2.46%
2-Jan-20	101,109,237.59	10.791174	2.46%	2.08%	2.08%	2.27%	2.46%

Fecha	Patrimonio neto del Fondo	Valor Cuota	Rentabilidad				
			30 días	60 días	90 días	180 días	365 días
1-Jan-20	103,185,241.52	10.790483	2.45%	2.07%	2.07%	2.27%	2.45%
31-Dec-19	103,179,652.69	10.789898	2.46%	2.07%	2.06%	2.26%	2.45%
30-Dec-19	102,652,335.74	10.789564	2.49%	2.10%	2.09%	2.27%	2.46%
29-Dec-19	102,988,279.47	10.788425	2.42%	2.12%	2.06%	2.26%	2.45%
28-Dec-19	102,982,542.28	10.787824	2.43%	2.12%	2.08%	2.29%	2.46%
27-Dec-19	102,976,805.46	10.787223	2.43%	2.13%	2.08%	2.25%	2.45%
26-Dec-19	102,727,199.55	10.788446	2.72%	2.21%	2.15%	2.29%	2.48%
25-Dec-19	102,841,833.64	10.789087	2.92%	2.28%	2.20%	2.31%	2.52%
24-Dec-19	102,836,021.35	10.788477	2.74%	2.28%	2.20%	2.30%	2.52%
23-Dec-19	102,588,798.29	10.783650	2.25%	2.00%	2.00%	2.22%	2.45%
22-Dec-19	104,237,289.76	10.783814	2.33%	2.13%	2.02%	2.23%	2.46%
21-Dec-19	104,231,485.38	10.783213	2.25%	2.11%	2.02%	2.24%	2.46%
20-Dec-19	104,225,680.98	10.782613	2.24%	2.09%	2.03%	2.24%	2.46%
19-Dec-19	103,979,296.84	10.782248	2.19%	2.08%	2.04%	2.25%	2.46%
18-Dec-19	104,476,762.05	10.780980	2.16%	2.04%	2.02%	2.24%	2.45%
17-Dec-19	103,661,187.03	10.780161	2.06%	2.03%	1.97%	2.25%	2.48%
16-Dec-19	103,464,138.55	10.779229	2.02%	2.02%	1.94%	2.25%	2.49%
15-Dec-19	104,914,117.20	10.778289	1.97%	2.04%	1.96%	2.25%	2.49%
14-Dec-19	104,908,328.52	10.777694	1.96%	2.18%	1.97%	2.26%	2.49%
13-Dec-19	104,902,539.69	10.777099	2.01%	2.12%	1.93%	2.26%	2.50%
12-Dec-19	104,746,147.18	10.776372	1.97%	2.08%	1.93%	2.26%	2.49%
11-Dec-19	104,486,819.76	10.773858	1.68%	1.97%	1.86%	2.23%	2.48%
10-Dec-19	103,633,014.37	10.773201	1.66%	1.97%	1.84%	2.22%	2.46%
9-Dec-19	105,538,615.68	10.770040	1.37%	1.81%	1.65%	2.19%	2.46%
8-Dec-19	105,169,947.37	10.772037	1.66%	1.89%	1.71%	2.24%	2.49%
7-Dec-19	105,164,124.27	10.771440	1.70%	1.93%	1.88%	2.31%	2.49%
6-Dec-19	105,158,283.46	10.770842	1.64%	1.91%	1.89%	2.31%	2.43%
5-Dec-19	105,160,506.59	10.770536	1.64%	1.91%	1.91%	2.32%	2.43%
4-Dec-19	105,781,418.42	10.769982	1.70%	1.91%	1.91%	2.32%	2.42%
3-Dec-19	108,460,191.53	10.769426	1.70%	1.91%	1.94%	2.32%	2.43%
2-Dec-19	109,723,525.49	10.768830	1.70%	1.90%	2.01%	2.35%	2.44%
1-Dec-19	107,723,104.45	10.768150	1.69%	1.93%	2.15%	2.34%	2.44%
30-Nov-19	107,717,199.24	10.767560	1.72%	1.91%	2.17%	2.38%	2.44%
29-Nov-19	107,711,805.32	10.767020	1.81%	1.94%	2.18%	2.33%	2.44%
28-Nov-19	108,386,110.86	10.766340	1.80%	1.93%	2.18%	2.33%	2.44%
27-Nov-19	111,408,727.21	10.765730	1.82%	1.94%	2.18%	2.33%	2.45%
26-Nov-19	111,695,216.24	10.764408	1.71%	1.90%	2.23%	2.31%	2.44%
25-Nov-19	111,799,320.87	10.763281	1.64%	1.87%	2.24%	2.32%	2.43%
24-Nov-19	113,522,696.34	10.764275	1.82%	1.90%	2.30%	2.37%	2.45%
23-Nov-19	113,516,885.20	10.763724	1.74%	1.89%	2.32%	2.37%	2.45%
22-Nov-19	113,511,013.17	10.763167	1.93%	1.89%	2.23%	2.37%	2.44%
21-Nov-19	111,927,092.01	10.763311	1.96%	1.95%	2.26%	2.38%	2.45%
20-Nov-19	108,183,159.76	10.762769	1.93%	1.95%	2.26%	2.39%	2.46%
19-Nov-19	107,199,225.07	10.762836	1.97%	2.00%	2.29%	2.41%	2.46%
18-Nov-19	109,132,638.83	10.761911	1.93%	1.92%	2.30%	2.41%	2.46%
17-Nov-19	107,411,824.74	10.761978	2.00%	1.93%	2.36%	2.42%	2.47%
16-Nov-19	107,406,081.75	10.761403	2.02%	1.98%	2.37%	2.42%	2.47%
15-Nov-19	107,400,305.07	10.760824	2.11%	1.99%	2.36%	2.42%	2.48%
14-Nov-19	105,675,731.26	10.760369	2.40%	1.94%	2.37%	2.43%	2.51%
13-Nov-19	105,539,846.52	10.759302	2.23%	1.92%	2.35%	2.42%	2.53%
12-Nov-19	106,354,900.85	10.758972	2.19%	1.94%	2.36%	2.43%	2.50%

Fecha	Patrimonio neto del Fondo	Valor Cuota	Rentabilidad				
			30 días	60 días	90 días	180 días	365 días
11-Nov-19	106,172,766.11	10.758966	2.25%	1.95%	2.34%	2.45%	2.51%
10-Nov-19	106,067,208.92	10.758481	2.26%	1.81%	2.19%	2.46%	2.52%
9-Nov-19	106,061,522.22	10.757904	2.25%	1.76%	2.17%	2.46%	2.52%
8-Nov-19	106,055,809.19	10.757325	2.10%	2.02%	2.20%	2.44%	2.56%
7-Nov-19	105,742,187.96	10.756439	2.17%	2.02%	2.19%	2.44%	2.49%
6-Nov-19	104,049,799.21	10.756357	2.18%	2.05%	2.21%	2.45%	2.54%
5-Nov-19	103,930,792.14	10.756028	2.18%	2.07%	2.29%	2.48%	2.54%
4-Nov-19	103,879,933.12	10.754984	2.13%	2.10%	2.33%	2.44%	2.54%
3-Nov-19	103,874,327.83	10.754403	2.12%	2.19%	2.35%	2.45%	2.54%
2-Nov-19	103,868,721.53	10.753823	2.10%	2.41%	2.32%	2.42%	2.54%
1-Nov-19	103,863,115.87	10.753242	2.17%	2.44%	2.18%	2.43%	2.54%
31-Oct-19	101,488,899.34	10.752359	2.09%	2.44%	2.17%	2.42%	2.52%
30-Oct-19	102,691,891.39	10.750987	2.06%	2.40%	2.14%	2.41%	2.50%
29-Oct-19	101,810,881.94	10.750440	2.07%	2.40%	2.16%	2.40%	2.50%
28-Oct-19	101,556,478.15	10.749618	2.04%	2.51%	2.13%	2.39%	2.49%
27-Oct-19	101,800,310.19	10.749327	2.08%	2.56%	2.09%	2.40%	2.49%
26-Oct-19	101,795,036.13	10.748770	2.10%	2.58%	2.09%	2.37%	2.50%
25-Oct-19	101,789,760.89	10.748213	1.98%	2.60%	2.23%	2.37%	2.55%
24-Oct-19	102,010,895.10	10.748350	2.03%	2.50%	2.26%	2.39%	2.52%
23-Oct-19	101,493,952.71	10.746162	1.85%	2.41%	2.20%	2.36%	2.51%
22-Oct-19	100,571,235.71	10.745973	1.93%	2.44%	2.24%	2.43%	2.52%
21-Oct-19	99,995,354.17	10.745680	1.97%	2.46%	2.26%	2.45%	2.52%
20-Oct-19	99,626,885.81	10.745446	2.02%	2.51%	2.51%	2.46%	2.53%
19-Oct-19	99,621,773.80	10.744895	1.90%	2.57%	2.48%	2.47%	2.53%
18-Oct-19	99,616,659.69	10.744343	1.86%	2.58%	2.43%	2.48%	2.53%
17-Oct-19	98,988,993.02	10.743581	1.94%	2.56%	2.42%	2.48%	2.53%
16-Oct-19	98,926,621.02	10.742182	1.87%	2.52%	2.40%	2.47%	2.52%
15-Oct-19	98,865,855.21	10.739219	1.49%	2.39%	2.31%	2.43%	2.50%
14-Oct-19	98,787,620.87	10.739586	1.60%	2.44%	2.33%	2.44%	2.52%
13-Oct-19	97,694,609.10	10.739633	1.68%	2.41%	2.36%	2.47%	2.53%
12-Oct-19	97,689,524.79	10.739074	1.64%	2.18%	2.38%	2.48%	2.53%
11-Oct-19	97,684,415.42	10.738512	1.36%	2.16%	2.37%	2.47%	2.53%
10-Oct-19	96,665,031.07	10.738050	1.28%	2.20%	2.38%	2.48%	2.54%
9-Oct-19	96,322,034.21	10.738759	1.94%	2.28%	2.43%	2.51%	2.55%
8-Oct-19	96,854,623.43	10.737326	1.87%	2.23%	2.36%	2.49%	2.53%
7-Oct-19	96,438,907.58	10.737109	1.92%	2.35%	2.36%	2.49%	2.54%
6-Oct-19	96,419,552.29	10.736783	1.96%	2.46%	2.38%	2.50%	2.54%
5-Oct-19	96,414,535.20	10.736225	2.06%	2.49%	2.41%	2.50%	2.54%
4-Oct-19	96,409,517.95	10.735666	2.25%	2.45%	2.40%	2.50%	2.53%
3-Oct-19	95,762,372.29	10.735331	2.72%	2.25%	2.42%	2.51%	2.52%
2-Oct-19	95,621,535.88	10.734126	2.72%	2.22%	2.40%	2.50%	2.53%
1-Oct-19	95,199,200.72	10.733943	2.79%	2.24%	2.40%	2.51%	2.55%
30-Sep-19	94,384,319.43	10.732831	2.74%	2.23%	2.38%	2.51%	2.53%
29-Sep-19	97,579,805.51	10.732211	2.73%	2.21%	2.39%	2.50%	2.53%
28-Sep-19	97,574,145.20	10.731589	2.97%	2.12%	2.45%	2.52%	2.53%
27-Sep-19	97,568,484.95	10.730966	3.04%	2.12%	2.36%	2.52%	2.50%
26-Sep-19	96,379,475.44	10.730256	3.05%	2.33%	2.36%	2.52%	2.51%
25-Sep-19	97,123,437.94	10.730752	3.22%	2.39%	2.41%	2.54%	2.44%
24-Sep-19	97,107,758.88	10.730442	2.97%	2.41%	2.39%	2.50%	2.45%
23-Sep-19	97,102,023.65	10.729808	2.96%	2.44%	2.38%	2.50%	2.45%
22-Sep-19	96,924,111.44	10.728931	2.93%	2.44%	2.37%	2.49%	2.44%

Fecha	Patrimonio neto del Fondo	Valor Cuota	Rentabilidad				
			30 días	60 días	90 días	180 días	365 días
21-Sep-19	96,918,337.12	10.728292	2.94%	2.79%	2.38%	2.53%	2.44%
20-Sep-19	96,912,563.16	10.727653	2.99%	2.74%	2.39%	2.53%	2.49%
19-Sep-19	97,750,773.91	10.728116	3.24%	2.72%	2.43%	2.55%	2.52%
18-Sep-19	97,539,064.62	10.727921	3.30%	2.74%	2.45%	2.56%	2.47%
17-Sep-19	97,153,721.84	10.726486	3.18%	2.70%	2.46%	2.56%	2.44%
16-Sep-19	97,097,948.21	10.725659	3.16%	2.69%	2.46%	2.56%	2.42%
15-Sep-19	93,567,524.14	10.726092	3.28%	2.73%	2.51%	2.58%	2.43%
14-Sep-19	93,561,867.38	10.725444	3.28%	2.73%	2.54%	2.59%	2.43%
13-Sep-19	93,556,209.26	10.724795	3.13%	2.75%	2.54%	2.63%	2.43%
12-Sep-19	92,695,809.65	10.724596	2.71%	2.77%	2.56%	2.64%	2.44%
11-Sep-19	92,694,152.90	10.726488	2.95%	2.91%	2.66%	2.70%	2.47%
10-Sep-19	91,024,994.49	10.726786	3.12%	2.96%	2.68%	2.72%	2.48%
9-Sep-19	90,332,939.61	10.721688	2.61%	2.65%	2.53%	2.68%	2.43%
8-Sep-19	90,271,626.77	10.720848	2.59%	2.62%	2.53%	2.65%	2.43%
7-Sep-19	90,265,955.36	10.720175	2.78%	2.62%	2.68%	2.70%	2.43%
6-Sep-19	90,260,227.40	10.719494	2.95%	2.65%	2.67%	2.66%	2.43%
5-Sep-19	90,046,661.46	10.718070	2.92%	2.60%	2.64%	2.65%	2.40%
4-Sep-19	90,644,239.28	10.715832	2.64%	2.51%	2.58%	2.62%	2.39%
3-Sep-19	90,058,474.42	10.711414	1.77%	2.30%	2.43%	2.54%	2.37%
2-Sep-19	92,454,001.49	10.710204	1.71%	2.25%	2.46%	2.54%	2.32%
1-Sep-19	92,222,984.80	10.709346	1.69%	2.23%	2.44%	2.46%	2.32%
31-Aug-19	92,217,679.38	10.708730	1.72%	2.25%	2.52%	2.46%	2.32%
30-Aug-19	92,212,742.63	10.708157	1.68%	2.34%	2.41%	2.45%	2.35%
29-Aug-19	91,983,791.19	10.705440	1.27%	2.09%	2.34%	2.42%	2.31%
28-Aug-19	91,947,545.60	10.704243	1.20%	2.06%	2.32%	2.41%	2.31%
27-Aug-19	91,315,591.84	10.703444	1.60%	2.05%	2.31%	2.43%	2.31%
26-Aug-19	92,636,330.11	10.702421	1.56%	1.98%	2.33%	2.44%	2.33%
25-Aug-19	92,483,759.91	10.704328	1.84%	2.12%	2.46%	2.48%	2.35%
24-Aug-19	92,478,546.34	10.703725	1.90%	2.12%	2.45%	2.49%	2.35%
23-Aug-19	92,473,286.95	10.703116	1.93%	2.14%	2.45%	2.50%	2.40%
22-Aug-19	92,084,102.21	10.702401	2.63%	2.14%	2.44%	2.50%	2.27%
21-Aug-19	91,652,470.52	10.701340	2.48%	2.12%	2.43%	2.49%	2.27%
20-Aug-19	92,406,147.15	10.699652	2.20%	2.07%	2.41%	2.45%	2.19%
19-Aug-19	92,245,203.39	10.698912	2.18%	2.12%	2.42%	2.46%	2.18%
18-Aug-19	90,890,665.26	10.698504	2.21%	2.14%	2.43%	2.48%	2.18%
17-Aug-19	90,885,409.41	10.697886	2.21%	2.16%	2.42%	2.56%	2.18%
16-Aug-19	90,880,098.65	10.697261	2.18%	2.19%	2.42%	2.57%	2.20%
15-Aug-19	90,874,794.48	10.696636	2.17%	2.20%	2.42%	2.57%	2.20%
14-Aug-19	90,766,772.11	10.697296	2.37%	2.28%	2.47%	2.60%	2.21%
13-Aug-19	89,938,417.55	10.700804	2.82%	2.52%	2.64%	2.68%	2.23%
12-Aug-19	88,853,384.64	10.700551	2.87%	2.52%	2.66%	2.68%	2.24%
11-Aug-19	88,847,638.66	10.699348	2.80%	2.53%	2.65%	2.66%	2.24%
10-Aug-19	88,842,488.66	10.698728	2.69%	2.53%	2.67%	2.51%	2.24%
9-Aug-19	88,837,300.75	10.698103	2.64%	2.75%	2.62%	2.50%	2.27%
8-Aug-19	87,917,382.54	10.695708	2.45%	2.64%	2.55%	2.47%	2.21%
7-Aug-19	87,641,681.86	10.693530	2.35%	2.56%	2.50%	2.44%	2.17%
6-Aug-19	87,183,185.78	10.692393	2.28%	2.53%	2.52%	2.42%	2.45%
5-Aug-19	87,020,870.71	10.692602	2.38%	2.57%	2.50%	2.44%	2.35%
4-Aug-19	86,944,245.02	10.695814	2.82%	2.87%	2.66%	2.51%	2.39%
3-Aug-19	86,938,968.09	10.695165	2.78%	2.85%	2.60%	2.52%	2.39%
2-Aug-19	86,933,690.18	10.694516	2.76%	2.96%	2.61%	2.51%	2.39%

Fecha	Patrimonio neto del Fondo	Valor Cuota	Rentabilidad				
			30 días	60 días	90 días	180 días	365 días
1-Aug-19	86,588,945.88	10.693613	2.77%	2.79%	2.60%	2.50%	2.41%
31-Jul-19	88,235,091.48	10.693410	2.99%	2.82%	2.62%	2.51%	2.38%
30-Jul-19	87,616,982.50	10.694260	2.90%	2.90%	2.65%	2.56%	2.40%
29-Jul-19	87,536,565.82	10.693699	2.91%	2.90%	2.65%	2.60%	2.48%
28-Jul-19	87,230,290.86	10.689386	2.50%	2.75%	2.52%	2.62%	2.45%
27-Jul-19	87,225,158.21	10.688757	2.41%	2.79%	2.45%	2.62%	2.45%
26-Jul-19	87,220,025.75	10.688128	2.40%	2.78%	2.45%	2.60%	2.53%
25-Jul-19	86,863,121.95	10.687021	2.34%	2.75%	2.44%	2.59%	2.47%
24-Jul-19	84,931,776.88	10.686134	2.34%	2.74%	2.43%	2.58%	2.51%
23-Jul-19	83,732,311.51	10.679273	1.65%	2.38%	2.32%	2.46%	2.36%
22-Jul-19	85,465,462.57	10.679566	1.76%	2.46%	2.38%	2.48%	2.31%
21-Jul-19	85,960,035.87	10.680375	1.93%	2.56%	2.43%	2.51%	2.35%
20-Jul-19	85,954,943.07	10.679743	2.06%	2.57%	2.46%	2.53%	2.37%
19-Jul-19	85,949,850.33	10.679110	2.06%	2.56%	2.47%	2.53%	2.36%
18-Jul-19	85,504,267.51	10.678522	2.10%	2.56%	2.48%	2.53%	2.36%
17-Jul-19	84,948,520.51	10.678150	2.21%	2.58%	2.49%	2.54%	2.37%
16-Jul-19	85,076,387.92	10.677600	2.23%	2.58%	2.50%	2.54%	2.37%
15-Jul-19	84,631,907.95	10.676542	2.19%	2.57%	2.47%	2.54%	2.36%
14-Jul-19	84,619,491.65	10.676025	2.21%	2.59%	2.52%	2.56%	2.37%
13-Jul-19	84,614,527.38	10.675399	2.17%	2.61%	2.52%	2.57%	2.37%
12-Jul-19	84,609,563.16	10.674772	2.25%	2.63%	2.51%	2.57%	2.36%
11-Jul-19	84,240,990.62	10.675112	2.36%	2.62%	2.55%	2.59%	2.36%
10-Jul-19	85,418,558.00	10.674953	2.86%	2.64%	2.57%	2.60%	2.37%
9-Jul-19	83,688,009.46	10.674184	2.82%	2.64%	2.57%	2.59%	2.38%
8-Jul-19	83,901,338.71	10.672930	2.76%	2.67%	2.53%	2.58%	2.37%
7-Jul-19	82,871,680.40	10.672386	2.78%	2.59%	2.53%	2.59%	2.37%
6-Jul-19	82,866,691.36	10.671743	2.76%	2.62%	2.54%	2.60%	2.37%
5-Jul-19	82,861,702.18	10.671101	2.91%	2.52%	2.53%	2.61%	2.37%
4-Jul-19	84,466,546.59	10.670752	2.91%	2.55%	2.55%	2.62%	2.38%
3-Jul-19	83,577,810.44	10.670296	3.15%	2.57%	2.56%	2.63%	2.38%
2-Jul-19	83,559,721.45	10.669320	2.80%	2.55%	2.55%	2.62%	2.38%
1-Jul-19	83,542,379.17	10.667185	2.64%	2.43%	2.51%	2.59%	2.37%
30-Jun-19	83,342,408.06	10.668850	2.90%	2.55%	2.57%	2.63%	2.39%
29-Jun-19	83,337,114.37	10.668172	2.88%	2.56%	2.61%	2.63%	2.39%
28-Jun-19	83,331,794.23	10.667491	2.99%	2.46%	2.61%	2.64%	2.40%
27-Jun-19	82,055,730.09	10.667615	3.17%	2.51%	2.64%	2.65%	2.40%
26-Jun-19	81,104,907.05	10.667119	3.15%	2.52%	2.65%	2.66%	2.40%
25-Jun-19	82,278,581.33	10.666503	3.15%	2.52%	2.55%	2.65%	2.40%
24-Jun-19	81,844,123.38	10.665646	3.13%	2.69%	2.54%	2.65%	2.40%
23-Jun-19	80,939,414.58	10.664813	3.11%	2.73%	2.53%	2.71%	2.40%
22-Jun-19	80,934,144.24	10.664119	3.15%	2.71%	2.61%	2.71%	2.40%
21-Jun-19	80,928,872.45	10.663424	3.19%	2.75%	2.60%	2.65%	2.41%
20-Jun-19	80,248,720.95	10.661732	3.08%	2.72%	2.57%	2.63%	2.39%
19-Jun-19	80,243,455.22	10.661032	3.04%	2.72%	2.57%	2.63%	2.40%
18-Jun-19	78,855,320.94	10.660092	3.02%	2.71%	2.57%	2.63%	2.39%
17-Jun-19	78,467,092.49	10.658813	2.94%	2.68%	2.56%	2.61%	2.39%
16-Jun-19	78,056,447.00	10.658078	2.93%	2.65%	2.55%	2.61%	2.39%
15-Jun-19	78,051,342.74	10.657381	2.95%	2.71%	2.58%	2.66%	2.39%
14-Jun-19	78,046,238.34	10.656684	2.97%	2.71%	2.66%	2.68%	2.43%
13-Jun-19	77,332,685.99	10.656385	3.05%	2.71%	2.68%	2.69%	2.41%
12-Jun-19	77,291,549.65	10.655094	3.01%	2.68%	2.66%	2.68%	2.39%

Fecha	Patrimonio neto del Fondo	Valor Cuota	Rentabilidad				
			30 días	60 días	90 días	180 días	365 días
11-Jun-19	75,260,412.11	10.654432	2.87%	2.68%	2.66%	2.70%	2.39%
10-Jun-19	74,725,945.84	10.649910	2.42%	2.46%	2.61%	2.61%	2.35%
9-Jun-19	71,630,106.06	10.649473	2.45%	2.44%	2.57%	2.63%	2.35%
8-Jun-19	71,625,288.75	10.648757	2.58%	2.44%	2.67%	2.58%	2.35%
7-Jun-19	71,620,441.36	10.648037	2.39%	2.45%	2.59%	2.64%	2.34%
6-Jun-19	71,284,028.70	10.647557	2.46%	2.45%	2.60%	2.64%	2.34%
5-Jun-19	71,337,079.57	10.645653	2.13%	2.38%	2.55%	2.62%	2.34%
4-Jun-19	71,266,351.63	10.645271	2.19%	2.40%	2.54%	2.51%	2.34%
3-Jun-19	71,745,258.22	10.642717	1.97%	2.30%	2.49%	2.46%	2.32%
2-Jun-19	71,301,992.43	10.644793	2.28%	2.48%	2.44%	2.50%	2.34%
1-Jun-19	71,297,525.40	10.644127	2.22%	2.44%	2.45%	2.51%	2.34%
31-May-19	71,293,058.26	10.643460	2.19%	2.50%	2.43%	2.53%	2.33%
30-May-19	71,108,075.04	10.642945	2.24%	2.50%	2.44%	2.54%	2.33%
29-May-19	71,483,993.67	10.641296	1.92%	2.45%	2.40%	2.52%	2.33%
28-May-19	72,860,490.19	10.639880	1.83%	2.41%	2.42%	2.50%	2.34%
27-May-19	72,938,571.36	10.639538	1.87%	2.28%	2.47%	2.51%	2.33%
26-May-19	73,243,575.28	10.638927	1.88%	2.27%	2.45%	2.52%	2.33%
25-May-19	73,239,053.31	10.638270	2.25%	2.28%	2.47%	2.51%	2.33%
24-May-19	73,234,530.73	10.637613	2.34%	2.39%	2.49%	2.51%	2.34%
23-May-19	72,723,961.50	10.636557	2.26%	2.36%	2.48%	2.50%	2.32%
22-May-19	73,095,697.69	10.635560	2.31%	2.35%	2.46%	2.50%	2.33%
21-May-19	73,154,398.22	10.634826	2.35%	2.35%	2.42%	2.48%	2.32%
20-May-19	74,862,624.42	10.634434	2.39%	2.38%	2.45%	2.49%	2.32%
19-May-19	74,962,787.05	10.633725	2.39%	2.40%	2.48%	2.49%	2.31%
18-May-19	74,958,285.86	10.633086	2.40%	2.38%	2.63%	2.49%	2.31%
17-May-19	74,953,784.53	10.632448	2.35%	2.44%	2.66%	2.49%	2.31%
16-May-19	74,812,432.35	10.631644	2.46%	2.55%	2.65%	2.49%	2.31%
15-May-19	74,897,397.16	10.630731	2.44%	2.54%	2.64%	2.49%	2.31%
14-May-19	74,873,640.22	10.629766	2.36%	2.53%	2.63%	2.49%	2.31%
13-May-19	74,704,637.57	10.628800	2.34%	2.52%	2.60%	2.54%	2.30%
12-May-19	74,361,231.02	10.629398	2.49%	2.74%	2.63%	2.62%	2.31%
11-May-19	74,356,717.09	10.628752	2.50%	2.67%	2.34%	2.55%	2.31%
10-May-19	74,352,169.12	10.628102	2.44%	2.82%	2.32%	2.57%	2.31%
9-May-19	75,577,616.64	10.626261	2.31%	2.63%	2.27%	2.55%	2.31%
8-May-19	75,550,495.13	10.627180	2.51%	2.73%	2.33%	2.58%	2.31%
7-May-19	74,568,087.62	10.626055	2.43%	2.70%	2.29%	2.65%	2.32%
6-May-19	73,968,714.59	10.627023	2.63%	2.76%	2.37%	2.55%	2.38%
5-May-19	73,907,137.09	10.626123	2.61%	2.78%	2.35%	2.64%	2.38%
4-May-19	73,902,671.35	10.625481	2.62%	2.55%	2.36%	2.63%	2.38%
3-May-19	73,898,205.55	10.624839	2.67%	2.56%	2.34%	2.63%	2.33%
2-May-19	73,821,973.63	10.624736	2.66%	2.57%	2.36%	2.64%	2.33%
1-May-19	74,143,548.75	10.624371	2.82%	2.59%	2.38%	2.64%	2.30%
30-Apr-19	73,976,140.89	10.623420	2.77%	2.57%	2.39%	2.63%	2.28%
29-Apr-19	73,926,649.88	10.624554	2.98%	2.75%	2.54%	2.64%	2.30%
28-Apr-19	73,921,830.69	10.623862	2.99%	2.81%	2.73%	2.61%	2.29%
27-Apr-19	73,917,011.26	10.623169	2.68%	2.77%	2.73%	2.61%	2.29%
26-Apr-19	73,912,152.66	10.622471	2.65%	2.79%	2.67%	2.59%	2.29%
25-Apr-19	73,697,390.48	10.618654	2.30%	2.65%	2.55%	2.53%	2.26%
24-Apr-19	73,665,106.35	10.617200	2.44%	2.60%	2.52%	2.52%	2.25%
23-Apr-19	68,631,504.31	10.616844	2.46%	2.61%	2.52%	2.63%	2.25%
22-Apr-19	68,699,669.54	10.615446	2.39%	2.51%	2.50%	2.55%	2.25%

Fecha	Patrimonio neto del Fondo	Valor Cuota	Rentabilidad				
			30 días	60 días	90 días	180 días	365 días
21-Apr-19	68,597,641.91	10.614337	2.34%	2.52%	2.49%	2.54%	2.24%
20-Apr-19	68,592,926.39	10.613607	2.37%	2.57%	2.51%	2.56%	2.24%
19-Apr-19	68,588,225.66	10.612880	2.40%	2.78%	2.51%	2.55%	2.23%
18-Apr-19	68,583,497.94	10.612148	2.36%	2.82%	2.51%	2.55%	2.23%
17-Apr-19	68,479,736.55	10.611933	2.52%	2.84%	2.53%	2.56%	2.23%
16-Apr-19	68,443,963.01	10.610157	2.63%	2.77%	2.49%	2.52%	2.22%
15-Apr-19	68,401,785.14	10.609481	2.64%	2.77%	2.50%	2.53%	2.23%
14-Apr-19	68,096,072.96	10.609176	2.69%	2.77%	2.54%	2.54%	2.23%
13-Apr-19	68,091,299.28	10.608432	2.69%	2.74%	2.56%	2.53%	2.23%
12-Apr-19	68,086,525.56	10.607688	2.98%	2.30%	2.56%	2.56%	2.22%
11-Apr-19	67,555,047.52	10.606934	2.83%	2.26%	2.56%	2.56%	2.22%
10-Apr-19	68,814,762.72	10.606845	3.19%	2.29%	2.59%	2.57%	2.23%
9-Apr-19	68,289,925.91	10.606141	2.95%	2.29%	2.56%	2.57%	2.25%
8-Apr-19	68,538,131.86	10.605303	2.94%	2.24%	2.56%	2.57%	2.26%
7-Apr-19	68,090,824.90	10.604837	2.97%	2.27%	2.58%	2.57%	2.26%
6-Apr-19	68,086,089.77	10.604099	2.88%	2.26%	2.59%	2.56%	2.26%
5-Apr-19	68,081,304.51	10.603354	2.95%	2.26%	2.62%	2.56%	2.26%
4-Apr-19	68,037,311.78	10.602607	2.46%	2.23%	2.62%	2.55%	2.26%
3-Apr-19	67,838,183.31	10.601560	2.45%	2.21%	2.61%	2.55%	2.26%
2-Apr-19	67,803,343.99	10.601544	2.47%	2.25%	2.62%	2.53%	2.26%
1-Apr-19	69,320,125.69	10.599841	2.36%	2.23%	2.59%	2.48%	2.25%
31-Mar-19	69,348,025.30	10.599301	2.38%	2.35%	2.59%	2.52%	2.25%
30-Mar-19	69,343,310.69	10.598580	2.52%	2.64%	2.59%	2.54%	2.25%
29-Mar-19	69,338,520.54	10.597848	2.63%	2.63%	2.59%	2.51%	2.25%
28-Mar-19	69,294,391.40	10.599827	2.86%	2.70%	2.69%	2.56%	2.28%
27-Mar-19	69,283,136.32	10.599347	2.93%	2.71%	2.70%	2.57%	2.30%
26-Mar-19	68,983,823.46	10.598609	2.99%	2.71%	2.69%	2.50%	2.31%
25-Mar-19	68,779,983.01	10.595989	2.76%	2.57%	2.63%	2.49%	2.29%
24-Mar-19	68,872,626.61	10.595420	2.76%	2.59%	2.75%	2.33%	2.29%
23-Mar-19	68,867,793.91	10.594677	2.64%	2.60%	2.75%	2.33%	2.29%
22-Mar-19	68,862,961.82	10.593934	2.69%	2.64%	2.63%	2.33%	2.28%
21-Mar-19	68,806,507.04	10.592965	2.76%	2.62%	2.61%	2.32%	2.28%
20-Mar-19	69,029,954.71	10.592007	3.16%	2.61%	2.60%	2.31%	2.28%
19-Mar-19	72,128,166.40	10.591573	3.27%	2.62%	2.63%	2.42%	2.28%
18-Mar-19	71,864,999.18	10.589972	3.15%	2.56%	2.57%	2.43%	2.26%
17-Mar-19	72,336,253.89	10.587243	2.91%	2.47%	2.49%	2.29%	2.24%
16-Mar-19	72,331,281.75	10.586515	2.90%	2.50%	2.58%	2.23%	2.24%
15-Mar-19	72,326,270.69	10.585782	2.84%	2.53%	2.63%	2.21%	2.22%
14-Mar-19	72,278,014.08	10.585032	2.78%	2.54%	2.63%	2.21%	2.20%
13-Mar-19	72,414,218.38	10.581801	1.62%	2.39%	2.53%	2.15%	2.17%
12-Mar-19	72,417,763.89	10.582357	1.69%	2.47%	2.62%	2.18%	2.16%
11-Mar-19	73,654,371.03	10.579132	1.39%	2.28%	2.49%	2.13%	2.13%
10-Mar-19	73,540,864.07	10.580457	1.62%	2.40%	2.60%	2.18%	2.15%
9-Mar-19	73,535,901.22	10.579743	1.54%	2.42%	2.50%	2.18%	2.14%
8-Mar-19	73,530,937.33	10.579029	1.57%	2.44%	2.61%	2.17%	2.13%
7-Mar-19	73,239,256.54	10.579022	1.63%	2.53%	2.64%	2.18%	2.13%
6-Mar-19	73,568,444.76	10.577732	1.57%	2.49%	2.61%	2.17%	2.13%
5-Mar-19	73,542,461.21	10.581200	2.00%	2.73%	2.55%	2.24%	2.17%
4-Mar-19	73,700,580.42	10.580292	1.98%	2.71%	2.52%	2.20%	2.16%
3-Mar-19	73,819,635.32	10.580071	2.03%	2.74%	2.50%	2.22%	2.16%
2-Mar-19	73,814,669.74	10.579359	2.10%	2.73%	2.52%	2.24%	2.16%

Fecha	Patrimonio neto del Fondo	Valor Cuota	Rentabilidad				
			30 días	60 días	90 días	180 días	365 días
1-Mar-19	73,809,704.03	10.578647	2.32%	2.73%	2.57%	2.17%	2.16%
28-Feb-19	73,848,781.81	10.576698	2.76%	2.66%	2.52%	2.14%	2.16%
27-Feb-19	73,868,995.34	10.575005	2.63%	2.60%	2.48%	2.12%	2.14%
26-Feb-19	73,868,995.34	10.575005	2.54%	2.64%	2.49%	2.18%	2.14%
25-Feb-19	73,658,058.51	10.573907	2.49%	2.61%	2.48%	2.14%	2.12%
24-Feb-19	73,547,077.03	10.572652	2.42%	2.59%	2.48%	2.13%	2.11%
23-Feb-19	73,542,808.15	10.572038	2.39%	2.77%	2.46%	2.14%	2.11%
22-Feb-19	73,538,545.61	10.571425	2.42%	2.77%	2.47%	2.18%	2.12%
21-Feb-19	74,178,000.42	10.571775	2.55%	2.66%	2.51%	2.19%	2.13%
20-Feb-19	73,997,397.07	10.570589	2.58%	2.63%	2.49%	2.18%	2.11%
19-Feb-19	74,035,239.50	10.569011	2.48%	2.58%	2.42%	2.27%	2.10%
18-Feb-19	74,653,539.99	10.564591	2.05%	2.38%	2.28%	1.94%	2.06%
17-Feb-19	74,629,716.79	10.563179	1.97%	2.31%	2.26%	1.93%	2.05%
16-Feb-19	74,625,568.89	10.562592	1.97%	2.31%	2.26%	1.80%	2.05%
15-Feb-19	74,621,341.54	10.561993	2.03%	2.46%	2.26%	1.77%	2.05%
14-Feb-19	74,538,740.40	10.561365	2.10%	2.54%	2.26%	1.77%	2.05%
13-Feb-19	72,595,252.10	10.561168	2.23%	2.57%	2.28%	1.78%	2.07%
12-Feb-19	72,532,365.78	10.560922	2.29%	2.59%	2.32%	1.81%	2.08%
11-Feb-19	72,326,120.89	10.567701	3.16%	3.08%	2.72%	1.96%	2.15%
10-Feb-19	71,694,966.64	10.567664	3.24%	3.07%	2.86%	1.97%	2.15%
9-Feb-19	71,690,693.31	10.567034	3.17%	3.12%	2.71%	1.92%	2.15%
8-Feb-19	71,686,424.89	10.566405	3.18%	2.98%	2.75%	1.95%	2.15%
7-Feb-19	71,589,386.43	10.566347	3.29%	3.18%	2.78%	1.96%	2.16%
6-Feb-19	71,560,908.20	10.565400	3.30%	3.17%	2.77%	1.95%	2.15%
5-Feb-19	71,380,190.32	10.564847	3.41%	3.17%	2.94%	2.01%	2.16%
4-Feb-19	71,552,122.52	10.564062	3.41%	2.83%	2.67%	1.92%	2.16%
3-Feb-19	73,192,326.61	10.563858	3.46%	2.83%	2.87%	1.89%	2.16%
2-Feb-19	73,187,355.56	10.563141	3.43%	2.77%	2.84%	2.46%	2.16%
1-Feb-19	73,182,333.76	10.562416	3.44%	2.80%	2.84%	2.24%	2.15%
31-Jan-19	73,051,593.58	10.561152	3.36%	2.84%	2.82%	2.23%	2.14%
30-Jan-19	77,492,443.31	10.558552	3.14%	2.72%	2.74%	2.19%	2.15%
29-Jan-19	77,533,237.99	10.552780	2.56%	2.43%	2.53%	2.09%	2.15%
28-Jan-19	77,464,504.85	10.552188	2.57%	2.42%	2.47%	2.14%	2.15%
27-Jan-19	77,032,892.69	10.553009	2.75%	2.51%	2.49%	2.11%	2.16%
26-Jan-19	77,028,019.49	10.552342	2.72%	2.55%	2.48%	2.11%	2.16%
25-Jan-19	77,023,028.93	10.551658	2.75%	2.51%	2.44%	2.28%	2.14%
24-Jan-19	76,797,835.64	10.551349	3.15%	2.54%	2.46%	2.28%	2.14%
23-Jan-19	76,823,416.33	10.550478	3.13%	2.53%	2.46%	2.28%	2.14%
22-Jan-19	75,892,819.05	10.549628	2.76%	2.52%	2.66%	2.44%	2.14%
21-Jan-19	75,919,555.61	10.548196	2.67%	2.42%	2.50%	2.31%	2.13%
20-Jan-19	75,914,570.48	10.547503	2.67%	2.42%	2.49%	2.38%	2.13%
19-Jan-19	75,909,586.07	10.546810	2.71%	2.44%	2.53%	2.21%	2.12%
18-Jan-19	75,904,705.41	10.546132	2.64%	2.44%	2.52%	2.09%	2.11%
17-Jan-19	75,812,667.98	10.545534	2.64%	2.44%	2.52%	2.14%	2.11%
16-Jan-19	75,444,579.16	10.544364	2.88%	2.41%	2.50%	2.17%	2.10%
15-Jan-19	75,334,213.79	10.543130	2.97%	2.38%	2.46%	2.15%	2.12%
14-Jan-19	75,350,451.46	10.541888	2.90%	2.38%	2.44%	2.13%	2.08%
13-Jan-19	75,304,690.59	10.541039	2.88%	2.54%	2.43%	2.15%	2.08%
12-Jan-19	75,299,597.09	10.540326	2.98%	2.71%	2.42%	2.13%	2.07%
11-Jan-19	75,294,503.45	10.539613	2.89%	2.47%	2.49%	2.13%	2.08%
10-Jan-19	76,928,065.09	10.539589	3.06%	2.57%	2.52%	2.14%	2.08%

Fecha	Patrimonio neto del Fondo	Valor Cuota	Rentabilidad				
			30 días	60 días	90 días	180 días	365 días
9-Jan-19	76,873,599.99	10.538869	2.77%	2.57%	2.51%	2.14%	2.08%
8-Jan-19	76,127,976.61	10.537883	3.07%	2.56%	2.49%	2.13%	2.07%
7-Jan-19	75,977,713.96	10.536785	3.02%	2.78%	2.49%	2.10%	2.06%
6-Jan-19	76,052,007.39	10.535280	2.93%	2.34%	2.45%	2.09%	2.05%
5-Jan-19	76,046,939.72	10.534578	2.25%	2.61%	2.43%	2.11%	2.05%
4-Jan-19	76,041,871.91	10.533876	2.19%	2.57%	2.42%	2.09%	2.01%
3-Jan-19	76,024,288.58	10.533445	2.11%	2.58%	2.43%	2.10%	2.01%
2-Jan-19	75,659,851.52	10.532595	2.14%	2.57%	2.42%	2.09%	2.02%
1-Jan-19	75,692,783.44	10.532102	2.31%	2.58%	2.36%	2.10%	2.01%
31-Dec-18	75,687,819.05	10.531412	2.31%	2.55%	2.31%	2.11%	2.00%
30-Dec-18	75,645,656.96	10.530604	2.29%	2.46%	2.38%	2.11%	2.00%
29-Dec-18	75,640,717.36	10.529917	2.26%	2.39%	2.42%	2.12%	2.00%
28-Dec-18	75,635,777.63	10.529229	2.26%	2.38%	2.37%	2.11%	2.00%
27-Dec-18	75,465,062.16	10.528809	2.38%	2.34%	2.38%	2.12%	2.01%
26-Dec-18	75,392,341.81	10.527820	2.26%	2.33%	2.36%	2.11%	2.01%
25-Dec-18	72,681,687.17	10.524103	1.93%	2.15%	2.12%	2.07%	1.96%
24-Dec-18	72,676,990.45	10.523423	1.93%	2.47%	2.17%	2.05%	1.96%
23-Dec-18	72,566,546.42	10.525787	2.28%	2.44%	1.96%	2.11%	1.99%
22-Dec-18	72,561,849.79	10.525106	2.17%	2.44%	1.97%	2.10%	1.99%
21-Dec-18	72,557,153.03	10.524425	2.18%	2.49%	1.96%	2.12%	2.00%
20-Dec-18	71,846,776.46	10.523383	2.16%	2.45%	1.95%	2.11%	1.98%
19-Dec-18	71,995,995.59	10.523299	2.24%	2.49%	1.97%	2.12%	2.00%
18-Dec-18	71,284,041.60	10.522692	2.23%	2.49%	2.17%	2.15%	1.96%
17-Dec-18	72,232,664.29	10.519502	1.94%	2.31%	2.12%	2.07%	1.92%
16-Dec-18	72,803,378.54	10.517482	1.79%	2.24%	1.87%	2.07%	1.90%
15-Dec-18	72,798,705.10	10.516807	1.85%	2.25%	1.76%	2.05%	1.90%
14-Dec-18	72,794,031.53	10.516132	2.19%	2.23%	1.72%	2.07%	1.91%
13-Dec-18	74,348,123.78	10.514540	2.42%	2.28%	1.68%	2.05%	1.93%
12-Dec-18	74,424,891.44	10.514670	2.05%	2.33%	1.71%	2.06%	1.96%
11-Dec-18	75,236,035.77	10.513136	2.08%	2.27%	1.67%	2.12%	1.93%
10-Dec-18	73,539,209.78	10.514902	2.37%	2.40%	1.77%	2.13%	1.92%
9-Dec-18	73,452,570.26	10.511333	2.03%	2.26%	1.68%	2.05%	1.89%
8-Dec-18	73,447,926.93	10.510668	2.52%	2.25%	1.68%	2.05%	1.89%
7-Dec-18	73,443,283.47	10.510004	1.75%	2.21%	1.66%	2.04%	1.90%
6-Dec-18	73,644,916.29	10.515150	2.97%	2.55%	1.88%	2.15%	1.98%
5-Dec-18	73,617,699.59	10.514915	2.93%	2.57%	1.90%	2.16%	2.00%
4-Dec-18	73,778,748.54	10.515197	3.04%	2.62%	1.93%	2.15%	2.04%
3-Dec-18	73,864,301.82	10.514090	3.00%	2.50%	1.84%	2.14%	2.04%
2-Dec-18	74,625,041.61	10.512150	2.85%	2.34%	1.82%	2.14%	2.03%
1-Dec-18	74,620,190.39	10.511467	2.79%	2.45%	1.85%	2.14%	2.03%
30-Nov-18	74,615,339.04	10.510784	2.62%	2.52%	1.70%	2.13%	2.02%
29-Nov-18	73,377,097.29	10.510406	2.52%	2.46%	1.71%	2.13%	2.01%
28-Nov-18	73,131,141.75	10.509674	2.48%	2.46%	1.70%	2.13%	2.01%
27-Nov-18	72,944,266.16	10.508291	2.30%	2.41%	1.78%	2.09%	1.96%
26-Nov-18	72,406,227.26	10.508326	2.39%	2.27%	1.75%	2.10%	1.96%
25-Nov-18	72,105,864.29	10.507473	2.38%	2.34%	1.74%	2.12%	1.96%
24-Nov-18	72,101,131.85	10.506783	3.00%	1.84%	1.75%	2.14%	1.95%
23-Nov-18	72,096,399.28	10.506094	2.60%	1.84%	1.82%	2.12%	1.95%
22-Nov-18	70,954,781.49	10.506337	2.70%	1.89%	1.85%	2.13%	1.97%
21-Nov-18	70,956,664.00	10.505627	2.81%	1.89%	1.85%	2.13%	1.98%
20-Nov-18	70,060,205.52	10.504698	2.74%	1.87%	2.05%	2.15%	2.00%

Fecha	Patrimonio neto del Fondo	Valor Cuota	Rentabilidad				
			30 días	60 días	90 días	180 días	365 días
19-Nov-18	69,964,201.70	10.503984	2.73%	2.17%	1.53%	2.12%	1.98%
18-Nov-18	71,091,594.99	10.503435	2.75%	2.25%	1.54%	2.15%	1.98%
17-Nov-18	71,086,751.66	10.502719	2.68%	1.95%	1.27%	2.12%	1.97%
16-Nov-18	71,081,908.20	10.502004	2.69%	1.78%	1.22%	2.11%	1.94%
15-Nov-18	70,835,993.05	10.500851	2.64%	1.69%	1.19%	2.10%	1.95%
14-Nov-18	71,699,062.17	10.497252	2.26%	1.52%	1.08%	2.04%	1.93%
13-Nov-18	74,082,795.05	10.493641	2.14%	1.34%	1.02%	1.99%	1.90%
12-Nov-18	74,024,796.36	10.496958	2.59%	1.57%	1.17%	2.06%	2.01%
11-Nov-18	74,021,089.40	10.495167	2.46%	1.51%	1.13%	2.04%	2.00%
10-Nov-18	74,016,280.19	10.494485	2.43%	1.54%	1.03%	2.04%	2.00%
9-Nov-18	74,011,470.85	10.493803	2.48%	1.54%	1.09%	2.03%	2.00%
8-Nov-18	72,983,488.95	10.488904	1.98%	1.26%	0.92%	1.95%	1.96%
7-Nov-18	72,700,267.61	10.494923	2.68%	1.65%	1.18%	2.08%	2.01%
6-Nov-18	72,805,575.95	10.489572	2.12%	1.37%	1.11%	1.99%	1.96%
5-Nov-18	72,462,469.35	10.489630	2.20%	1.41%	0.96%	2.01%	1.96%
4-Nov-18	72,457,784.96	10.488952	2.20%	1.31%	0.87%	1.99%	1.96%
3-Nov-18	72,453,046.52	10.488266	1.99%	1.34%	2.02%	2.01%	1.96%
2-Nov-18	72,448,262.73	10.487573	1.82%	1.39%	1.58%	2.10%	1.93%
1-Nov-18	71,921,471.29	10.487380	2.11%	1.19%	1.60%	2.11%	1.94%
31-Oct-18	72,057,380.03	10.488228	2.42%	1.27%	1.65%	2.13%	1.96%
30-Oct-18	71,622,689.36	10.488696	2.40%	1.34%	1.69%	2.07%	2.00%
29-Oct-18	71,409,963.64	10.488254	2.42%	1.50%	1.80%	2.05%	2.02%
28-Oct-18	71,400,780.81	10.488431	2.51%	1.46%	1.71%	2.00%	2.03%
27-Oct-18	71,395,876.83	10.487711	2.14%	1.46%	1.71%	1.97%	2.02%
26-Oct-18	71,390,960.64	10.486989	2.29%	1.47%	2.04%	1.97%	2.02%
25-Oct-18	72,202,883.67	10.480952	0.69%	1.27%	1.83%	1.86%	1.95%
24-Oct-18	75,670,507.82	10.483694	1.09%	1.46%	1.96%	1.93%	1.97%
23-Oct-18	75,774,180.19	10.483072	1.09%	1.46%	2.28%	1.93%	1.97%
22-Oct-18	78,005,556.06	10.481449	0.97%	1.71%	2.03%	1.91%	1.96%
21-Oct-18	78,075,557.61	10.481111	1.00%	0.97%	2.18%	1.90%	1.96%
20-Oct-18	78,070,563.51	10.480441	1.60%	0.98%	1.84%	1.90%	1.96%
19-Oct-18	78,065,569.27	10.479770	1.75%	0.57%	1.61%	1.90%	1.97%
18-Oct-18	78,024,276.99	10.479668	1.22%	0.53%	1.72%	1.91%	1.97%
17-Oct-18	77,868,857.30	10.478843	0.87%	0.51%	1.80%	1.91%	1.97%
16-Oct-18	79,853,350.01	10.478132	0.74%	0.50%	1.78%	1.90%	1.96%
15-Oct-18	79,771,492.92	10.477794	0.77%	0.61%	1.78%	1.90%	2.06%
14-Oct-18	79,592,048.23	10.475256	0.54%	0.50%	1.73%	1.85%	2.03%
13-Oct-18	79,587,248.83	10.474624	0.54%	0.50%	1.72%	1.85%	2.03%
12-Oct-18	79,582,449.30	10.473993	0.57%	0.36%	1.71%	1.87%	2.02%
11-Oct-18	76,858,558.53	10.473546	0.64%	0.46%	1.72%	1.87%	2.02%
10-Oct-18	77,090,941.39	10.472473	0.60%	0.43%	1.70%	1.86%	1.98%
9-Oct-18	76,357,599.51	10.471900	0.55%	0.43%	1.69%	1.85%	1.95%
8-Oct-18	76,443,579.18	10.471892	0.62%	0.64%	1.68%	1.86%	1.96%
7-Oct-18	76,391,411.38	10.471342	0.62%	0.37%	1.69%	1.88%	1.95%
6-Oct-18	76,386,610.94	10.470684	0.62%	0.24%	1.73%	1.91%	1.95%
5-Oct-18	76,381,810.37	10.470026	0.41%	1.97%	1.71%	1.94%	1.95%
4-Oct-18	76,070,388.05	10.471098	0.67%	1.42%	1.77%	1.97%	1.97%
3-Oct-18	75,940,748.32	10.471872	0.96%	1.50%	1.82%	2.00%	1.99%
2-Oct-18	76,810,336.76	10.469234	0.27%	1.38%	1.75%	1.96%	1.99%
1-Oct-18	76,830,488.82	10.467447	0.13%	1.30%	1.72%	1.94%	1.98%
30-Sep-18	78,707,358.98	10.468027	0.27%	1.52%	1.78%	1.97%	1.99%

Fecha	Patrimonio neto del Fondo	Valor Cuota	Rentabilidad				
			30 días	60 días	90 días	180 días	365 días
29-Sep-18	78,702,816.57	10.467423	0.58%	1.34%	1.80%	1.97%	1.99%
28-Sep-18	78,698,246.41	10.466815	0.41%	1.35%	1.80%	1.96%	2.01%
27-Sep-18	78,028,449.25	10.469279	0.79%	2.02%	1.92%	2.02%	2.07%
26-Sep-18	78,044,606.37	10.467293	0.65%	1.94%	1.86%	1.99%	1.99%
25-Sep-18	77,701,485.93	10.475042	1.85%	2.43%	2.23%	2.15%	2.13%
24-Sep-18	76,740,783.07	10.474336	1.83%	2.92%	2.20%	2.17%	2.12%
23-Sep-18	76,736,212.47	10.473713	1.82%	2.60%	2.19%	2.21%	2.11%
22-Sep-18	76,731,618.00	10.473086	2.46%	2.81%	2.18%	2.22%	2.11%
21-Sep-18	76,727,050.40	10.472462	0.94%	2.29%	2.21%	2.22%	2.09%
20-Sep-18	76,168,302.27	10.466636	0.35%	1.65%	2.01%	2.12%	2.04%
19-Sep-18	74,143,205.36	10.464737	-0.60%	1.71%	1.96%	2.09%	2.01%
18-Sep-18	73,597,544.56	10.469213	-0.16%	2.14%	2.21%	2.17%	2.06%
17-Sep-18	73,561,538.54	10.471314	0.15%	2.27%	2.26%	2.24%	2.07%
16-Sep-18	73,797,555.60	10.471737	0.27%	2.31%	2.37%	2.26%	2.08%
15-Sep-18	73,793,481.10	10.471159	0.45%	2.36%	2.33%	2.26%	2.07%
14-Sep-18	73,789,406.49	10.470581	0.45%	2.34%	2.36%	2.24%	2.07%
13-Sep-18	73,141,817.17	10.469968	0.47%	2.34%	2.36%	2.24%	2.05%
12-Sep-18	68,653,095.06	10.469121	0.15%	2.32%	2.35%	2.23%	2.04%
11-Sep-18	68,922,220.78	10.468037	0.28%	2.29%	2.49%	2.20%	2.09%
10-Sep-18	68,643,746.73	10.467278	0.25%	2.27%	2.40%	2.15%	2.06%
9-Sep-18	68,569,086.38	10.467201	0.31%	2.24%	2.39%	2.15%	2.06%
8-Sep-18	68,565,064.38	10.466587	0.65%	2.25%	2.39%	2.11%	2.06%
7-Sep-18	68,561,042.27	10.465973	0.12%	2.32%	2.37%	2.10%	2.06%
6-Sep-18	68,381,572.15	10.465382	-0.13%	2.29%	2.37%	2.10%	2.06%
5-Sep-18	67,570,291.60	10.466497	3.52%	2.39%	2.43%	2.13%	2.07%
4-Sep-18	67,089,978.69	10.465296	2.16%	2.35%	2.35%	2.09%	2.06%
3-Sep-18	66,872,221.77	10.463647	2.03%	2.30%	2.31%	2.07%	2.05%
2-Sep-18	66,983,568.43	10.466894	2.48%	2.55%	2.51%	2.15%	2.09%
1-Sep-18	66,979,816.90	10.466308	2.46%	2.56%	2.52%	2.15%	2.08%
31-Aug-18	66,976,066.93	10.465722	2.76%	2.60%	2.51%	2.14%	2.10%
30-Aug-18	66,160,895.62	10.462394	2.09%	2.44%	2.40%	2.08%	2.08%
29-Aug-18	65,836,945.80	10.463272	2.29%	2.52%	2.45%	2.11%	2.08%
28-Aug-18	64,768,667.86	10.462525	3.26%	2.51%	2.40%	2.10%	2.11%
27-Aug-18	64,452,527.85	10.461691	3.24%	2.56%	2.39%	2.13%	2.11%
26-Aug-18	66,173,585.11	10.459168	2.97%	2.38%	2.36%	2.04%	2.09%
25-Aug-18	66,169,991.22	10.458600	3.94%	2.37%	2.40%	2.04%	2.09%
24-Aug-18	66,166,397.22	10.458032	3.32%	2.36%	2.36%	2.00%	2.13%
23-Aug-18	66,078,181.97	10.451993	3.11%	2.09%	2.14%	1.90%	2.07%
22-Aug-18	66,183,524.87	10.464394	3.60%	2.84%	2.65%	2.15%	2.27%
21-Aug-18	66,160,674.09	10.463643	2.90%	2.83%	2.69%	2.15%	2.29%
20-Aug-18	65,846,168.79	10.469890	3.96%	3.31%	2.90%	2.28%	2.31%
19-Aug-18	65,799,552.88	10.470603	4.38%	3.31%	3.01%	2.28%	2.32%
18-Aug-18	65,795,934.24	10.470028	4.33%	3.40%	2.96%	2.28%	2.32%
17-Aug-18	65,792,325.50	10.469453	4.30%	3.35%	2.96%	2.28%	2.32%
16-Aug-18	65,358,020.27	10.467301	4.22%	3.31%	2.89%	2.24%	2.32%
15-Aug-18	65,354,426.16	10.466725	4.17%	3.31%	2.89%	2.24%	2.32%
14-Aug-18	65,015,262.95	10.465965	4.15%	3.30%	2.89%	2.24%	2.33%
13-Aug-18	64,898,633.33	10.467798	4.43%	3.67%	2.98%	2.30%	2.33%
12-Aug-18	65,039,203.33	10.465671	4.25%	3.45%	2.92%	2.30%	2.32%
11-Aug-18	65,035,622.92	10.465095	4.23%	3.41%	2.92%	2.31%	2.32%
10-Aug-18	65,032,042.41	10.464519	4.12%	3.41%	2.92%	2.30%	2.32%

Fecha	Patrimonio neto del Fondo	Valor Cuota	Rentabilidad				
			30 días	60 días	90 días	180 días	365 días
9-Aug-18	64,829,827.43	10.460971	3.80%	3.21%	2.81%	2.24%	2.27%
8-Aug-18	63,075,953.05	10.464902	4.45%	3.47%	2.98%	2.33%	2.31%
7-Aug-18	63,090,845.99	10.466503	4.64%	3.60%	3.07%	2.37%	2.34%
6-Aug-18	62,817,422.70	10.436309	1.23%	1.80%	1.94%	1.80%	2.05%
5-Aug-18	62,746,555.93	10.446770	2.50%	2.44%	2.33%	2.01%	2.15%
4-Aug-18	62,743,102.49	10.446195	2.54%	2.52%	2.37%	2.02%	2.15%
3-Aug-18	62,739,648.95	10.445620	2.58%	2.54%	2.56%	2.03%	2.15%
2-Aug-18	61,468,114.80	10.445162	2.62%	2.52%	2.57%	2.02%	2.15%
1-Aug-18	61,381,016.33	10.442000	2.40%	2.37%	2.46%	1.97%	2.12%
31-Jul-18	61,926,159.81	10.444481	2.75%	2.55%	2.41%	2.02%	2.16%
30-Jul-18	61,906,480.34	10.443611	2.72%	2.46%	2.35%	2.01%	2.16%
29-Jul-18	57,472,386.05	10.434545	1.74%	1.97%	1.90%	1.91%	2.07%
28-Jul-18	57,469,039.36	10.433937	1.85%	2.03%	1.85%	2.00%	2.07%
27-Jul-18	57,465,692.58	10.433330	1.78%	2.10%	1.84%	2.00%	2.07%
26-Jul-18	57,330,444.02	10.424349	0.80%	1.55%	1.52%	1.83%	1.99%
25-Jul-18	57,318,022.19	10.429141	1.40%	1.85%	1.72%	1.93%	2.04%
24-Jul-18	58,251,035.11	10.424973	1.07%	1.64%	1.59%	1.83%	2.00%
23-Jul-18	58,498,761.69	10.433120	2.08%	2.22%	1.93%	2.00%	2.07%
22-Jul-18	58,684,215.65	10.438408	2.75%	2.47%	2.13%	2.11%	2.12%
21-Jul-18	58,667,673.73	10.435466	2.65%	2.43%	2.04%	2.06%	2.10%
20-Jul-18	58,651,202.92	10.432536	2.23%	2.22%	1.96%	2.02%	2.11%
19-Jul-18	56,579,549.78	10.432422	2.48%	2.24%	1.98%	2.02%	2.10%
18-Jul-18	56,658,392.93	10.432111	2.39%	2.25%	1.99%	2.03%	2.11%
17-Jul-18	56,379,113.88	10.430656	2.39%	2.19%	1.94%	1.99%	2.10%
16-Jul-18	56,349,374.45	10.430508	2.44%	2.23%	1.95%	1.99%	2.11%
15-Jul-18	56,138,189.84	10.429895	2.43%	2.22%	1.93%	1.99%	2.11%
14-Jul-18	56,135,157.85	10.429332	2.90%	2.22%	1.93%	2.03%	2.11%
13-Jul-18	56,132,026.05	10.428750	2.65%	2.23%	1.97%	1.97%	2.11%
12-Jul-18	55,842,819.32	10.428345	2.59%	2.24%	1.97%	1.97%	2.11%
11-Jul-18	55,785,478.38	10.428728	2.69%	2.29%	2.01%	1.99%	2.12%
10-Jul-18	55,918,811.66	10.427970	2.62%	2.27%	1.99%	2.00%	2.12%
9-Jul-18	55,905,566.04	10.426270	2.49%	2.22%	1.95%	1.97%	2.11%
8-Jul-18	55,891,135.19	10.426169	2.54%	2.28%	1.99%	1.99%	2.11%
7-Jul-18	55,888,063.02	10.425596	2.37%	2.23%	2.06%	1.96%	2.11%
6-Jul-18	55,884,990.76	10.425022	2.37%	2.28%	2.12%	1.95%	2.11%
5-Jul-18	55,837,378.95	10.424170	2.51%	2.55%	2.10%	1.95%	2.12%
4-Jul-18	55,594,168.70	10.423180	2.49%	2.53%	2.09%	1.93%	2.13%
3-Jul-18	55,620,019.59	10.422394	2.41%	2.51%	2.08%	1.87%	2.12%
2-Jul-18	55,376,083.26	10.421175	2.34%	2.22%	2.06%	1.84%	2.12%
1-Jul-18	55,306,046.26	10.420623	2.34%	2.16%	2.08%	1.86%	2.12%
30-Jun-18	55,302,900.22	10.420030	2.20%	1.97%	2.08%	1.84%	2.11%
29-Jun-18	55,299,842.30	10.419454	2.19%	1.90%	2.07%	1.84%	2.11%
28-Jun-18	54,588,470.49	10.417837	2.21%	1.83%	2.03%	1.82%	2.09%
27-Jun-18	54,458,217.64	10.417857	2.41%	1.87%	2.05%	1.82%	2.12%
26-Jun-18	54,491,089.23	10.417413	2.29%	1.87%	2.05%	1.84%	2.10%
25-Jun-18	54,284,413.65	10.416989	2.30%	1.90%	2.09%	1.85%	2.11%
24-Jun-18	54,229,429.70	10.415705	2.22%	1.85%	2.15%	1.85%	2.10%
23-Jun-18	54,226,330.66	10.415110	2.37%	1.81%	2.17%	1.82%	2.10%
22-Jun-18	54,223,231.53	10.414515	2.19%	1.81%	2.18%	1.81%	2.09%
21-Jun-18	53,828,710.56	10.412450	2.20%	1.74%	2.12%	1.78%	2.08%
20-Jun-18	53,772,967.30	10.413176	2.21%	1.81%	2.16%	1.80%	2.08%

Fecha	Patrimonio neto del Fondo	Valor Cuota	Rentabilidad				
			30 días	60 días	90 días	180 días	365 días
19-Jun-18	53,844,944.93	10.410949	1.99%	1.72%	2.06%	1.79%	2.07%
18-Jun-18	53,981,834.75	10.411398	2.10%	1.76%	2.13%	1.80%	2.09%
17-Jun-18	53,839,524.94	10.409918	1.99%	1.69%	2.10%	1.80%	2.08%
16-Jun-18	53,836,566.02	10.409346	2.02%	1.67%	2.10%	1.73%	2.08%
15-Jun-18	53,833,607.02	10.408774	2.01%	1.67%	2.06%	1.69%	2.07%
14-Jun-18	51,036,191.25	10.404182	1.54%	1.49%	1.90%	1.61%	2.03%
13-Jun-18	50,684,452.52	10.405759	1.80%	1.61%	1.99%	1.65%	2.04%
12-Jun-18	48,697,714.18	10.405911	1.88%	1.65%	1.96%	1.68%	2.06%
11-Jun-18	48,741,439.02	10.405381	1.88%	1.64%	1.88%	1.75%	2.05%
10-Jun-18	48,737,574.54	10.405261	1.93%	1.66%	1.87%	1.80%	2.05%
9-Jun-18	48,734,919.99	10.404694	1.95%	1.71%	1.80%	1.76%	2.05%
8-Jun-18	48,732,265.28	10.404128	2.01%	1.80%	1.78%	1.70%	2.05%
7-Jun-18	48,502,713.13	10.405036	2.09%	1.98%	1.83%	1.72%	2.06%
6-Jun-18	48,718,145.83	10.404448	2.18%	1.97%	1.83%	1.72%	2.11%
5-Jun-18	48,185,159.73	10.402453	2.60%	1.89%	1.71%	1.71%	2.09%
4-Jun-18	48,284,979.54	10.401632	2.56%	1.88%	1.71%	1.76%	2.09%
3-Jun-18	49,326,982.80	10.401465	2.60%	1.91%	1.73%	1.80%	2.09%
2-Jun-18	49,324,327.39	10.400905	2.09%	1.94%	1.74%	1.85%	2.09%
1-Jun-18	49,321,671.90	10.400345	1.97%	1.94%	1.71%	1.88%	2.08%
31-May-18	48,427,457.77	10.400970	1.74%	2.00%	1.76%	1.90%	2.10%
30-May-18	48,425,138.29	10.400472	1.60%	2.00%	1.76%	1.90%	2.11%
29-May-18	48,326,557.90	10.398682	1.46%	1.92%	1.70%	1.87%	2.10%
28-May-18	48,415,879.49	10.396968	1.32%	1.86%	1.72%	1.83%	2.09%
27-May-18	48,423,411.20	10.397552	1.45%	1.97%	1.72%	1.84%	2.10%
26-May-18	48,420,995.59	10.397034	1.48%	2.10%	1.72%	1.76%	2.10%
25-May-18	48,418,546.58	10.396508	1.48%	2.13%	1.65%	1.75%	2.10%
24-May-18	48,174,438.61	10.394602	1.25%	2.07%	1.60%	1.72%	2.09%
23-May-18	48,108,419.03	10.395555	1.43%	2.15%	1.65%	1.74%	2.11%
22-May-18	48,081,154.50	10.393397	1.28%	2.06%	1.61%	1.71%	2.10%
21-May-18	47,825,531.96	10.394075	1.42%	2.08%	1.66%	1.75%	2.09%
20-May-18	47,433,156.08	10.393683	1.44%	2.13%	1.61%	1.79%	2.09%
19-May-18	47,430,841.47	10.393176	1.41%	2.13%	1.61%	1.83%	2.09%
18-May-18	47,428,481.65	10.392659	1.38%	2.14%	1.60%	1.80%	2.10%
17-May-18	47,289,465.63	10.391882	1.32%	2.08%	1.59%	1.79%	2.09%
16-May-18	46,665,059.44	10.391373	1.32%	2.08%	1.59%	1.79%	2.09%
15-May-18	46,964,145.22	10.390831	1.44%	2.08%	1.60%	1.73%	2.09%
14-May-18	47,051,390.78	10.390200	1.43%	1.99%	1.62%	1.74%	2.09%
13-May-18	47,135,144.48	10.389638	1.42%	1.87%	1.69%	1.77%	2.09%
12-May-18	47,132,758.98	10.389112	1.39%	1.83%	1.70%	1.77%	2.09%
11-May-18	47,130,345.63	10.388580	1.40%	1.72%	1.69%	1.92%	2.09%
10-May-18	47,114,668.47	10.387820	1.47%	1.69%	1.68%	1.91%	2.09%
9-May-18	50,023,072.17	10.386727	1.59%	1.65%	1.65%	1.90%	2.08%
8-May-18	49,987,340.24	10.386981	1.86%	1.70%	1.68%	1.92%	2.09%
7-May-18	49,975,300.66	10.385553	1.76%	1.55%	1.67%	1.91%	2.09%
6-May-18	49,629,660.57	10.379973	1.17%	1.27%	1.46%	1.78%	2.04%
5-May-18	49,627,253.32	10.379469	1.20%	1.29%	1.48%	1.78%	2.04%
4-May-18	49,624,846.00	10.378966	1.22%	1.30%	1.49%	1.78%	2.03%
3-May-18	49,402,385.56	10.382790	1.78%	1.52%	1.66%	1.86%	2.08%
2-May-18	48,444,321.89	10.383321	1.91%	1.58%	1.70%	1.87%	2.09%
1-May-18	48,454,653.66	10.385897	2.25%	1.76%	1.81%	1.88%	2.12%
30-Apr-18	48,326,824.10	10.386634	2.39%	1.82%	1.83%	1.92%	2.13%

Fecha	Patrimonio neto del Fondo	Valor Cuota	Rentabilidad				
			30 días	60 días	90 días	180 días	365 días
29-Apr-18	48,324,284.65	10.386088	2.39%	1.91%	1.97%	1.94%	2.13%
28-Apr-18	48,321,745.13	10.385543	2.39%	1.86%	2.16%	2.00%	2.13%
27-Apr-18	48,319,205.55	10.384997	2.48%	1.85%	2.15%	2.03%	2.13%
26-Apr-18	48,405,033.87	10.384192	2.71%	1.73%	2.14%	2.02%	2.13%
25-Apr-18	50,077,386.83	10.383672	2.77%	1.73%	2.13%	2.02%	2.12%
24-Apr-18	50,320,829.46	10.383793	2.88%	1.77%	2.10%	2.03%	2.13%
23-Apr-18	49,699,469.49	10.383145	2.87%	1.79%	2.09%	2.01%	2.14%
22-Apr-18	49,682,503.59	10.382355	2.84%	1.78%	2.08%	1.98%	2.13%
21-Apr-18	49,679,892.63	10.381809	2.73%	1.70%	2.08%	1.98%	2.13%
20-Apr-18	49,677,281.59	10.381264	2.82%	1.69%	2.08%	1.97%	2.13%
19-Apr-18	50,615,711.84	10.380975	2.85%	1.70%	2.08%	1.98%	2.14%
18-Apr-18	50,578,326.41	10.380718	2.90%	1.71%	2.09%	1.98%	2.14%
17-Apr-18	50,659,697.93	10.380455	2.83%	1.72%	2.06%	2.01%	2.13%
16-Apr-18	50,187,258.57	10.379912	2.82%	1.74%	2.04%	2.00%	2.13%
15-Apr-18	50,169,990.87	10.378398	2.71%	1.71%	2.02%	1.99%	2.12%
14-Apr-18	50,167,401.99	10.377862	2.55%	1.82%	2.10%	1.96%	2.12%
13-Apr-18	50,164,775.98	10.377319	2.32%	1.83%	1.98%	2.15%	2.12%
12-Apr-18	49,989,496.78	10.377078	2.27%	1.83%	1.99%	2.15%	2.13%
11-Apr-18	50,481,687.96	10.376487	2.04%	1.83%	1.98%	2.14%	2.13%
10-Apr-18	50,302,372.30	10.375133	1.90%	1.78%	1.98%	2.11%	2.13%
9-Apr-18	50,324,902.44	10.372961	1.71%	1.67%	1.90%	2.08%	2.12%
8-Apr-18	50,410,544.67	10.370868	1.53%	1.62%	1.85%	1.99%	2.10%
7-Apr-18	50,407,995.50	10.370344	1.34%	1.60%	1.80%	1.92%	2.10%
6-Apr-18	50,405,493.33	10.369829	1.37%	1.63%	1.80%	1.93%	2.10%
5-Apr-18	50,403,217.50	10.369086	1.37%	1.64%	1.78%	1.92%	2.10%
4-Apr-18	50,353,555.87	10.368465	1.39%	1.62%	1.77%	1.91%	2.11%
3-Apr-18	49,990,885.03	10.367406	1.26%	1.58%	1.63%	1.91%	2.10%
2-Apr-18	49,913,753.89	10.366805	1.24%	1.56%	1.60%	1.92%	2.08%
1-Apr-18	49,150,364.53	10.366490	1.27%	1.54%	1.65%	1.93%	2.08%
31-Mar-18	49,147,848.40	10.365959	1.24%	1.74%	1.62%	1.97%	2.08%
30-Mar-18	49,145,332.37	10.365429	1.43%	2.03%	1.61%	1.98%	2.10%
29-Mar-18	49,142,816.28	10.364898	1.32%	2.02%	1.60%	1.98%	2.09%
28-Mar-18	49,128,850.61	10.363568	1.22%	1.96%	1.57%	1.96%	2.09%
27-Mar-18	49,152,933.01	10.360776	0.75%	1.82%	1.51%	1.95%	2.06%
26-Mar-18	49,158,181.18	10.359752	0.69%	1.70%	1.51%	2.00%	2.05%
25-Mar-18	48,902,622.11	10.358929	0.65%	1.69%	1.51%	1.87%	2.05%
24-Mar-18	48,900,164.93	10.358408	0.72%	1.68%	1.46%	1.98%	2.05%
23-Mar-18	48,897,688.25	10.357884	0.72%	1.68%	1.45%	1.96%	2.06%
22-Mar-18	48,569,028.31	10.358237	0.67%	1.74%	1.48%	1.97%	2.07%
21-Mar-18	48,602,390.67	10.356965	0.57%	1.69%	1.44%	1.95%	2.06%
20-Mar-18	47,376,400.07	10.356345	0.54%	1.67%	1.49%	1.92%	2.07%
19-Mar-18	47,367,281.96	10.355674	0.52%	1.61%	1.45%	1.91%	2.07%
18-Mar-18	46,926,514.66	10.356064	0.62%	1.63%	1.54%	1.90%	2.07%
17-Mar-18	46,924,147.13	10.355541	0.65%	1.66%	1.39%	1.91%	2.07%
16-Mar-18	46,921,779.54	10.355019	0.72%	1.78%	1.32%	1.87%	2.08%
15-Mar-18	47,308,211.72	10.355895	1.09%	1.69%	1.37%	1.89%	2.09%
14-Mar-18	46,559,538.75	10.357308	1.33%	1.79%	1.44%	1.93%	2.11%
13-Mar-18	46,761,948.19	10.357467	1.39%	1.82%	1.50%	1.93%	2.12%
12-Mar-18	46,530,674.50	10.358837	1.61%	1.98%	1.72%	1.94%	2.13%
11-Mar-18	46,401,455.04	10.358693	1.64%	1.98%	1.82%	1.94%	2.13%
10-Mar-18	46,399,190.24	10.358187	1.63%	2.01%	1.74%	2.03%	2.13%

Fecha	Patrimonio neto del Fondo	Valor Cuota	Rentabilidad				
			30 días	60 días	90 días	180 días	365 días
9-Mar-18	46,396,909.82	10.357678	1.71%	1.92%	1.62%	1.98%	2.14%
8-Mar-18	46,172,949.53	10.358763	1.86%	2.01%	1.67%	2.01%	2.17%
7-Mar-18	46,172,847.98	10.357993	1.88%	1.99%	1.66%	2.00%	2.16%
6-Mar-18	45,443,670.43	10.357271	1.90%	1.97%	1.70%	2.01%	2.17%
5-Mar-18	45,411,838.53	10.356452	1.85%	1.78%	1.80%	2.00%	2.15%
4-Mar-18	45,499,983.68	10.356567	1.91%	1.77%	1.88%	2.00%	2.16%
3-Mar-18	45,497,760.39	10.356061	1.88%	1.83%	1.99%	1.99%	2.16%
2-Mar-18	45,495,537.04	10.355555	1.81%	1.79%	2.05%	1.99%	2.16%
1-Mar-18	45,402,808.80	10.355268	2.25%	1.79%	2.05%	1.99%	2.19%
28-Feb-18	45,377,884.64	10.353092	2.62%	1.69%	1.98%	1.96%	2.14%
27-Feb-18	45,377,452.36	10.353517	2.71%	1.74%	2.01%	2.01%	2.16%
26-Feb-18	45,375,208.51	10.353005	2.70%	1.78%	1.97%	2.02%	2.16%
25-Feb-18	45,706,753.63	10.354343	2.89%	1.91%	2.03%	2.03%	2.17%
24-Feb-18	45,704,510.08	10.353835	2.72%	1.94%	1.87%	2.11%	2.17%
23-Feb-18	45,702,239.38	10.353320	2.73%	1.86%	1.86%	2.11%	2.18%
22-Feb-18	44,708,091.55	10.352212	2.65%	1.82%	1.82%	2.09%	2.17%
21-Feb-18	46,726,686.47	10.351632	2.64%	1.80%	1.80%	2.09%	2.17%
20-Feb-18	46,690,429.17	10.352499	2.81%	1.88%	1.85%	2.19%	2.18%
19-Feb-18	46,859,138.98	10.352052	2.80%	1.96%	1.90%	2.20%	2.19%
18-Feb-18	46,911,034.56	10.351702	2.81%	1.91%	1.99%	2.33%	2.19%
17-Feb-18	46,908,867.20	10.351224	2.69%	2.00%	2.07%	2.38%	2.18%
16-Feb-18	46,906,699.78	10.350745	2.64%	1.78%	1.99%	2.30%	2.19%
15-Feb-18	46,538,301.71	10.349976	2.67%	1.66%	1.97%	2.29%	2.19%
14-Feb-18	46,259,872.55	10.348819	2.84%	1.61%	1.94%	2.28%	2.18%
13-Feb-18	46,200,474.29	10.346497	2.29%	1.50%	1.76%	2.24%	2.16%
12-Feb-18	46,183,140.26	10.345813	2.25%	1.54%	1.78%	2.26%	2.17%
11-Feb-18	45,892,597.63	10.345470	2.26%	1.77%	1.85%	2.26%	2.17%
10-Feb-18	45,890,494.62	10.344996	2.35%	1.89%	1.84%	2.30%	2.17%
9-Feb-18	45,888,391.56	10.344522	2.32%	1.79%	2.16%	2.26%	2.17%
8-Feb-18	45,848,237.09	10.344110	2.38%	1.60%	2.16%	2.26%	2.17%
7-Feb-18	45,471,274.89	10.342964	2.14%	1.56%	2.13%	2.24%	2.19%
6-Feb-18	45,318,322.95	10.342700	2.16%	1.56%	2.15%	2.25%	2.18%
5-Feb-18	44,955,927.39	10.341778	2.10%	1.61%	2.15%	2.22%	2.18%
4-Feb-18	44,437,053.89	10.340888	2.04%	1.76%	2.07%	2.20%	2.17%
3-Feb-18	44,435,352.04	10.340492	1.70%	1.85%	2.07%	2.21%	2.17%
2-Feb-18	44,433,650.14	10.340096	1.62%	2.02%	2.07%	2.22%	2.17%
1-Feb-18	44,096,253.17	10.339875	1.78%	2.12%	2.07%	2.22%	2.17%
31-Jan-18	47,505,645.96	10.339938	1.76%	2.15%	2.09%	2.23%	2.17%
30-Jan-18	47,346,484.33	10.335930	1.34%	1.93%	1.84%	2.15%	2.15%
29-Jan-18	47,287,525.48	10.330517	0.75%	1.63%	1.68%	2.06%	2.10%
28-Jan-18	47,285,887.30	10.330159	0.75%	1.59%	1.74%	2.06%	2.10%
27-Jan-18	47,284,249.07	10.329801	0.87%	1.57%	1.85%	2.08%	2.10%
26-Jan-18	47,282,610.79	10.329443	0.93%	1.34%	1.93%	2.08%	2.10%
25-Jan-18	45,868,851.43	10.330401	1.16%	1.42%	1.98%	2.11%	2.12%
24-Jan-18	45,853,101.61	10.329820	0.98%	1.39%	1.97%	2.10%	2.12%
23-Jan-18	45,827,711.51	10.329414	0.98%	1.38%	1.98%	2.11%	2.14%
22-Jan-18	46,034,944.83	10.328924	0.97%	1.37%	1.93%	2.10%	2.13%
21-Jan-18	45,997,061.83	10.328294	0.94%	1.43%	1.87%	2.10%	2.13%
20-Jan-18	45,995,379.73	10.327916	1.11%	1.55%	1.88%	2.11%	2.12%
19-Jan-18	45,993,697.58	10.327538	1.02%	1.68%	1.88%	2.07%	2.13%
18-Jan-18	46,200,504.54	10.328033	1.30%	1.62%	1.92%	2.09%	2.14%

Fecha	Patrimonio neto del Fondo	Valor Cuota	Rentabilidad				
			30 días	60 días	90 días	180 días	365 días
17-Jan-18	45,329,461.51	10.327982	0.91%	1.64%	1.93%	2.09%	2.13%
16-Jan-18	45,186,649.43	10.326986	0.65%	1.60%	1.97%	2.15%	2.13%
15-Jan-18	45,633,043.17	10.324350	0.38%	1.32%	1.86%	2.09%	2.11%
14-Jan-18	45,599,726.30	10.326813	0.71%	1.53%	2.00%	2.16%	2.13%
13-Jan-18	45,598,074.15	10.326439	0.83%	1.63%	1.95%	2.17%	2.13%
12-Jan-18	45,596,413.96	10.326063	1.28%	1.63%	2.34%	2.18%	2.13%
11-Jan-18	44,447,597.59	10.324748	1.43%	2.04%	2.29%	2.16%	2.11%
10-Jan-18	43,608,095.35	10.324592	1.25%	2.05%	2.30%	2.16%	2.11%
9-Jan-18	43,136,812.49	10.323654	0.82%	2.02%	2.25%	2.16%	2.11%
8-Jan-18	43,200,204.88	10.324557	0.97%	2.13%	2.31%	2.19%	2.13%
7-Jan-18	43,261,587.36	10.324117	0.96%	2.15%	2.18%	2.20%	2.13%
6-Jan-18	43,259,984.87	10.323735	1.12%	2.07%	2.06%	2.20%	2.12%
5-Jan-18	43,258,382.69	10.323353	1.47%	2.07%	2.07%	2.20%	2.12%
4-Jan-18	43,187,026.86	10.325845	2.00%	2.23%	2.18%	2.26%	2.15%
3-Jan-18	43,460,158.57	10.326125	2.41%	2.27%	2.21%	2.27%	2.16%
2-Jan-18	43,431,018.45	10.324542	2.46%	2.19%	2.18%	2.24%	2.16%
1-Jan-18	43,886,025.11	10.324836	2.53%	2.07%	2.23%	2.30%	2.17%
31-Dec-17	43,884,327.11	10.324436	2.52%	2.13%	2.26%	2.32%	2.17%
30-Dec-17	43,882,686.19	10.324050	2.51%	2.21%	2.33%	2.31%	2.17%
29-Dec-17	43,881,045.19	10.323664	2.43%	2.38%	2.37%	2.32%	2.17%
28-Dec-17	43,185,259.61	10.322328	2.27%	2.44%	2.33%	2.30%	2.16%
27-Dec-17	43,207,009.91	10.321442	1.76%	2.41%	2.30%	2.30%	2.16%
26-Dec-17	42,092,431.40	10.320444	1.67%	2.37%	2.37%	2.27%	2.16%
25-Dec-17	41,830,241.88	10.321359	1.79%	2.45%	2.53%	2.29%	2.18%
24-Dec-17	41,828,728.14	10.320985	1.77%	2.39%	2.29%	2.34%	2.18%
23-Dec-17	41,827,201.85	10.320608	1.76%	2.32%	2.51%	2.29%	2.17%
22-Dec-17	41,825,675.53	10.320232	1.92%	2.34%	2.49%	2.32%	2.18%
21-Dec-17	41,780,638.68	10.318383	1.99%	2.25%	2.43%	2.30%	2.16%
20-Dec-17	41,878,932.18	10.318777	2.33%	2.30%	2.45%	2.31%	2.17%
19-Dec-17	41,810,866.09	10.316821	1.94%	2.20%	2.33%	2.27%	2.16%
18-Dec-17	41,534,260.75	10.320140	2.37%	2.51%	2.47%	2.34%	2.20%
17-Dec-17	41,422,477.64	10.321407	2.56%	2.58%	2.47%	2.36%	2.22%
16-Dec-17	41,421,069.76	10.321056	2.25%	2.62%	2.51%	2.39%	2.21%
15-Dec-17	41,419,644.13	10.320701	2.35%	2.56%	2.44%	2.41%	2.25%
14-Dec-17	41,375,402.48	10.319283	2.43%	3.07%	2.39%	2.39%	2.20%
13-Dec-17	41,465,610.16	10.315062	1.97%	2.82%	2.23%	2.31%	2.16%
12-Dec-17	41,448,220.92	10.312464	2.65%	2.69%	2.14%	2.25%	2.14%
11-Dec-17	42,258,665.37	10.313812	2.85%	2.75%	2.15%	2.29%	2.17%
10-Dec-17	42,292,644.83	10.316589	3.21%	2.95%	2.26%	2.34%	2.20%
9-Dec-17	42,291,118.05	10.316217	3.28%	2.77%	2.45%	2.36%	2.20%
8-Dec-17	42,289,591.22	10.315845	3.33%	2.58%	2.37%	2.35%	2.20%
7-Dec-17	42,255,772.85	10.314151	3.01%	2.52%	2.31%	2.32%	2.19%
6-Dec-17	42,030,585.51	10.310687	2.65%	2.34%	2.19%	2.26%	2.16%
5-Dec-17	41,880,542.75	10.308677	2.46%	2.25%	2.15%	2.23%	2.14%
4-Dec-17	42,371,096.49	10.305399	2.11%	2.10%	2.03%	2.17%	2.12%
3-Dec-17	42,589,443.98	10.303415	1.92%	2.04%	1.95%	2.24%	2.11%
2-Dec-17	42,588,106.79	10.303091	1.60%	2.10%	1.93%	2.23%	2.10%
1-Dec-17	42,586,769.56	10.302768	1.73%	2.21%	1.96%	2.24%	2.11%
30-Nov-17	42,990,529.73	10.302520	1.91%	2.27%	1.96%	2.24%	2.11%
29-Nov-17	43,254,530.79	10.302832	2.33%	2.30%	1.98%	2.25%	2.12%
28-Nov-17	43,290,127.76	10.302829	2.60%	2.32%	2.08%	2.25%	2.12%

Fecha	Patrimonio neto del Fondo	Valor Cuota	Rentabilidad				
			30 días	60 días	90 días	180 días	365 días
27-Nov-17	41,628,342.13	10.306351	3.06%	2.68%	2.25%	2.35%	2.17%
26-Nov-17	42,089,252.67	10.306079	3.06%	2.85%	2.22%	2.37%	2.16%
25-Nov-17	42,088,753.19	10.305956	3.11%	2.52%	2.38%	2.38%	2.16%
24-Nov-17	42,088,030.95	10.305780	3.01%	2.85%	2.40%	2.38%	2.16%
23-Nov-17	41,717,184.27	10.305465	2.88%	2.82%	2.40%	2.38%	2.17%
22-Nov-17	41,587,596.27	10.303721	2.75%	2.73%	2.34%	2.36%	2.15%
21-Nov-17	41,530,808.84	10.301271	2.51%	2.61%	2.42%	2.33%	2.14%
20-Nov-17	41,552,839.50	10.298750	2.26%	2.38%	2.34%	2.29%	2.13%
19-Nov-17	41,500,556.45	10.300209	2.47%	2.49%	2.68%	2.34%	2.14%
18-Nov-17	41,499,011.27	10.299825	2.65%	2.40%	2.78%	2.35%	2.14%
17-Nov-17	41,497,450.49	10.299438	2.60%	2.45%	2.63%	2.32%	2.14%
16-Nov-17	41,643,969.50	10.301731	2.99%	2.49%	2.74%	2.38%	2.17%
15-Nov-17	42,343,352.97	10.300497	2.75%	2.44%	2.70%	2.36%	2.16%
14-Nov-17	41,930,430.28	10.298431	3.70%	2.33%	2.64%	2.34%	2.14%
13-Nov-17	41,867,840.11	10.298171	3.67%	2.32%	2.70%	2.35%	2.16%
12-Nov-17	41,708,126.38	10.289706	2.73%	1.77%	2.37%	2.19%	2.08%
11-Nov-17	41,706,873.57	10.289397	2.64%	1.76%	2.45%	2.19%	2.08%
10-Nov-17	41,705,400.63	10.289034	2.68%	2.04%	2.38%	2.20%	2.08%
9-Nov-17	41,123,579.45	10.288078	2.25%	1.88%	2.36%	2.19%	2.07%
8-Nov-17	43,817,710.05	10.287329	1.83%	1.85%	2.34%	2.18%	2.05%
7-Nov-17	43,695,521.15	10.288309	2.03%	1.92%	2.41%	2.21%	2.06%
6-Nov-17	43,667,327.36	10.287936	2.03%	1.96%	2.36%	2.22%	2.09%
5-Nov-17	43,665,941.35	10.287609	2.03%	1.96%	2.35%	2.22%	2.08%
4-Nov-17	43,664,544.19	10.287280	2.09%	1.93%	2.36%	2.23%	2.08%
3-Nov-17	43,663,147.00	10.286951	2.16%	1.92%	2.38%	2.24%	2.09%
2-Nov-17	43,684,438.80	10.289364	2.59%	2.11%	2.49%	2.30%	2.12%
1-Nov-17	43,612,138.21	10.287909	2.68%	2.04%	2.45%	2.28%	2.14%
31-Oct-17	43,023,496.13	10.286128	2.62%	1.95%	2.39%	2.24%	2.12%
30-Oct-17	42,853,071.93	10.282896	2.27%	1.90%	2.29%	2.19%	2.07%
29-Oct-17	42,390,324.09	10.280523	2.02%	1.81%	2.21%	2.15%	2.05%
28-Oct-17	42,388,894.82	10.280176	2.29%	1.76%	2.25%	2.16%	2.05%
27-Oct-17	42,387,459.95	10.279828	2.62%	1.99%	2.25%	2.16%	2.06%
26-Oct-17	42,358,444.52	10.279352	1.92%	2.00%	2.25%	2.16%	2.06%
25-Oct-17	42,549,438.78	10.280022	2.69%	2.06%	2.29%	2.18%	2.13%
24-Oct-17	42,691,677.33	10.280779	2.76%	2.12%	2.35%	2.21%	2.15%
23-Oct-17	43,276,099.51	10.280159	2.71%	2.34%	2.33%	2.22%	2.14%
22-Oct-17	43,291,965.69	10.279780	2.70%	2.35%	2.34%	2.20%	2.14%
21-Oct-17	43,290,480.28	10.279427	2.51%	2.75%	2.35%	2.21%	2.14%
20-Oct-17	43,288,981.91	10.279072	2.50%	2.89%	2.27%	2.22%	2.14%
19-Oct-17	43,255,649.44	10.277109	2.14%	2.58%	2.21%	2.19%	2.13%
18-Oct-17	43,105,670.65	10.277151	2.28%	2.61%	2.22%	2.20%	2.13%
17-Oct-17	43,164,722.37	10.276163	2.00%	2.57%	2.34%	2.18%	2.06%
16-Oct-17	40,139,207.22	10.276932	2.12%	2.65%	2.35%	2.24%	2.02%
15-Oct-17	39,843,615.26	10.266802	0.96%	2.15%	2.00%	2.05%	1.92%
14-Oct-17	39,843,615.26	10.266802	0.98%	2.17%	2.02%	2.02%	1.92%
13-Oct-17	39,842,023.93	10.266392	0.81%	2.28%	2.04%	2.03%	1.91%
12-Oct-17	42,783,733.05	10.266819	0.87%	2.22%	2.08%	2.05%	1.94%
11-Oct-17	42,368,480.65	10.266109	1.40%	2.20%	2.06%	2.04%	1.93%
10-Oct-17	42,794,688.43	10.268844	1.51%	2.38%	2.21%	2.11%	1.92%
9-Oct-17	42,056,954.64	10.271640	1.87%	2.58%	2.34%	2.18%	1.95%
8-Oct-17	41,967,504.34	10.270934	1.82%	2.49%	2.35%	2.18%	1.95%

Fecha	Patrimonio neto del Fondo	Valor Cuota	Rentabilidad				
			30 días	60 días	90 días	180 días	365 días
7-Oct-17	41,966,021.94	10.270572	1.90%	2.48%	2.35%	2.20%	1.95%
6-Oct-17	41,964,539.50	10.270209	1.88%	2.50%	2.35%	2.21%	1.96%
5-Oct-17	41,837,179.14	10.269402	1.78%	2.50%	2.34%	2.21%	2.08%
4-Oct-17	42,000,673.20	10.268438	1.67%	2.46%	2.32%	2.20%	2.06%
3-Oct-17	42,022,485.61	10.267187	1.62%	2.41%	2.27%	2.18%	2.08%
2-Oct-17	42,189,757.28	10.264974	1.40%	2.29%	2.28%	2.15%	2.04%
1-Oct-17	44,338,888.83	10.263741	1.29%	2.26%	2.29%	2.15%	2.03%
30-Sep-17	44,337,769.55	10.263482	1.54%	2.26%	2.28%	2.15%	2.03%
29-Sep-17	44,336,650.23	10.263223	1.60%	2.33%	2.31%	2.12%	2.08%
28-Sep-17	44,311,043.83	10.260566	1.23%	2.20%	2.22%	2.08%	2.02%
27-Sep-17	44,545,412.39	10.257407	1.36%	2.04%	2.11%	2.02%	2.00%
26-Sep-17	44,322,576.28	10.262932	2.07%	2.39%	2.32%	2.17%	2.06%
25-Sep-17	44,075,910.33	10.257001	1.42%	2.08%	2.08%	2.06%	2.03%
24-Sep-17	44,054,250.77	10.257229	1.48%	2.10%	2.21%	2.09%	2.03%
23-Sep-17	44,053,196.95	10.256983	1.97%	2.13%	2.12%	2.07%	2.03%
22-Sep-17	44,052,143.11	10.256738	2.01%	2.14%	2.19%	2.08%	2.02%
21-Sep-17	42,533,995.08	10.257978	2.98%	2.12%	2.26%	2.11%	2.04%
20-Sep-17	42,532,929.09	10.257721	3.28%	2.13%	2.26%	2.12%	1.99%
19-Sep-17	41,468,945.24	10.258832	3.02%	2.22%	2.31%	2.16%	2.02%
18-Sep-17	40,897,099.00	10.257624	2.92%	2.38%	2.27%	2.15%	2.05%
17-Sep-17	40,641,372.42	10.259085	3.14%	2.43%	2.30%	2.19%	2.07%
16-Sep-17	40,640,320.87	10.258819	3.17%	2.50%	2.36%	2.22%	2.07%
15-Sep-17	40,639,269.29	10.258554	3.33%	2.51%	2.41%	2.22%	2.10%
14-Sep-17	39,371,780.82	10.258446	3.36%	2.55%	2.42%	2.23%	2.11%
13-Sep-17	39,358,101.10	10.259454	3.75%	2.64%	2.48%	2.25%	2.14%
12-Sep-17	38,906,215.26	10.259379	3.57%	2.66%	2.46%	2.27%	2.12%
11-Sep-17	39,447,035.33	10.254146	2.99%	2.41%	2.27%	2.17%	2.09%
10-Sep-17	38,945,790.38	10.255953	3.24%	2.54%	2.33%	2.22%	2.11%
9-Sep-17	38,944,774.68	10.255685	3.29%	2.58%	2.38%	2.24%	2.11%
8-Sep-17	38,943,746.17	10.255415	3.16%	2.58%	2.35%	2.22%	2.11%
7-Sep-17	38,830,106.73	10.254372	3.06%	2.55%	2.33%	2.21%	2.06%
6-Sep-17	38,829,113.46	10.254109	3.10%	2.56%	2.34%	2.21%	2.06%
5-Sep-17	38,477,740.82	10.254217	3.21%	2.60%	2.36%	2.24%	2.09%
4-Sep-17	38,483,015.91	10.254185	3.25%	2.59%	2.36%	2.28%	2.08%
3-Sep-17	38,357,934.29	10.253314	3.19%	2.69%	2.54%	2.26%	2.07%
2-Sep-17	38,356,907.41	10.253040	3.19%	2.76%	2.54%	2.27%	2.08%
1-Sep-17	38,355,854.14	10.252758	3.23%	2.74%	2.54%	2.26%	2.07%
31-Aug-17	37,769,112.02	10.250352	2.99%	2.65%	2.46%	2.22%	2.06%
30-Aug-17	38,189,775.89	10.249576	3.05%	2.64%	2.45%	2.22%	2.13%
29-Aug-17	38,182,014.90	10.250069	3.17%	2.69%	2.47%	2.24%	2.13%
28-Aug-17	37,923,224.76	10.245827	2.72%	2.43%	2.36%	2.22%	2.03%
27-Aug-17	37,461,635.88	10.245233	2.70%	2.39%	2.38%	2.14%	2.03%
26-Aug-17	37,460,454.29	10.244910	2.74%	2.55%	2.39%	2.17%	2.03%
25-Aug-17	37,459,272.66	10.244587	2.72%	2.41%	2.39%	2.17%	2.10%
24-Aug-17	37,316,975.66	10.240201	2.28%	2.26%	2.24%	2.09%	2.03%
23-Aug-17	37,299,097.67	10.239615	2.28%	2.26%	2.23%	2.08%	1.99%
22-Aug-17	34,277,635.36	10.232529	1.26%	1.87%	1.98%	1.97%	1.93%
21-Aug-17	34,329,018.50	10.229743	0.97%	1.70%	1.90%	1.93%	1.92%
20-Aug-17	34,313,129.56	10.233048	1.40%	1.91%	2.07%	2.01%	1.95%
19-Aug-17	34,311,946.35	10.232695	1.83%	1.86%	2.10%	1.99%	1.96%
18-Aug-17	34,310,742.68	10.232336	1.73%	1.94%	2.04%	2.02%	1.99%

Fecha	Patrimonio neto del Fondo	Valor Cuota	Rentabilidad				
			30 días	60 días	90 días	180 días	365 días
17-Aug-17	34,273,779.70	10.231765	1.82%	1.98%	2.03%	2.01%	1.99%
16-Aug-17	34,162,918.84	10.230162	1.68%	1.91%	1.99%	1.98%	1.98%
15-Aug-17	34,161,779.43	10.229820	1.75%	1.92%	2.01%	1.99%	1.98%
14-Aug-17	34,845,147.60	10.227534	1.53%	1.77%	1.94%	1.95%	1.96%
13-Aug-17	34,762,039.98	10.228979	1.75%	1.88%	2.02%	1.99%	1.98%
12-Aug-17	34,760,893.29	10.228641	1.82%	1.84%	2.03%	1.99%	1.98%
11-Aug-17	34,759,746.57	10.228304	1.83%	1.92%	2.04%	2.03%	1.96%
10-Aug-17	34,380,432.10	10.227638	1.87%	1.85%	2.03%	2.01%	1.94%
9-Aug-17	33,310,427.79	10.228477	2.00%	1.92%	2.08%	2.03%	1.97%
8-Aug-17	32,481,879.59	10.228250	2.03%	1.94%	2.09%	2.04%	1.99%
7-Aug-17	32,538,908.95	10.227652	2.01%	1.93%	2.11%	2.05%	1.93%
6-Aug-17	32,482,480.36	10.226824	1.97%	1.89%	2.07%	2.08%	1.92%
5-Aug-17	32,481,343.93	10.226466	1.93%	2.18%	2.09%	2.07%	1.92%
4-Aug-17	32,480,193.58	10.226104	2.18%	2.17%	2.12%	2.07%	1.92%
3-Aug-17	32,127,787.45	10.225872	2.32%	2.18%	2.12%	2.07%	1.92%
2-Aug-17	32,555,702.72	10.225245	2.24%	2.17%	2.12%	2.06%	1.92%
1-Aug-17	32,376,528.16	10.224912	2.32%	2.17%	2.11%	2.06%	1.92%
31-Jul-17	32,346,592.69	10.223549	2.21%	2.09%	2.08%	2.05%	1.91%
30-Jul-17	32,279,682.17	10.223079	2.21%	2.15%	2.07%	2.04%	1.92%
29-Jul-17	32,278,380.59	10.222667	2.14%	2.19%	2.08%	2.07%	1.92%
28-Jul-17	32,277,078.98	10.222255	2.08%	2.20%	2.08%	2.06%	1.92%
27-Jul-17	32,170,139.81	10.221549	2.35%	2.18%	2.07%	2.05%	1.92%
26-Jul-17	32,249,879.61	10.221405	2.10%	2.20%	2.08%	2.05%	1.93%
25-Jul-17	32,081,807.09	10.220755	2.24%	2.19%	2.09%	2.05%	1.93%
24-Jul-17	31,907,635.06	10.220208	2.23%	2.20%	2.10%	2.07%	1.93%
23-Jul-17	31,980,925.12	10.221783	2.47%	2.34%	2.15%	2.10%	1.95%
22-Jul-17	31,979,860.62	10.221443	2.43%	2.38%	2.17%	2.14%	1.96%
21-Jul-17	31,978,783.31	10.221098	2.41%	2.42%	2.20%	2.13%	1.96%
20-Jul-17	29,542,815.08	10.217123	1.88%	2.12%	2.06%	2.05%	1.93%
19-Jul-17	29,014,206.89	10.217634	2.15%	2.18%	2.09%	2.06%	1.94%
18-Jul-17	28,939,650.81	10.216311	2.15%	2.13%	2.04%	2.06%	1.94%
17-Jul-17	28,535,366.99	10.215818	2.14%	2.15%	2.09%	2.06%	1.94%
16-Jul-17	28,727,906.22	10.214955	2.09%	2.14%	2.08%	2.03%	1.94%
15-Jul-17	28,726,744.95	10.214542	2.01%	2.14%	2.02%	2.04%	1.94%
14-Jul-17	28,725,569.20	10.214124	2.01%	2.14%	2.03%	2.04%	1.94%
13-Jul-17	28,707,037.22	10.213189	1.86%	2.13%	2.01%	2.02%	1.94%
12-Jul-17	28,584,669.63	10.212741	2.00%	2.13%	2.01%	2.01%	1.94%
11-Jul-17	28,401,001.63	10.211767	1.83%	2.10%	1.99%	1.99%	1.94%
10-Jul-17	28,514,856.44	10.211450	1.84%	2.09%	2.02%	1.98%	1.95%
9-Jul-17	28,404,439.97	10.210977	1.84%	2.13%	2.02%	1.98%	1.95%
8-Jul-17	28,403,163.22	10.210518	1.85%	2.10%	2.07%	1.99%	1.95%
7-Jul-17	28,401,855.18	10.210047	1.80%	2.13%	2.08%	2.00%	1.96%
6-Jul-17	28,377,404.22	10.210059	2.42%	2.18%	2.10%	2.00%	0.00%
5-Jul-17	28,366,459.72	10.207528	2.15%	2.06%	2.02%	1.95%	0.00%
4-Jul-17	29,056,425.78	10.206149	2.03%	2.01%	1.99%	1.93%	0.00%
3-Jul-17	29,042,468.72	10.206172	2.09%	2.01%	2.01%	1.94%	0.00%
2-Jul-17	31,484,040.70	10.205207	2.03%	1.99%	2.03%	1.93%	0.00%
1-Jul-17	31,482,653.91	10.204758	1.96%	1.98%	2.02%	1.94%	0.00%
30-Jun-17	31,481,247.86	10.204302	2.09%	1.99%	1.94%	1.96%	0.00%
29-Jun-17	31,708,202.88	10.204478	2.23%	2.03%	1.97%	1.96%	0.00%
28-Jun-17	33,533,800.24	10.204556	2.31%	2.06%	1.99%	1.97%	0.00%

Fecha	Patrimonio neto del Fondo	Valor Cuota	Rentabilidad				
			30 días	60 días	90 días	180 días	365 días
27-Jun-17	33,569,562.49	10.201539	2.00%	1.91%	1.95%	1.92%	0.00%
26-Jun-17	33,102,360.41	10.203554	2.30%	2.08%	2.04%	1.98%	0.00%
25-Jun-17	33,208,908.04	10.201695	2.14%	2.02%	2.01%	1.95%	0.00%
24-Jun-17	33,207,445.63	10.201246	2.17%	1.97%	1.98%	1.95%	0.00%
23-Jun-17	33,205,974.99	10.200794	2.21%	1.99%	1.98%	1.98%	0.00%
22-Jun-17	33,127,941.77	10.200823	2.33%	2.05%	2.00%	1.98%	0.00%
21-Jun-17	32,897,150.69	10.200635	2.43%	2.07%	2.01%	1.97%	0.00%
20-Jun-17	32,732,465.19	10.201112	2.35%	2.12%	2.07%	1.99%	0.00%
19-Jun-17	29,503,410.63	10.199371	2.20%	2.02%	2.03%	1.97%	36300.00%
18-Jun-17	29,091,061.85	10.198068	2.10%	2.05%	2.01%	1.95%	36200.00%
17-Jun-17	29,089,817.66	10.197632	2.16%	2.05%	2.06%	1.95%	36100.00%
16-Jun-17	29,088,566.21	10.197193	2.18%	1.96%	2.04%	1.97%	36000.00%
15-Jun-17	29,054,526.16	10.197500	2.26%	2.02%	2.08%	1.98%	35900.00%
14-Jun-17	29,053,276.03	10.197061	2.27%	2.03%	2.08%	1.97%	35800.00%
13-Jun-17	28,267,740.11	10.197367	2.39%	2.07%	2.12%	2.05%	35700.00%
12-Jun-17	28,664,200.89	10.195752	2.25%	2.00%	2.07%	1.95%	35600.00%
11-Jun-17	28,631,153.53	10.196223	2.36%	2.09%	2.12%	1.97%	35500.00%
10-Jun-17	28,629,950.97	10.195795	2.34%	2.10%	2.14%	1.97%	35400.00%
9-Jun-17	28,628,748.38	10.195367	2.42%	2.17%	2.10%	2.00%	35300.00%
8-Jun-17	28,532,707.16	10.194833	2.36%	2.18%	2.10%	1.99%	35200.00%
7-Jun-17	28,728,676.65	10.194755	2.45%	2.21%	2.11%	1.99%	35100.00%
6-Jun-17	27,824,760.18	10.189498	1.94%	1.92%	1.95%	1.89%	35000.00%
5-Jun-17	27,864,359.73	10.189309	1.97%	1.95%	2.03%	1.90%	34900.00%
4-Jun-17	27,098,518.51	10.188873	1.97%	1.95%	2.00%	1.90%	34800.00%
3-Jun-17	27,097,368.49	10.188441	1.93%	2.01%	2.03%	1.91%	34700.00%
2-Jun-17	27,096,197.47	10.188000	1.95%	2.00%	1.99%	1.92%	34600.00%
1-Jun-17	23,727,538.98	10.188126	2.00%	1.92%	2.02%	1.93%	34500.00%
31-May-17	23,723,531.80	10.186558	1.89%	1.85%	1.98%	1.90%	34400.00%
30-May-17	23,564,351.89	10.185569	1.83%	1.82%	1.96%	1.89%	34300.00%
29-May-17	23,379,951.94	10.184919	1.80%	1.91%	2.07%	1.89%	34200.00%
28-May-17	24,086,381.06	10.184548	1.81%	1.90%	1.92%	1.89%	34100.00%
27-May-17	24,085,235.37	10.184064	1.87%	1.94%	1.97%	1.90%	34000.00%
26-May-17	24,084,072.98	10.183572	1.89%	1.88%	1.96%	1.90%	33900.00%
25-May-17	24,214,192.04	10.182838	1.77%	1.87%	1.94%	1.88%	33800.00%
24-May-17	24,244,443.03	10.182069	1.77%	1.85%	1.91%	1.87%	33700.00%
23-May-17	24,232,620.95	10.181024	1.77%	1.82%	1.94%	1.86%	33600.00%
22-May-17	23,947,192.12	10.179983	1.70%	1.81%	1.92%	1.85%	33500.00%
21-May-17	23,928,430.79	10.181171	1.89%	1.92%	2.00%	1.88%	33400.00%
20-May-17	23,927,322.56	10.180700	1.84%	1.95%	1.96%	1.88%	33300.00%
19-May-17	23,926,203.88	10.180224	1.99%	2.01%	2.02%	1.90%	33200.00%
18-May-17	23,938,988.83	10.179309	1.94%	1.97%	1.98%	1.88%	33100.00%
17-May-17	24,767,194.44	10.178728	1.74%	1.96%	1.95%	1.87%	33000.00%
16-May-17	24,819,944.08	10.178290	1.78%	1.96%	1.97%	1.87%	32900.00%
15-May-17	24,678,864.53	10.177789	1.77%	1.97%	1.97%	1.87%	32800.00%
14-May-17	24,557,691.57	10.177104	1.75%	1.96%	1.96%	1.87%	32700.00%
13-May-17	24,556,630.67	10.176664	1.75%	1.97%	1.96%	1.87%	32600.00%
12-May-17	24,555,569.74	10.176224	1.82%	2.00%	2.02%	1.91%	32500.00%
11-May-17	24,095,901.96	10.175932	1.85%	1.96%	2.01%	1.91%	32400.00%
10-May-17	23,374,191.66	10.174814	1.91%	1.92%	1.97%	1.88%	32300.00%
9-May-17	23,295,367.38	10.174850	2.00%	1.95%	2.00%	1.90%	32200.00%
8-May-17	23,262,496.21	10.173966	1.96%	1.97%	2.00%	1.87%	32100.00%

Fecha	Patrimonio neto del Fondo	Valor Cuota	Rentabilidad				
			30 días	60 días	90 días	180 días	365 días
7-May-17	23,205,803.05	10.173039	1.90%	2.04%	2.06%	1.84%	32000.00%
6-May-17	23,204,791.67	10.172596	1.92%	1.99%	2.04%	1.83%	31900.00%
5-May-17	23,203,776.92	10.172151	1.93%	2.03%	2.04%	1.87%	31800.00%
4-May-17	23,269,859.39	10.172050	2.09%	2.01%	2.04%	1.88%	31700.00%
3-May-17	24,707,878.28	10.171479	2.04%	2.00%	2.02%	1.87%	31600.00%
2-May-17	24,802,984.07	10.171201	1.84%	2.01%	2.02%	1.89%	31500.00%
1-May-17	24,586,673.98	10.170518	1.81%	2.01%	2.02%	1.89%	31400.00%
30-Apr-17	24,585,630.62	10.170086	1.82%	2.18%	2.00%	1.93%	31300.00%
29-Apr-17	24,584,611.29	10.169664	2.01%	1.96%	2.06%	1.94%	31200.00%
28-Apr-17	24,583,566.88	10.169232	1.99%	2.04%	2.05%	1.88%	31100.00%
27-Apr-17	24,438,178.16	10.168258	2.00%	1.99%	2.02%	1.87%	31000.00%
26-Apr-17	23,768,812.00	10.167544	1.87%	1.96%	1.99%	1.86%	30900.00%
25-Apr-17	23,720,683.18	10.167877	1.97%	1.99%	2.04%	1.89%	30800.00%
24-Apr-17	23,777,503.13	10.167076	1.93%	2.04%	2.06%	1.90%	30700.00%
23-Apr-17	23,608,691.94	10.166049	1.87%	2.02%	2.02%	2.00%	30600.00%
22-Apr-17	23,607,643.23	10.165597	1.93%	2.03%	2.09%	2.01%	30500.00%
21-Apr-17	23,606,594.48	10.165145	1.95%	1.98%	2.08%	2.00%	30400.00%
20-Apr-17	23,652,817.39	10.165127	2.05%	2.09%	2.08%	2.01%	30300.00%
19-Apr-17	22,919,799.92	10.163334	2.03%	1.98%	2.01%	1.98%	30200.00%
18-Apr-17	22,910,852.98	10.162864	1.99%	1.95%	2.04%	1.98%	30100.00%
17-Apr-17	22,805,539.15	10.164009	2.18%	2.07%	2.10%	2.00%	30000.00%
16-Apr-17	22,721,766.64	10.163208	2.14%	2.05%	2.04%	2.00%	29900.00%
15-Apr-17	22,720,758.20	10.162757	2.17%	2.05%	2.06%	1.86%	29800.00%
14-Apr-17	22,719,739.73	10.162302	2.18%	2.05%	2.05%	1.76%	29700.00%
13-Apr-17	22,718,721.24	10.161846	2.19%	2.14%	2.03%	1.76%	29600.00%
12-Apr-17	22,133,089.08	10.160817	2.19%	2.08%	2.00%	1.74%	29500.00%
11-Apr-17	21,190,804.02	10.160258	2.06%	2.05%	1.97%	1.72%	29400.00%
10-Apr-17	21,198,312.76	10.158637	1.93%	2.00%	1.90%	1.74%	29300.00%
9-Apr-17	22,097,719.33	10.157888	1.90%	2.00%	1.88%	1.71%	29200.00%
8-Apr-17	22,096,678.03	10.157410	1.97%	2.12%	1.90%	1.62%	29100.00%
7-Apr-17	22,095,631.60	10.156929	2.17%	2.09%	1.92%	1.63%	29000.00%
6-Apr-17	22,005,623.71	10.156342	2.06%	2.08%	1.90%	1.63%	28900.00%
5-Apr-17	21,645,442.22	10.155827	2.14%	2.06%	1.88%	1.62%	28800.00%
4-Apr-17	21,604,234.15	10.154373	1.92%	1.98%	1.83%	1.63%	28700.00%
3-Apr-17	21,598,964.08	10.154204	1.96%	1.97%	1.84%	1.87%	28600.00%
2-Apr-17	21,681,065.66	10.155640	2.19%	2.11%	1.92%	1.88%	28500.00%
1-Apr-17	21,680,044.09	10.155162	2.19%	2.08%	1.94%	1.93%	28400.00%
31-Mar-17	21,679,022.49	10.154683	2.54%	2.17%	1.98%	1.89%	28300.00%
30-Mar-17	20,912,756.44	10.152664	1.90%	2.05%	1.90%	1.86%	28200.00%
29-Mar-17	20,915,645.35	10.152406	2.09%	2.04%	1.89%	1.86%	28100.00%
28-Mar-17	21,110,994.68	10.151308	1.98%	1.99%	1.87%	1.93%	28000.00%
27-Mar-17	21,102,978.26	10.151751	2.05%	2.06%	1.93%	1.87%	27900.00%
26-Mar-17	21,082,588.73	10.151222	2.00%	2.11%	1.93%	1.89%	27800.00%
25-Mar-17	21,081,568.41	10.150730	2.15%	2.08%	1.93%	1.90%	27700.00%
24-Mar-17	21,080,525.13	10.150228	2.17%	2.18%	1.99%	1.93%	27600.00%
23-Mar-17	21,022,004.94	10.149288	2.13%	2.14%	1.94%	1.92%	27500.00%
22-Mar-17	20,504,918.18	10.148620	2.01%	2.10%	1.91%	1.91%	27400.00%
21-Mar-17	20,531,564.32	10.147758	2.13%	2.04%	1.90%	1.87%	27300.00%
20-Mar-17	20,517,148.68	10.146162	1.93%	2.02%	1.85%	1.86%	27200.00%
19-Mar-17	20,525,077.83	10.146059	1.91%	2.04%	1.87%	1.75%	27100.00%
18-Mar-17	20,524,085.87	10.145569	1.95%	1.97%	1.87%	1.79%	27000.00%

Fecha	Patrimonio neto del Fondo	Valor Cuota	Rentabilidad				
			30 días	60 días	90 días	180 días	365 días
17-Mar-17	20,523,093.87	10.145078	1.95%	2.01%	1.90%	1.86%	26900.00%
16-Mar-17	19,689,046.83	10.144399	1.93%	1.97%	1.87%	1.85%	26800.00%
15-Mar-17	19,661,075.11	10.143915	1.93%	1.94%	1.85%	1.85%	26700.00%
14-Mar-17	19,638,664.80	10.143298	2.08%	1.92%	1.98%	1.90%	26600.00%
13-Mar-17	19,638,497.28	10.142336	1.97%	1.85%	1.80%	1.91%	26500.00%
12-Mar-17	19,647,736.38	10.142818	2.03%	1.87%	1.85%	1.95%	26400.00%
11-Mar-17	19,646,815.09	10.142342	2.07%	1.86%	1.84%	1.91%	26300.00%
10-Mar-17	19,645,893.78	10.141867	2.11%	1.89%	1.90%	1.95%	26200.00%
9-Mar-17	18,852,452.35	10.140727	2.26%	1.87%	1.85%	1.93%	26100.00%
8-Mar-17	19,098,642.65	10.138565	2.01%	1.75%	1.77%	1.90%	26000.00%
7-Mar-17	19,086,565.35	10.138920	2.10%	1.78%	1.80%	1.90%	25900.00%
6-Mar-17	18,881,789.21	10.137779	1.98%	1.72%	1.79%	1.79%	25800.00%
5-Mar-17	18,795,022.04	10.138162	2.03%	1.77%	1.82%	1.81%	25700.00%
4-Mar-17	18,794,109.05	10.137669	1.99%	1.77%	1.83%	1.87%	25600.00%
3-Mar-17	18,793,196.02	10.137177	2.04%	1.81%	1.86%	1.83%	25500.00%
2-Mar-17	18,258,847.08	10.136622	1.96%	1.85%	1.84%	1.82%	25400.00%
1-Mar-17	17,483,252.68	10.133197	1.78%	1.66%	1.71%	1.76%	25300.00%
28-Feb-17	17,712,922.27	10.136583	2.20%	1.86%	1.87%	1.83%	25200.00%
27-Feb-17	17,651,274.80	10.134736	1.99%	1.79%	1.81%	1.82%	25100.00%
26-Feb-17	17,651,041.39	10.134602	1.99%	1.83%	1.83%	1.96%	25000.00%
25-Feb-17	17,650,807.91	10.134468	2.07%	1.86%	1.85%	1.96%	24900.00%
24-Feb-17	17,650,575.19	10.134334	2.22%	1.89%	1.87%	1.85%	24800.00%
23-Feb-17	17,614,400.11	10.132552	2.01%	1.89%	1.80%	1.82%	24700.00%
22-Feb-17	17,237,650.05	10.131907	2.19%	1.84%	1.77%	1.81%	24600.00%
21-Feb-17	17,211,603.56	10.131307	2.15%	1.80%	1.76%	1.95%	24500.00%
20-Feb-17	17,897,742.85	10.131658	2.18%	1.85%	1.80%	1.90%	24400.00%
19-Feb-17	17,826,365.22	10.129781	1.95%	1.77%	1.74%	1.80%	24300.00%
18-Feb-17	17,826,514.35	10.129865	2.11%	1.80%	1.77%	1.81%	24200.00%
17-Feb-17	17,826,664.78	10.129951	2.16%	1.83%	1.84%	1.85%	24100.00%
16-Feb-17	16,721,904.45	10.129109	1.98%	1.87%	1.80%	1.84%	24000.00%
15-Feb-17	16,652,214.28	10.128627	2.06%	1.84%	1.78%	1.84%	23900.00%
14-Feb-17	16,678,241.26	10.128126	2.00%	1.80%	1.78%	1.90%	23800.00%
13-Feb-17	16,694,854.03	10.127620	1.95%	2.00%	1.78%	1.91%	23700.00%
12-Feb-17	16,664,503.89	10.125721	1.75%	1.68%	1.72%	1.87%	23600.00%
11-Feb-17	16,664,473.18	10.125702	1.72%	1.72%	1.75%	1.88%	23500.00%
10-Feb-17	16,664,443.29	10.125684	1.72%	1.73%	1.83%	1.89%	23400.00%
9-Feb-17	16,548,980.03	10.124911	1.65%	1.80%	1.81%	1.88%	23300.00%
8-Feb-17	16,543,445.85	10.124072	1.66%	1.75%	1.78%	1.87%	23200.00%
7-Feb-17	16,927,399.70	10.121705	1.49%	1.62%	1.72%	1.80%	23100.00%
6-Feb-17	16,967,746.87	10.121606	1.48%	1.64%	1.68%	1.77%	23000.00%
5-Feb-17	17,182,124.11	10.121192	1.45%	1.66%	1.64%	1.80%	22900.00%
4-Feb-17	17,181,978.10	10.121106	1.46%	1.68%	1.63%	1.83%	22800.00%
3-Feb-17	17,181,818.46	10.121011	1.51%	1.71%	1.74%	1.73%	22700.00%
2-Feb-17	17,119,847.71	10.120911	1.55%	1.78%	1.75%	1.73%	22600.00%
1-Feb-17	17,083,314.81	10.120007	1.58%	1.73%	1.72%	1.72%	22500.00%
31-Jan-17	17,131,354.32	10.120058	1.74%	1.74%	1.78%	1.73%	22400.00%
30-Jan-17	17,710,628.45	10.118164	1.53%	1.67%	1.72%	1.70%	22300.00%
29-Jan-17	17,710,435.48	10.118054	1.52%	1.69%	1.82%	1.71%	22200.00%
28-Jan-17	17,710,223.60	10.117933	1.58%	1.72%	1.84%	1.71%	22100.00%
27-Jan-17	17,710,011.71	10.117812	1.67%	1.75%	1.75%	1.72%	22000.00%
26-Jan-17	17,640,464.23	10.116978	1.65%	1.73%	1.73%	1.72%	21900.00%

Fecha	Patrimonio neto del Fondo	Valor Cuota	Rentabilidad				
			30 días	60 días	90 días	180 días	365 días
25-Jan-17	17,598,918.94	10.115584	1.55%	1.65%	1.68%	1.70%	21800.00%
24-Jan-17	17,559,292.94	10.115615	1.77%	1.65%	1.74%	1.72%	21700.00%
23-Jan-17	17,557,742.46	10.113418	1.49%	1.55%	1.68%	1.69%	21600.00%
22-Jan-17	17,566,287.82	10.113190	1.44%	1.56%	1.92%	1.70%	21500.00%
21-Jan-17	17,566,389.91	10.113249	1.51%	1.59%	1.96%	1.71%	21400.00%
20-Jan-17	17,566,493.06	10.113308	1.57%	1.63%	1.97%	1.73%	21300.00%
19-Jan-17	17,567,395.11	10.112100	1.49%	1.65%	1.93%	1.72%	21200.00%
18-Jan-17	17,634,788.43	10.111720	1.50%	1.63%	1.93%	1.73%	21100.00%
17-Jan-17	17,648,321.86	10.112408	1.75%	1.67%	1.98%	1.76%	21000.00%
16-Jan-17	17,714,291.57	10.111289	1.61%	1.64%	1.94%	1.75%	20900.00%
15-Jan-17	17,403,256.98	10.111236	1.60%	1.66%	1.97%	1.76%	20800.00%
14-Jan-17	17,403,163.42	10.111182	2.04%	1.68%	1.69%	1.77%	20700.00%
13-Jan-17	17,402,775.05	10.110956	1.61%	1.71%	1.50%	1.78%	20600.00%
12-Jan-17	17,395,158.76	10.111181	1.71%	1.85%	1.52%	1.80%	20500.00%
11-Jan-17	17,255,908.45	10.111230	1.74%	1.87%	1.53%	1.82%	20400.00%
10-Jan-17	17,261,446.18	10.111039	1.95%	1.86%	1.50%	1.83%	20300.00%
9-Jan-17	17,233,040.15	10.110101	1.85%	1.85%	1.57%	1.83%	20200.00%
8-Jan-17	17,231,491.71	10.109193	1.74%	1.74%	1.52%	1.82%	20100.00%
7-Jan-17	17,231,336.10	10.109101	1.78%	1.71%	1.35%	1.84%	20000.00%
6-Jan-17	17,231,147.65	10.108991	1.87%	1.70%	1.38%	1.85%	19900.00%
5-Jan-17	16,913,498.42	10.108827	1.91%	1.85%	1.38%	1.86%	19800.00%
4-Jan-17	17,386,128.22	10.108317	1.91%	1.83%	1.38%	1.86%	19700.00%
3-Jan-17	17,568,097.46	10.107820	2.00%	1.82%	1.43%	1.87%	19600.00%
2-Jan-17	17,638,469.91	10.106713	1.88%	1.84%	1.87%	1.86%	19500.00%
1-Jan-17	17,641,120.17	10.105406	1.74%	1.79%	1.79%	1.85%	19400.00%
31-Dec-16	17,640,964.33	10.105317	1.81%	1.93%	1.90%	1.86%	19300.00%
30-Dec-16	17,640,804.67	10.105225	1.85%	1.97%	1.83%	1.87%	19200.00%
29-Dec-16	17,440,933.87	10.104607	1.85%	1.81%	1.82%	1.88%	19100.00%
28-Dec-16	17,180,256.73	10.103772	1.82%	1.77%	1.81%	1.87%	19000.00%
27-Dec-16	17,097,743.99	10.103127	1.81%	1.75%	1.97%	1.89%	18900.00%
26-Dec-16	17,022,214.95	10.102546	1.74%	1.79%	1.81%	1.89%	18800.00%
25-Dec-16	16,940,674.66	10.100724	1.52%	1.73%	1.80%	1.87%	18700.00%
24-Dec-16	16,940,968.76	10.100900	1.61%	2.11%	1.84%	1.89%	18600.00%
23-Dec-16	16,941,264.45	10.101076	1.68%	2.18%	1.94%	1.91%	18500.00%
22-Dec-16	16,866,649.64	10.100539	1.68%	2.16%	1.93%	1.91%	18400.00%
21-Dec-16	17,050,997.33	10.100052	1.68%	2.14%	1.92%	1.91%	18300.00%
20-Dec-16	17,026,572.77	10.099576	1.82%	2.12%	1.85%	1.93%	18200.00%
19-Dec-16	16,922,414.28	10.099085	1.76%	2.13%	1.87%	1.98%	18100.00%
18-Dec-16	16,686,816.67	10.097668	1.58%	2.06%	1.60%	0.00%	18000.00%
17-Dec-16	16,686,903.06	10.097721	1.66%	2.11%	1.71%	0.00%	17900.00%
16-Dec-16	16,686,990.38	10.097773	1.71%	1.71%	1.86%	0.00%	17800.00%
15-Dec-16	16,749,814.00	10.094027	1.32%	1.21%	1.72%	0.00%	17700.00%
14-Dec-16	16,659,927.24	10.097413	1.80%	1.43%	1.87%	0.00%	17600.00%
13-Dec-16	16,523,086.51	10.096793	1.99%	1.41%	1.97%	0.00%	17500.00%
12-Dec-16	16,406,521.40	10.096566	1.98%	1.36%	2.03%	0.00%	17400.00%
11-Dec-16	16,430,866.22	10.094638	1.76%	1.40%	2.01%	0.00%	17300.00%
10-Dec-16	16,430,769.85	10.094579	1.85%	1.37%	1.94%	0.00%	17200.00%
9-Dec-16	16,430,673.85	10.094520	1.74%	1.12%	2.04%	0.00%	17100.00%
8-Dec-16	16,416,181.73	10.094093	1.62%	1.15%	2.04%	0.00%	17000.00%
7-Dec-16	16,336,211.56	10.093292	1.52%	1.12%	2.02%	0.00%	16900.00%
6-Dec-16	16,023,440.53	10.092800	1.79%	1.11%	1.99%	0.00%	16800.00%

Fecha	Patrimonio neto del Fondo	Valor Cuota	Rentabilidad				
			30 días	60 días	90 días	180 días	365 días
5-Dec-16	15,135,518.60	10.092217	1.75%	1.18%	1.79%	0.00%	16700.00%
4-Dec-16	15,455,129.95	10.090984	1.64%	1.83%	1.77%	0.00%	16600.00%
3-Dec-16	15,454,955.14	10.090870	1.79%	1.78%	1.89%	0.00%	16500.00%
2-Dec-16	15,454,780.56	10.090756	1.84%	1.94%	1.83%	0.00%	16400.00%
1-Dec-16	14,819,704.26	10.090115	2.06%	1.80%	1.82%	0.00%	16300.00%
30-Nov-16	14,773,797.38	10.089658	2.09%	1.81%	1.82%	0.00%	16200.00%
29-Nov-16	14,242,940.01	10.089050	1.76%	1.80%	1.79%	0.00%	16100.00%
28-Nov-16	14,502,808.67	10.088469	1.72%	2.03%	1.81%	0.00%	16000.00%
27-Nov-16	14,496,639.68	10.087871	1.68%	1.81%	2.10%	0.00%	15900.00%
26-Nov-16	14,496,671.70	10.087893	1.84%	1.90%	2.09%	0.00%	15800.00%
25-Nov-16	14,496,704.30	10.087916	1.94%	1.95%	1.87%	0.00%	15700.00%
24-Nov-16	14,510,148.04	10.087407	2.61%	2.05%	1.86%	0.00%	15600.00%
23-Nov-16	14,536,404.28	10.086919	2.67%	2.04%	1.85%	0.00%	15500.00%
22-Nov-16	14,513,215.17	10.086440	2.63%	2.02%	2.14%	0.00%	15400.00%
21-Nov-16	14,452,557.01	10.085911	2.59%	1.93%	1.99%	0.00%	15300.00%
20-Nov-16	14,450,432.64	10.084297	2.43%	1.88%	1.81%	0.00%	15200.00%
19-Nov-16	14,450,470.04	10.084323	2.51%	1.57%	1.83%	0.00%	15100.00%
18-Nov-16	14,450,508.26	10.084350	2.53%	1.72%	1.90%	0.00%	15000.00%
17-Nov-16	14,367,948.84	10.083769	2.55%	1.92%	1.90%	0.00%	14900.00%
16-Nov-16	14,370,527.99	10.083392	1.70%	1.91%	1.90%	0.00%	14800.00%
15-Nov-16	14,422,812.91	10.082977	1.10%	1.91%	2.02%	0.00%	14700.00%
14-Nov-16	14,375,365.02	10.082295	1.05%	2.05%	2.03%	0.00%	14600.00%
13-Nov-16	15,429,996.61	10.080117	0.83%	2.02%	1.95%	0.00%	14500.00%
12-Nov-16	15,429,661.61	10.079898	0.73%	2.10%	1.95%	0.00%	14400.00%
11-Nov-16	15,429,618.81	10.079870	1.04%	1.99%	1.97%	0.00%	14300.00%
10-Nov-16	15,294,292.96	10.079055	0.89%	2.09%	1.95%	0.00%	14200.00%
9-Nov-16	16,282,014.00	10.079926	0.51%	2.17%	2.00%	0.00%	14100.00%
8-Nov-16	16,206,846.45	10.080455	0.67%	2.22%	1.98%	0.00%	14000.00%
7-Nov-16	16,216,801.89	10.080502	0.72%	2.21%	1.93%	0.00%	13900.00%
6-Nov-16	16,207,247.06	10.077795	0.44%	1.79%	1.89%	0.00%	13800.00%
5-Nov-16	16,206,795.68	10.077514	0.61%	1.81%	1.96%	0.00%	13700.00%
4-Nov-16	16,206,344.25	10.077233	2.02%	1.99%	1.73%	0.00%	13600.00%
3-Nov-16	15,685,857.80	10.075873	1.76%	1.82%	1.69%	0.00%	13500.00%
2-Nov-16	15,643,686.26	10.075344	2.04%	1.81%	1.68%	0.00%	13400.00%
1-Nov-16	14,844,415.77	10.072833	1.55%	1.69%	1.59%	0.00%	13300.00%
31-Oct-16	15,270,937.05	10.072119	1.52%	1.63%	1.58%	0.00%	13200.00%
30-Oct-16	15,228,856.83	10.074294	1.85%	1.83%	1.70%	0.00%	13100.00%
29-Oct-16	15,228,464.72	10.074035	2.34%	2.27%	1.70%	0.00%	13000.00%
28-Oct-16	15,228,055.79	10.073764	1.94%	2.25%	1.70%	0.00%	12900.00%
27-Oct-16	13,904,176.45	10.072454	1.96%	1.85%	1.68%	0.00%	12800.00%
26-Oct-16	14,064,297.85	10.071637	1.95%	1.81%	1.68%	0.00%	12700.00%
25-Oct-16	13,291,319.04	10.065523	1.50%	1.46%	1.46%	0.00%	12600.00%
24-Oct-16	12,699,242.63	10.064498	1.40%	1.85%	1.45%	0.00%	12500.00%
23-Oct-16	12,647,779.06	10.064377	1.42%	1.66%	1.47%	0.00%	12400.00%
22-Oct-16	12,647,508.15	10.064161	1.26%	1.47%	1.49%	0.00%	12300.00%
21-Oct-16	12,647,228.99	10.063939	1.34%	1.48%	1.51%	0.00%	12200.00%
20-Oct-16	12,127,771.84	10.063299	0.63%	1.56%	1.51%	0.00%	12100.00%
19-Oct-16	10,936,721.90	10.063131	0.92%	1.57%	1.53%	0.00%	12000.00%
18-Oct-16	10,892,298.86	10.062367	1.28%	1.55%	1.54%	0.00%	11900.00%
17-Oct-16	10,727,017.17	10.069137	2.13%	2.16%	1.84%	0.00%	11800.00%
16-Oct-16	10,669,192.88	10.073721	2.71%	2.50%	2.05%	0.00%	11700.00%

Fecha	Patrimonio neto del Fondo	Valor Cuota	Rentabilidad				
			30 días	60 días	90 días	180 días	365 días
15-Oct-16	10,668,894.14	10.073439	3.04%	2.48%	2.07%	0.00%	11600.00%
14-Oct-16	10,668,595.40	10.073157	3.21%	2.48%	2.09%	0.00%	11500.00%
13-Oct-16	10,044,921.67	10.073774	3.47%	2.55%	2.14%	0.00%	11400.00%
12-Oct-16	9,880,150.96	10.071154	2.95%	2.42%	2.07%	0.00%	11300.00%
11-Oct-16	9,857,762.74	10.071554	3.29%	2.46%	2.11%	0.00%	11200.00%
10-Oct-16	9,868,955.32	10.075642	3.82%	2.65%	2.31%	0.00%	11100.00%
9-Oct-16	9,816,539.45	10.074828	3.77%	2.51%	2.30%	0.00%	11000.00%
8-Oct-16	9,816,201.96	10.074482	3.70%	2.60%	2.32%	0.00%	10900.00%
7-Oct-16	9,815,864.47	10.074135	3.15%	2.69%	2.34%	0.00%	10800.00%
6-Oct-16	9,786,411.21	10.072372	3.00%	2.27%	2.30%	0.00%	10700.00%
5-Oct-16	9,742,453.88	10.060288	1.95%	1.57%	1.83%	0.00%	10600.00%
4-Oct-16	9,738,827.78	10.061087	1.88%	1.64%	1.90%	0.00%	10500.00%
3-Oct-16	9,699,367.31	10.058276	1.59%	1.49%	1.81%	0.00%	10400.00%
2-Oct-16	9,497,466.45	10.059857	1.82%	1.60%	1.91%	0.00%	10300.00%
1-Oct-16	9,496,983.44	10.059346	1.74%	1.61%	1.91%	0.00%	10200.00%
30-Sep-16	9,496,485.92	10.058819	1.82%	1.61%	1.92%	0.00%	10100.00%
29-Sep-16	9,329,962.20	10.054395	2.20%	1.36%	1.77%	0.00%	10000.00%
28-Sep-16	9,278,207.61	10.057542	2.55%	1.59%	1.92%	0.00%	9900.00%
27-Sep-16	9,532,533.08	10.056016	1.73%	1.55%	1.91%	0.00%	9800.00%
26-Sep-16	9,489,878.07	10.055304	1.67%	1.55%	1.91%	0.00%	9700.00%
25-Sep-16	9,485,378.00	10.052980	1.42%	1.45%	1.86%	0.00%	9600.00%
24-Sep-16	9,485,158.09	10.052747	2.30%	1.48%	1.88%	0.00%	9500.00%
23-Sep-16	9,484,938.33	10.052514	1.91%	1.51%	1.90%	0.00%	9400.00%
22-Sep-16	9,608,634.70	10.053628	1.69%	1.62%	1.98%	0.00%	9300.00%
21-Sep-16	9,520,480.54	10.052727	1.63%	1.61%	1.96%	0.00%	9200.00%
20-Sep-16	9,456,102.56	10.058006	2.49%	1.96%	2.23%	0.00%	9100.00%
19-Sep-16	9,445,850.62	10.055443	2.23%	1.86%	2.25%	0.00%	9000.00%
18-Sep-16	9,761,552.12	10.051617	1.81%	1.67%	0.00%	0.00%	8900.00%
17-Sep-16	9,761,262.67	10.051319	2.20%	1.70%	0.00%	0.00%	8800.00%
16-Sep-16	9,760,973.22	10.051021	2.28%	1.72%	0.00%	0.00%	8700.00%
15-Sep-16	9,737,737.65	10.047955	1.91%	1.58%	0.00%	0.00%	8600.00%
14-Sep-16	9,589,234.12	10.046269	1.75%	1.52%	0.00%	0.00%	8500.00%
13-Sep-16	9,511,421.87	10.044769	1.63%	1.48%	0.00%	0.00%	8400.00%
12-Sep-16	9,498,033.61	10.046474	1.88%	1.63%	0.00%	0.00%	8300.00%
11-Sep-16	9,378,483.15	10.044001	1.63%	1.52%	0.00%	0.00%	8200.00%
10-Sep-16	9,378,138.68	10.043632	1.46%	1.54%	0.00%	0.00%	8100.00%
9-Sep-16	9,377,809.19	10.043279	1.26%	1.57%	0.00%	0.00%	8000.00%
8-Sep-16	9,347,783.06	10.043477	1.48%	1.62%	0.00%	0.00%	7900.00%
7-Sep-16	9,267,787.59	10.047791	2.23%	1.92%	0.00%	0.00%	7800.00%
6-Sep-16	8,838,204.30	10.047222	1.53%	1.93%	0.00%	0.00%	7700.00%
5-Sep-16	8,872,405.95	10.043958	1.18%	1.78%	0.00%	0.00%	7600.00%
4-Sep-16	8,906,742.58	10.045362	1.40%	1.91%	0.00%	0.00%	7500.00%
3-Sep-16	8,906,398.66	10.044974	1.38%	1.93%	0.00%	0.00%	7400.00%
2-Sep-16	8,906,054.75	10.044587	1.38%	1.95%	0.00%	0.00%	7300.00%
1-Sep-16	8,894,164.78	10.044768	1.49%	2.00%	0.00%	0.00%	7200.00%
31-Aug-16	8,863,397.44	10.043590	1.39%	1.97%	0.00%	0.00%	7100.00%
30-Aug-16	8,889,232.52	10.036009	0.53%	1.56%	0.00%	0.00%	7000.00%
29-Aug-16	8,888,208.53	10.036207	0.64%	1.64%	0.00%	0.00%	6900.00%
28-Aug-16	8,752,016.10	10.041521	1.36%	2.01%	0.00%	0.00%	6800.00%
27-Aug-16	8,751,839.24	10.041319	1.42%	2.06%	0.00%	0.00%	6700.00%
26-Aug-16	8,751,662.50	10.041116	1.48%	2.09%	0.00%	0.00%	6600.00%

Fecha	Patrimonio neto del Fondo	Valor Cuota	Rentabilidad					
			30 días	60 días	90 días	180 días	365 días	
25-Aug-16	8,708,774.61	10.033526	0.66%	1.68%	0.00%	0.00%	6500.00%	
24-Aug-16	8,665,613.32	10.036541	1.10%	1.90%	0.00%	0.00%	6400.00%	
	42605	8625667.5	<b>10.039481</b>	0.015417391	0.021109157	0	0	63