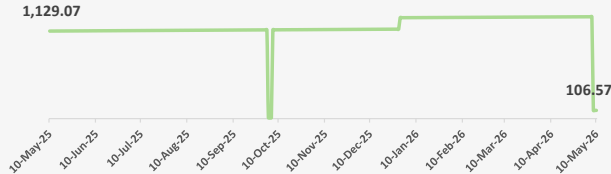


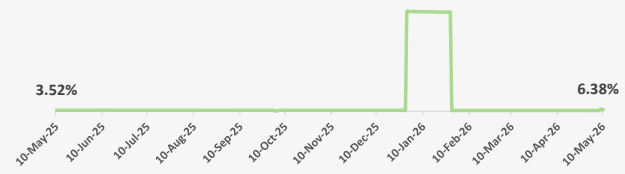
Nombre del fondo

Fondo De inversión Cerrado Desarrollo BHD Fondos I

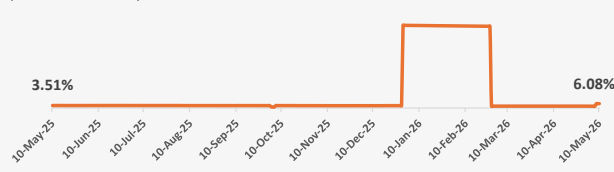
Evolución del Valor de la Cuota
(Últimos 12 meses)



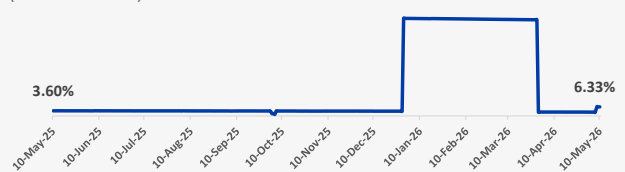
Evolución de la Rentabilidad - 30 días
(Últimos 12 meses)



Evolución de la Rentabilidad - 60 días
(Últimos 12 meses)



Evolución de la Rentabilidad - 90 días
(Últimos 12 meses)



Rentabilidad Histórica

Fecha	Patrimonio neto del Fondo	Valor Cuota	Rentabilidad				
			30 días	60 días	90 días	180 días	365 días
10-May-26	25,682,486.85	106.566335	6.38%	6.08%	6.33%	4.53%	6.54%
9-May-26	25,678,173.47	106.548438	6.30%	6.07%	6.35%	4.53%	6.54%
8-May-26	25,673,834.10	106.530432	6.34%	6.07%	6.38%	4.53%	6.54%
7-May-26	114,935,931.72	1,313.433420	2.51%	2.56%	2.65%	31.28%	16.37%
6-May-26	114,929,291.47	1,313.357538	2.53%	2.57%	2.65%	31.29%	16.36%
5-May-26	114,922,650.68	1,313.281651	2.55%	2.58%	2.66%	31.29%	16.37%
4-May-26	114,916,008.84	1,313.205751	2.57%	2.59%	2.67%	31.30%	16.38%
3-May-26	114,909,366.60	1,313.129846	2.59%	2.60%	2.67%	31.31%	16.38%
2-May-26	114,902,723.59	1,313.053933	2.61%	2.61%	2.68%	31.32%	16.38%
1-May-26	114,896,079.80	1,312.978011	2.63%	2.62%	2.69%	31.33%	16.39%
30-Apr-26	114,889,393.98	1,312.901609	2.65%	2.63%	2.69%	31.34%	16.39%
29-Apr-26	114,885,429.09	1,312.856300	2.70%	2.66%	2.71%	31.35%	16.40%
28-Apr-26	114,877,077.87	1,312.760866	2.70%	2.66%	2.71%	31.36%	16.40%
27-Apr-26	114,868,786.00	1,312.666111	2.70%	2.66%	2.71%	31.36%	16.41%
26-Apr-26	114,860,432.81	1,312.570654	2.70%	2.66%	2.71%	31.37%	16.41%
25-Apr-26	114,852,079.05	1,312.475191	2.70%	2.66%	2.71%	31.37%	16.41%
24-Apr-26	114,843,724.42	1,312.379719	2.70%	2.66%	2.71%	31.38%	16.41%
23-Apr-26	114,835,368.82	1,312.284235	2.70%	2.66%	2.71%	31.38%	16.42%
22-Apr-26	114,827,067.29	1,312.189369	2.70%	2.66%	2.71%	31.39%	16.42%
21-Apr-26	114,818,709.85	1,312.093864	2.70%	2.66%	2.71%	31.39%	16.42%
20-Apr-26	114,810,351.51	1,311.998349	2.70%	2.66%	2.71%	31.40%	16.42%
19-Apr-26	114,801,992.50	1,311.902826	2.70%	2.66%	2.71%	31.41%	16.43%
18-Apr-26	114,793,632.68	1,311.807294	2.70%	2.66%	2.71%	31.41%	16.43%
17-Apr-26	114,785,271.99	1,311.711752	2.70%	2.66%	2.72%	31.42%	16.43%
16-Apr-26	114,776,910.29	1,311.616198	2.70%	2.66%	2.72%	31.39%	16.43%
15-Apr-26	114,768,547.74	1,311.520635	2.70%	2.66%	2.72%	31.39%	16.44%

Fecha	Patrimonio neto del Fondo	Valor Cuota	Rentabilidad				
			30 días	60 días	90 días	180 días	365 días
14-Apr-26	114,760,183.94	1,311.425058	2.70%	2.66%	2.72%	31.40%	16.44%
13-Apr-26	114,751,820.03	1,311.329479	2.70%	2.66%	2.72%	31.40%	16.44%
12-Apr-26	114,743,511.61	1,311.234534	2.70%	2.66%	2.72%	31.41%	16.44%
11-Apr-26	114,735,146.22	1,311.138938	2.70%	2.66%	2.72%	31.41%	16.45%
10-Apr-26	114,726,779.96	1,311.043333	2.70%	2.66%	2.72%	31.42%	16.45%
9-Apr-26	114,718,412.78	1,310.947717	2.71%	2.67%	2.72%	31.42%	16.45%
8-Apr-26	114,710,044.82	1,310.852091	2.71%	2.67%	2.72%	31.43%	16.45%
7-Apr-26	114,701,675.84	1,310.756455	2.71%	2.67%	2.72%	31.43%	16.46%
6-Apr-26	114,693,305.88	1,310.660807	2.71%	2.67%	2.72%	31.44%	16.46%
5-Apr-26	114,684,935.18	1,310.565150	2.71%	2.67%	2.72%	31.44%	16.46%
4-Apr-26	114,676,563.86	1,310.469487	2.71%	2.67%	2.72%	31.45%	16.46%
3-Apr-26	114,668,191.68	1,310.373814	2.71%	2.67%	2.72%	31.45%	16.47%
2-Apr-26	114,659,818.62	1,310.278130	2.71%	2.67%	2.72%	31.46%	16.47%
1-Apr-26	114,651,444.61	1,310.182436	2.71%	2.67%	2.72%	31.46%	16.47%
31-Mar-26	114,643,008.40	1,310.086031	2.71%	2.67%	2.72%	31.47%	16.48%
30-Mar-26	114,634,580.59	1,309.989722	2.71%	2.67%	2.72%	31.47%	16.48%
29-Mar-26	114,626,227.99	1,309.894277	2.71%	2.67%	67.34%	31.48%	16.48%
28-Mar-26	114,617,846.35	1,309.798495	2.71%	2.67%	67.35%	31.48%	16.48%
27-Mar-26	114,609,464.71	1,309.702713	2.71%	2.67%	67.36%	31.48%	16.49%
26-Mar-26	114,601,083.07	1,309.606931	2.71%	2.67%	67.38%	31.49%	16.49%
25-Mar-26	114,592,701.43	1,309.511149	2.71%	2.67%	67.39%	31.50%	16.49%
24-Mar-26	114,584,319.79	1,309.415367	2.71%	2.67%	67.40%	31.50%	16.50%
23-Mar-26	114,575,938.15	1,309.319585	2.71%	2.67%	67.41%	31.51%	16.50%
22-Mar-26	114,567,556.51	1,309.223803	2.71%	2.67%	67.42%	31.51%	16.50%
21-Mar-26	114,559,174.87	1,309.128021	2.71%	2.67%	67.43%	31.52%	16.50%
20-Mar-26	114,550,792.36	1,309.032230	2.71%	2.67%	67.45%	31.52%	16.51%
19-Mar-26	114,542,409.09	1,308.936430	2.71%	2.68%	67.46%	31.53%	16.51%
18-Mar-26	114,534,024.77	1,308.840618	2.71%	2.68%	67.47%	31.53%	16.51%
17-Mar-26	114,525,639.57	1,308.744796	2.71%	2.68%	67.48%	31.54%	16.52%
16-Mar-26	114,517,313.54	1,308.649650	2.71%	2.68%	67.49%	31.54%	16.52%
15-Mar-26	114,508,978.79	1,308.554404	2.72%	2.68%	67.51%	31.55%	16.52%
14-Mar-26	114,500,588.39	1,308.458523	2.72%	2.68%	67.52%	31.55%	16.53%
13-Mar-26	114,492,197.13	1,308.362631	2.72%	2.68%	67.53%	31.56%	16.53%
12-Mar-26	114,483,804.93	1,308.266729	2.72%	2.68%	67.54%	31.56%	16.53%
11-Mar-26	114,475,411.83	1,308.170817	2.72%	2.68%	67.55%	31.56%	16.53%
10-Mar-26	114,467,017.88	1,308.074895	2.72%	2.68%	67.56%	31.57%	16.54%
9-Mar-26	114,458,623.04	1,307.978962	2.72%	2.68%	67.58%	31.57%	16.54%
8-Mar-26	114,450,227.21	1,307.883019	2.72%	2.68%	67.59%	31.60%	16.54%
7-Mar-26	114,441,830.75	1,307.787068	2.72%	2.68%	67.60%	31.60%	16.55%
6-Mar-26	114,433,433.42	1,307.691107	2.72%	2.68%	67.61%	31.61%	16.55%
5-Mar-26	114,425,035.14	1,307.595136	2.72%	2.68%	67.62%	31.62%	16.55%
4-Mar-26	114,416,635.98	1,307.499154	2.72%	2.68%	67.64%	31.62%	16.55%
3-Mar-26	114,408,235.98	1,307.403163	2.72%	2.68%	67.65%	31.63%	16.56%
2-Mar-26	114,399,835.01	1,307.307161	2.72%	2.68%	67.66%	31.63%	16.56%
1-Mar-26	114,391,431.55	1,307.211130	2.72%	2.68%	67.67%	31.64%	16.56%
28-Feb-26	114,383,029.54	1,307.115116	2.72%	2.68%	67.68%	31.64%	16.57%
27-Feb-26	114,374,700.01	1,307.019930	2.72%	2.69%	67.70%	31.65%	16.57%
26-Feb-26	114,366,369.61	1,306.924734	2.73%	113.50%	67.71%	31.65%	16.57%
25-Feb-26	114,358,042.25	1,306.829573	2.73%	113.53%	67.72%	31.66%	16.57%
24-Feb-26	114,349,636.81	1,306.733519	2.73%	113.55%	67.73%	31.66%	16.58%
23-Feb-26	114,341,229.50	1,306.637445	2.73%	113.57%	67.74%	31.67%	16.58%

Fecha	Patrimonio neto del Fondo	Valor Cuota	Rentabilidad				
			30 días	60 días	90 días	180 días	365 días
22-Feb-26	114,332,826.51	1,306.541419	2.73%	113.59%	67.75%	31.67%	16.58%
21-Feb-26	114,324,418.74	1,306.445339	2.73%	113.61%	67.76%	31.68%	16.59%
20-Feb-26	114,316,010.11	1,306.349249	2.73%	113.64%	67.77%	31.68%	16.59%
19-Feb-26	114,307,605.03	1,306.253200	2.73%	113.66%	67.78%	31.69%	16.59%
18-Feb-26	114,299,194.25	1,306.157086	2.73%	113.68%	67.81%	31.69%	16.59%
17-Feb-26	114,290,782.25	1,306.060957	2.73%	113.70%	67.83%	31.70%	16.60%
16-Feb-26	114,282,369.52	1,305.964821	2.73%	113.72%	67.84%	31.71%	16.60%
15-Feb-26	114,273,955.18	1,305.868665	2.73%	113.75%	67.85%	31.71%	16.60%
14-Feb-26	114,265,541.34	1,305.772516	2.73%	113.77%	67.86%	31.72%	16.61%
13-Feb-26	114,257,126.64	1,305.676357	2.73%	113.79%	67.87%	31.72%	16.61%
12-Feb-26	114,248,710.69	1,305.580183	2.73%	113.81%	67.89%	31.73%	16.61%
11-Feb-26	114,240,294.05	1,305.484002	2.73%	113.83%	67.90%	31.73%	16.62%
10-Feb-26	114,231,876.32	1,305.387808	2.73%	113.86%	67.91%	31.74%	16.62%
9-Feb-26	114,223,457.52	1,305.291602	2.73%	113.88%	67.92%	31.74%	16.62%
8-Feb-26	114,215,037.02	1,305.195377	2.74%	113.90%	67.93%	31.75%	16.62%
7-Feb-26	114,206,617.11	1,305.099158	2.74%	113.92%	67.94%	31.75%	16.63%
6-Feb-26	114,198,196.34	1,305.002929	2.74%	113.95%	67.96%	31.75%	16.63%
5-Feb-26	114,189,773.30	1,304.906675	2.74%	113.97%	67.97%	31.76%	16.63%
4-Feb-26	114,181,349.57	1,304.810412	2.74%	113.99%	67.98%	31.76%	16.64%
3-Feb-26	114,172,926.65	1,304.714159	2.74%	114.01%	67.99%	31.76%	16.64%
2-Feb-26	114,164,501.65	1,304.617882	2.74%	114.03%	68.00%	31.77%	16.64%
1-Feb-26	114,156,073.37	1,304.521568	2.74%	114.06%	68.02%	31.77%	16.64%
31-Jan-26	114,147,647.55	1,304.425282	2.74%	114.08%	68.03%	31.78%	16.65%
30-Jan-26	114,139,194.31	1,304.328682	2.74%	114.10%	68.04%	31.78%	16.65%
29-Jan-26	114,130,740.03	1,304.232071	2.74%	114.12%	68.05%	31.78%	16.65%
28-Jan-26	114,122,316.57	1,304.135811	344.14%	114.14%	68.06%	31.79%	16.66%
27-Jan-26	114,113,885.45	1,304.039464	344.23%	114.17%	68.07%	31.79%	16.66%
26-Jan-26	114,105,450.67	1,303.943076	344.32%	114.19%	68.09%	31.79%	16.66%
25-Jan-26	114,097,020.13	1,303.846736	344.41%	114.21%	68.10%	31.81%	16.66%
24-Jan-26	114,088,588.73	1,303.750385	344.50%	114.23%	68.11%	31.81%	16.67%
23-Jan-26	114,080,156.46	1,303.654025	344.59%	114.26%	68.12%	31.82%	16.67%
22-Jan-26	114,071,721.71	1,303.557637	344.68%	114.27%	68.14%	31.83%	16.67%
21-Jan-26	114,063,284.95	1,303.461226	344.77%	114.29%	68.15%	31.83%	16.68%
20-Jan-26	114,054,850.16	1,303.364837	344.86%	114.31%	68.16%	31.84%	16.68%
19-Jan-26	114,046,412.08	1,303.268411	344.95%	114.32%	68.17%	31.84%	16.68%
18-Jan-26	114,037,969.35	1,303.171931	345.04%	114.39%	68.18%	31.85%	16.69%
17-Jan-26	114,029,531.98	1,303.075513	345.13%	114.41%	68.12%	31.85%	16.69%
16-Jan-26	114,021,093.75	1,302.979085	345.22%	114.43%	68.13%	31.86%	16.69%
15-Jan-26	114,012,657.61	1,302.882681	345.31%	114.45%	68.14%	31.86%	16.69%
14-Jan-26	114,004,232.67	1,302.786404	345.40%	114.48%	68.15%	31.87%	16.70%
13-Jan-26	113,995,790.40	1,302.689930	345.49%	114.50%	68.16%	31.87%	16.70%
12-Jan-26	113,987,346.35	1,302.593435	345.58%	114.52%	68.18%	31.88%	16.70%
11-Jan-26	113,978,898.53	1,302.496898	345.67%	114.54%	68.19%	31.88%	16.71%
10-Jan-26	113,970,455.53	1,302.400415	345.76%	114.56%	68.20%	31.89%	16.71%
9-Jan-26	113,962,011.66	1,302.303923	345.85%	114.59%	68.21%	31.89%	16.71%
8-Jan-26	113,953,564.80	1,302.207396	345.94%	114.61%	68.22%	31.90%	16.71%
7-Jan-26	113,945,116.78	1,302.110856	346.03%	114.63%	68.23%	31.90%	16.72%
6-Jan-26	113,936,666.96	1,302.014295	346.12%	114.65%	68.24%	31.91%	16.72%
5-Jan-26	113,928,207.23	1,301.917622	346.21%	114.68%	68.26%	31.92%	16.72%
4-Jan-26	113,919,759.03	1,301.821080	346.30%	114.70%	68.27%	31.92%	16.73%
3-Jan-26	113,911,309.95	1,301.724527	346.39%	114.72%	68.28%	31.93%	16.73%

Fecha	Patrimonio neto del Fondo	Valor Cuota	Rentabilidad				
			30 días	60 días	90 días	180 días	365 días
2-Jan-26	113,902,860.01	1,301.627966	346.48%	114.74%	68.29%	31.93%	16.73%
1-Jan-26	113,894,371.17	1,301.530959	346.57%	114.76%	68.30%	31.94%	16.74%
31-Dec-25	113,885,919.48	1,301.434377	346.66%	114.79%	68.31%	31.94%	16.74%
30-Dec-25	113,877,504.40	1,301.338214	347.25%	114.81%	68.33%	31.95%	16.74%
29-Dec-25	100,960,043.26	1,153.723583	3.25%	3.33%	3.34%	3.38%	3.51%
28-Dec-25	100,950,911.00	1,153.619223	3.36%	3.32%	3.34%	3.39%	3.51%
27-Dec-25	100,941,784.60	1,153.514931	3.37%	3.33%	3.34%	3.39%	3.51%
26-Dec-25	100,932,657.33	1,153.410629	3.37%	3.33%	3.34%	3.39%	3.51%
25-Dec-25	100,923,526.27	1,153.306284	3.37%	3.33%	3.34%	3.39%	5.01%
24-Dec-25	100,914,397.71	1,153.201967	3.36%	3.33%	3.34%	3.39%	5.01%
23-Dec-25	100,905,265.72	1,153.097611	3.36%	3.33%	3.34%	3.39%	5.01%
22-Dec-25	100,896,132.16	1,152.993237	3.35%	3.33%	3.34%	3.39%	5.01%
21-Dec-25	100,887,015.87	1,152.889060	3.35%	3.33%	3.34%	3.39%	5.01%
20-Dec-25	100,877,883.92	1,152.784704	3.39%	3.33%	3.34%	3.39%	5.01%
19-Dec-25	100,868,751.11	1,152.680339	3.39%	3.33%	3.34%	3.39%	5.01%
18-Dec-25	100,859,617.95	1,152.575970	3.39%	3.33%	3.34%	3.39%	5.01%
17-Dec-25	100,850,481.14	1,152.471558	3.39%	3.26%	3.34%	3.39%	5.01%
16-Dec-25	100,841,341.41	1,152.367114	3.39%	3.26%	3.34%	3.39%	5.02%
15-Dec-25	100,832,206.47	1,152.262724	3.39%	3.26%	3.34%	3.40%	5.02%
14-Dec-25	100,823,058.13	1,152.158181	3.39%	3.26%	3.35%	3.40%	5.02%
13-Dec-25	100,813,920.90	1,152.053765	3.39%	3.26%	3.34%	3.40%	5.02%
12-Dec-25	100,804,782.77	1,151.949339	3.39%	3.26%	3.34%	3.40%	5.02%
11-Dec-25	100,795,635.42	1,151.844808	3.39%	3.26%	3.34%	3.40%	5.02%
10-Dec-25	100,786,491.48	1,151.740315	3.40%	3.26%	3.34%	3.40%	5.02%
9-Dec-25	100,777,345.76	1,151.635802	3.40%	3.26%	3.38%	3.40%	5.02%
8-Dec-25	100,768,196.81	1,151.531252	3.40%	3.26%	3.38%	3.40%	5.02%
7-Dec-25	100,759,041.05	1,151.426624	3.40%	3.26%	3.38%	3.40%	5.03%
6-Dec-25	100,749,897.73	1,151.322139	3.40%	3.26%	3.38%	3.40%	5.03%
5-Dec-25	100,740,753.53	1,151.217643	3.40%	3.26%	3.38%	3.40%	5.03%
4-Dec-25	100,731,603.79	1,151.113084	3.40%	3.26%	3.38%	3.40%	5.03%
3-Dec-25	100,722,453.34	1,151.008517	3.40%	3.26%	3.38%	3.40%	5.03%
2-Dec-25	100,713,301.52	1,150.903935	3.40%	3.26%	3.38%	3.42%	5.03%
1-Dec-25	100,704,137.48	1,150.799212	3.40%	3.26%	3.38%	3.42%	5.03%
30-Nov-25	100,694,975.88	1,150.694518	3.40%	3.26%	3.39%	3.42%	5.03%
29-Nov-25	100,694,975.88	1,150.694518	3.51%	3.33%	3.42%	3.44%	5.04%
28-Nov-25	100,676,681.71	1,150.485461	3.40%	3.26%	3.39%	3.42%	5.04%
27-Nov-25	100,667,528.19	1,150.380859	3.40%	3.26%	3.39%	3.42%	5.04%
26-Nov-25	100,658,372.66	1,150.276234	3.40%	3.26%	3.39%	3.42%	5.04%
25-Nov-25	100,649,206.06	1,150.171482	3.40%	3.26%	3.39%	3.42%	5.04%
24-Nov-25	100,640,448.55	1,150.071405	3.41%	3.27%	3.39%	3.43%	5.04%
23-Nov-25	100,631,720.87	1,149.971670	3.42%	3.27%	3.40%	3.43%	5.04%
22-Nov-25	100,622,951.87	1,149.871462	3.42%	3.27%	3.40%	3.43%	5.04%
21-Nov-25	100,614,182.03	1,149.771244	3.43%	3.28%	3.40%	3.43%	5.04%
20-Nov-25	100,601,952.60	1,149.631492	3.39%	3.26%	3.39%	3.43%	5.04%
19-Nov-25	100,592,792.00	1,149.526809	3.39%	3.26%	3.39%	3.43%	5.04%
18-Nov-25	100,583,621.97	1,149.422018	3.24%	3.26%	3.39%	3.43%	5.04%
17-Nov-25	100,574,459.28	1,149.317311	3.24%	3.26%	3.39%	3.43%	5.04%
13-Nov-25	100,537,792.28	1,148.898298	3.25%	3.27%	3.40%	3.43%	5.05%
12-Nov-25	100,528,633.35	1,148.793634	3.25%	3.26%	3.40%	3.43%	5.05%
11-Nov-25	100,519,460.81	1,148.688815	3.25%	3.26%	3.39%	3.43%	5.05%
10-Nov-25	100,510,258.29	1,148.583653	3.25%	3.26%	3.39%	3.44%	5.05%

Fecha	Patrimonio neto del Fondo	Valor Cuota	Rentabilidad				
			30 días	60 días	90 días	180 días	365 días
9-Nov-25	100,501,094.35	1,148.478932	3.24%	3.25%	3.39%	3.44%	5.05%
8-Nov-25	100,491,929.55	1,148.374201	3.24%	3.31%	3.39%	3.44%	5.06%
7-Nov-25	100,482,763.88	1,148.269460	3.24%	3.31%	3.39%	3.44%	5.06%
6-Nov-25	100,473,607.48	1,148.164825	3.24%	3.31%	3.39%	3.44%	5.06%
5-Nov-25	100,464,433.63	1,148.059990	3.24%	3.31%	3.39%	3.44%	5.06%
4-Nov-25	100,455,258.48	1,147.955141	3.24%	3.32%	3.38%	3.44%	5.06%
3-Nov-25	100,446,084.19	1,147.850302	3.24%	3.32%	3.38%	3.44%	5.06%
2-Nov-25	100,436,875.69	1,147.745071	3.24%	3.32%	3.38%	3.46%	5.06%
1-Nov-25	100,427,704.92	1,147.640272	3.24%	3.32%	3.38%	3.42%	5.06%
31-Oct-25	100,418,533.28	1,147.535463	3.25%	3.32%	3.38%	3.45%	5.06%
30-Oct-25	100,409,694.98	1,147.434463	3.25%	3.32%	3.38%	3.45%	5.07%
29-Oct-25	100,400,461.58	1,147.328948	3.24%	3.32%	3.38%	3.45%	5.07%
28-Oct-25	100,391,223.41	1,147.223379	3.24%	3.32%	3.39%	3.45%	5.07%
27-Oct-25	100,381,992.47	1,147.117892	3.24%	3.32%	3.39%	3.45%	5.07%
26-Oct-25	100,372,733.89	1,147.012089	3.24%	3.33%	3.39%	3.45%	5.07%
25-Oct-25	100,363,500.86	1,146.906578	3.24%	3.33%	3.39%	3.45%	5.07%
24-Oct-25	100,354,266.96	1,146.801058	3.24%	3.33%	3.40%	3.45%	5.07%
23-Oct-25	100,345,027.60	1,146.695475	3.24%	3.33%	3.40%	3.45%	5.07%
22-Oct-25	100,335,786.18	1,146.589868	3.24%	3.33%	3.40%	3.45%	5.08%
21-Oct-25	100,326,540.97	1,146.484218	3.24%	3.33%	3.40%	3.45%	5.08%
20-Oct-25	100,317,335.72	1,146.379025	3.24%	3.33%	3.40%	3.45%	5.08%
19-Oct-25	100,320,119.63	1,146.410838	3.40%	3.41%	3.45%	3.48%	5.09%
18-Oct-25	100,310,930.28	1,146.305827	3.40%	3.41%	3.45%	3.48%	5.09%
17-Oct-25	100,301,736.59	1,146.200766	3.40%	3.41%	3.45%	3.48%	5.09%
16-Oct-25	100,292,537.46	1,146.095642	3.40%	3.41%	3.45%	3.48%	5.09%
15-Oct-25	100,283,333.31	1,145.990462	3.40%	3.41%	3.45%	3.48%	5.10%
14-Oct-25	100,274,128.69	1,145.885276	3.39%	3.41%	3.45%	3.48%	5.10%
13-Oct-25	100,264,922.23	1,145.780068	3.39%	3.41%	3.46%	3.48%	5.10%
12-Oct-25	100,255,826.53	1,145.676127	3.38%	3.41%	3.46%	3.48%	5.10%
11-Oct-25	100,246,751.02	1,145.572416	3.38%	3.41%	3.46%	3.48%	5.10%
10-Oct-25	100,237,674.66	1,145.468696	3.49%	3.41%	3.46%	3.48%	5.10%
9-Oct-25	100,228,589.06	1,145.364870	3.49%	3.41%	3.46%	3.48%	5.10%
8-Oct-25	100,219,502.64	1,145.261035	3.50%	3.41%	3.46%	3.49%	5.10%
7-Oct-25	100,210,415.70	1,145.157194	3.50%	3.41%	3.46%	3.49%	5.11%
6-Oct-25	100,201,325.41	1,145.053314	3.50%	3.40%	3.47%	3.49%	5.11%
5-Oct-25	66,301,070.11	12.376038	1.82%	1.25%	1.15%	2.54%	2.83%
4-Oct-25	66,293,281.44	12.374584	1.41%	1.51%	1.70%	2.52%	2.83%
3-Oct-25	66,285,492.54	12.373130	1.24%	1.59%	1.70%	2.68%	2.82%
2-Oct-25	100,164,844.61	1,144.636429	3.51%	3.40%	3.47%	3.49%	5.11%
1-Oct-25	100,154,880.55	1,144.522564	3.51%	3.39%	3.47%	3.49%	5.11%
30-Sep-25	100,146,376.03	1,144.425379	3.52%	3.39%	3.47%	3.49%	5.11%
29-Sep-25	100,137,522.46	1,144.324204	3.52%	3.39%	3.47%	3.49%	5.11%
28-Sep-25	100,128,280.66	1,144.218593	3.52%	3.39%	3.48%	3.50%	5.11%
27-Sep-25	100,119,061.56	1,144.113242	3.52%	3.41%	3.48%	3.50%	5.11%
26-Sep-25	100,109,841.60	1,144.007880	3.53%	3.41%	3.48%	3.50%	5.11%
25-Sep-25	100,100,609.34	1,143.902379	3.53%	3.41%	3.48%	3.50%	5.11%
24-Sep-25	100,091,372.05	1,143.796819	3.53%	3.41%	3.48%	3.50%	5.11%
23-Sep-25	100,082,149.50	1,143.691428	3.53%	3.41%	3.48%	3.50%	5.11%
22-Sep-25	100,072,913.43	1,143.585883	3.53%	3.41%	3.48%	3.50%	5.07%
21-Sep-25	100,063,659.18	1,143.480130	3.53%	3.42%	3.48%	3.50%	5.07%
20-Sep-25	100,054,434.04	1,143.374709	3.53%	3.42%	3.48%	3.51%	5.07%

Fecha	Patrimonio neto del Fondo	Valor Cuota	Rentabilidad				
			30 días	60 días	90 días	180 días	365 días
19-Sep-25	100,045,208.03	1,143.269279	3.54%	3.42%	3.48%	3.51%	5.07%
18-Sep-25	100,035,970.73	1,143.163719	3.54%	3.42%	3.48%	3.51%	5.07%
17-Sep-25	100,026,731.71	1,143.058140	3.54%	3.42%	3.49%	3.51%	5.07%
16-Sep-25	100,017,492.53	1,142.952559	3.54%	3.42%	3.49%	3.51%	5.07%
15-Sep-25	100,008,192.89	1,142.846287	3.54%	3.42%	3.49%	3.51%	5.07%
14-Sep-25	99,999,458.54	1,142.746475	3.55%	3.43%	3.49%	3.51%	5.07%
13-Sep-25	99,990,750.35	1,142.646962	3.56%	3.43%	3.49%	3.52%	5.08%
12-Sep-25	99,982,041.33	1,142.547439	3.55%	3.43%	3.50%	3.52%	5.08%
11-Sep-25	99,973,319.19	1,142.447767	3.56%	3.44%	3.50%	3.52%	5.08%
10-Sep-25	99,955,393.59	1,142.242922	3.44%	3.38%	3.46%	3.50%	5.07%
9-Sep-25	99,946,089.90	1,142.136604	3.43%	3.39%	3.46%	3.50%	5.07%
8-Sep-25	99,936,789.38	1,142.030322	3.43%	3.39%	3.46%	3.51%	5.07%
7-Sep-25	99,927,449.02	1,141.923584	3.42%	3.39%	3.46%	3.51%	5.07%
6-Sep-25	99,918,159.01	1,141.817423	3.41%	3.39%	3.45%	3.51%	5.07%
5-Sep-25	99,908,868.14	1,141.711251	3.41%	3.39%	3.45%	3.51%	5.07%
4-Sep-25	99,899,576.41	1,141.605069	3.40%	3.39%	3.49%	3.51%	5.07%
3-Sep-25	99,890,271.68	1,141.498739	3.39%	3.39%	3.49%	3.51%	5.07%
2-Sep-25	99,880,968.55	1,141.392428	3.39%	3.39%	3.49%	3.51%	5.07%
1-Sep-25	99,871,650.59	1,141.285946	3.38%	3.39%	3.49%	3.51%	5.07%
31-Aug-25	99,862,324.50	1,141.179372	3.37%	3.39%	3.49%	3.51%	5.07%
30-Aug-25	99,853,028.42	1,141.073141	3.37%	3.39%	3.50%	3.52%	5.07%
29-Aug-25	99,843,732.24	1,140.966909	3.41%	3.39%	3.50%	3.52%	5.07%
28-Aug-25	99,834,429.76	1,140.860604	3.41%	3.39%	3.50%	3.52%	5.07%
27-Aug-25	99,825,128.73	1,140.754317	3.41%	3.39%	3.50%	3.52%	5.07%
26-Aug-25	99,815,818.78	1,140.647927	3.41%	3.39%	3.50%	3.52%	5.07%
25-Aug-25	99,806,496.96	1,140.541401	3.41%	3.39%	3.50%	3.52%	5.07%
24-Aug-25	99,797,164.90	1,140.434759	3.42%	3.40%	3.50%	3.52%	5.07%
23-Aug-25	99,787,863.28	1,140.328465	3.42%	3.40%	3.50%	3.52%	5.07%
22-Aug-25	99,778,560.80	1,140.222160	3.42%	3.40%	3.50%	3.52%	5.07%
21-Aug-25	99,769,246.21	1,140.115718	3.42%	3.40%	3.50%	3.52%	5.08%
20-Aug-25	99,759,909.86	1,140.009026	3.42%	3.40%	3.50%	3.53%	5.08%
19-Aug-25	99,750,660.09	1,139.903324	3.42%	3.40%	3.51%	3.53%	5.08%
18-Aug-25	99,741,339.80	1,139.796816	3.42%	3.40%	3.51%	3.53%	5.08%
17-Aug-25	99,732,002.43	1,139.690113	3.42%	3.40%	3.51%	3.53%	5.08%
16-Aug-25	99,722,694.77	1,139.583750	3.42%	3.40%	3.51%	3.53%	5.08%
15-Aug-25	99,713,386.24	1,139.477376	3.42%	3.40%	3.51%	3.53%	5.08%
14-Aug-25	99,704,064.48	1,139.370852	3.42%	3.40%	3.51%	3.53%	5.08%
13-Aug-25	99,695,413.65	1,139.271994	3.43%	3.41%	3.51%	3.53%	5.08%
12-Aug-25	99,686,626.03	1,139.171573	3.44%	3.41%	3.52%	3.54%	5.08%
11-Aug-25	99,677,874.21	1,139.071562	3.45%	3.41%	3.52%	3.54%	5.08%
10-Aug-25	99,669,102.28	1,138.971320	3.45%	3.42%	3.52%	3.54%	5.09%
9-Aug-25	99,660,364.11	1,138.871464	3.46%	3.42%	3.53%	3.54%	5.09%
8-Aug-25	99,651,625.11	1,138.771599	3.47%	3.43%	3.53%	3.55%	5.09%
7-Aug-25	99,642,871.72	1,138.671570	3.48%	3.42%	3.54%	3.55%	5.09%
6-Aug-25	99,634,115.52	1,138.571508	3.49%	3.42%	3.54%	3.55%	5.09%
5-Aug-25	99,625,360.89	1,138.471464	3.49%	3.41%	3.58%	3.55%	5.09%
4-Aug-25	99,616,600.23	1,138.371352	3.50%	3.48%	3.50%	3.56%	5.09%
3-Aug-25	99,607,827.53	1,138.271101	3.51%	3.49%	3.55%	3.56%	5.09%
2-Aug-25	99,599,081.21	1,138.171152	3.52%	3.49%	3.55%	3.56%	5.10%
1-Aug-25	99,590,334.06	1,138.071194	3.53%	3.50%	3.55%	3.56%	5.10%
31-Jul-25	99,581,571.63	1,137.971061	3.53%	3.50%	3.56%	3.56%	5.10%

Fecha	Patrimonio neto del Fondo	Valor Cuota	Rentabilidad				
			30 días	60 días	90 días	180 días	365 días
30-Jul-25	99,568,775.27	1,137.824831	3.49%	3.48%	3.54%	3.56%	5.09%
29-Jul-25	99,559,433.37	1,137.718076	3.49%	3.48%	3.54%	3.56%	5.09%
28-Jul-25	99,550,110.48	1,137.611538	3.49%	3.48%	3.54%	3.56%	5.09%
27-Jul-25	99,540,753.89	1,137.504615	3.49%	3.48%	3.54%	3.56%	5.09%
26-Jul-25	99,531,429.22	1,137.398058	3.49%	3.48%	3.54%	3.56%	5.09%
25-Jul-25	99,522,103.69	1,137.291490	3.49%	3.48%	3.55%	3.56%	5.10%
24-Jul-25	99,512,764.20	1,137.184763	3.50%	3.48%	3.55%	3.56%	5.10%
23-Jul-25	99,503,425.29	1,137.078042	3.50%	3.48%	3.55%	3.57%	5.10%
22-Jul-25	99,494,082.75	1,136.971280	3.50%	3.49%	3.55%	3.57%	5.10%
21-Jul-25	99,484,735.56	1,136.864465	3.50%	3.49%	3.55%	3.57%	5.10%
20-Jul-25	99,475,361.29	1,136.757340	3.50%	3.49%	3.55%	3.57%	5.10%
19-Jul-25	99,466,030.59	1,136.650713	3.50%	3.49%	3.55%	3.57%	5.10%
18-Jul-25	99,456,699.02	1,136.544076	3.50%	3.49%	3.55%	3.57%	5.10%
17-Jul-25	99,447,358.87	1,136.437341	3.50%	3.49%	3.55%	3.57%	5.10%
16-Jul-25	99,438,016.02	1,136.330576	3.50%	3.49%	3.55%	3.57%	5.10%
15-Jul-25	99,428,670.54	1,136.223780	3.50%	3.49%	3.55%	3.57%	5.10%
14-Jul-25	99,419,316.87	1,136.116891	3.50%	3.50%	3.55%	3.58%	5.11%
13-Jul-25	99,409,947.24	1,136.009819	3.50%	3.50%	3.55%	3.58%	5.11%
12-Jul-25	99,400,610.49	1,135.903123	3.50%	3.50%	3.55%	3.58%	5.11%
11-Jul-25	99,391,272.87	1,135.796417	3.50%	3.50%	3.55%	3.58%	5.11%
10-Jul-25	99,381,921.80	1,135.689558	3.50%	3.50%	3.55%	3.58%	5.11%
9-Jul-25	99,372,568.32	1,135.582670	3.48%	3.50%	3.55%	3.58%	5.11%
8-Jul-25	99,363,213.60	1,135.475769	3.47%	3.50%	3.55%	3.58%	5.11%
7-Jul-25	99,353,857.96	1,135.368857	3.45%	3.50%	3.55%	3.58%	5.11%
6-Jul-25	99,344,478.14	1,135.261669	3.58%	3.51%	3.55%	3.58%	5.11%
5-Jul-25	99,335,135.76	1,135.154909	3.58%	3.57%	3.55%	3.59%	5.11%
4-Jul-25	99,325,792.52	1,135.048139	3.58%	3.45%	3.55%	3.59%	5.11%
3-Jul-25	99,316,438.93	1,134.941250	3.58%	3.51%	3.55%	3.59%	5.12%
2-Jul-25	99,307,076.05	1,134.834256	3.58%	3.51%	3.55%	3.59%	5.12%
1-Jul-25	99,297,712.54	1,134.727254	3.59%	3.51%	3.56%	3.59%	5.12%
30-Jun-25	99,288,326.41	1,134.619994	3.59%	3.51%	3.56%	3.59%	5.12%
29-Jun-25	99,278,910.26	1,134.512390	3.58%	3.51%	3.56%	3.59%	5.12%
28-Jun-25	99,269,580.35	1,134.405773	3.58%	3.51%	3.56%	3.59%	5.12%
27-Jun-25	99,260,249.58	1,134.299145	3.59%	3.51%	3.56%	3.60%	5.12%
26-Jun-25	99,250,897.95	1,134.192279	3.59%	3.51%	3.56%	3.60%	5.12%
25-Jun-25	99,241,537.48	1,134.085312	3.59%	3.51%	3.57%	3.60%	5.12%
24-Jun-25	99,232,161.75	1,133.978171	3.59%	3.51%	3.57%	3.60%	5.12%
23-Jun-25	99,222,794.59	1,133.871127	3.59%	3.51%	3.57%	3.60%	5.12%
22-Jun-25	99,213,402.86	1,133.763803	3.59%	3.51%	3.57%	6.65%	5.13%
21-Jun-25	99,204,066.90	1,133.657116	3.60%	3.51%	3.57%	6.65%	5.13%
20-Jun-25	99,194,730.08	1,133.550419	3.60%	3.51%	3.57%	6.65%	5.13%
19-Jun-25	99,185,349.42	1,133.443221	3.60%	3.51%	3.57%	6.65%	5.13%
18-Jun-25	99,176,010.87	1,133.336505	3.60%	3.51%	3.58%	6.66%	5.13%
17-Jun-25	99,166,644.65	1,133.229472	3.61%	3.51%	3.58%	6.66%	5.13%
16-Jun-25	99,157,274.13	1,133.122390	3.61%	3.51%	3.58%	6.66%	5.13%
15-Jun-25	99,147,879.71	1,133.015035	3.61%	3.51%	3.58%	6.66%	5.13%
14-Jun-25	99,138,537.82	1,132.908281	3.61%	3.51%	3.58%	6.66%	5.14%
13-Jun-25	99,129,195.07	1,132.801516	3.61%	3.51%	3.58%	6.66%	5.14%
12-Jun-25	99,119,830.98	1,132.694508	3.62%	3.51%	3.59%	6.67%	5.14%
11-Jun-25	99,110,459.82	1,132.587419	3.62%	3.51%	3.59%	6.67%	5.14%
10-Jun-25	99,101,089.40	1,132.480338	3.62%	3.51%	3.59%	6.67%	5.14%

Fecha	Patrimonio neto del Fondo	Valor Cuota	Rentabilidad				
			30 días	60 días	90 días	180 días	365 días
9-Jun-25	99,093,211.52	1,132.390313	3.64%	3.52%	3.60%	6.67%	5.14%
8-Jun-25	99,085,304.00	1,132.299950	3.66%	3.53%	3.60%	6.68%	5.14%
7-Jun-25	99,077,461.82	1,132.210333	3.68%	3.54%	3.61%	6.68%	5.14%
6-Jun-25	99,057,578.65	1,131.983118	3.67%	3.47%	3.57%	6.66%	5.14%
5-Jun-25	99,048,202.39	1,131.875970	3.43%	3.47%	3.57%	6.66%	5.14%
4-Jun-25	99,038,827.58	1,131.768839	3.55%	3.47%	3.57%	6.66%	5.14%
3-Jun-25	99,029,447.56	1,131.661649	3.55%	3.48%	3.57%	6.67%	5.14%
2-Jun-25	99,020,059.82	1,131.554370	3.55%	3.48%	3.57%	6.67%	5.14%
1-Jun-25	99,010,649.75	1,131.446836	3.55%	3.48%	3.58%	6.67%	5.14%
31-May-25	99,001,295.45	1,131.339940	3.55%	3.48%	3.58%	6.67%	5.14%
30-May-25	98,992,158.60	1,131.235528	3.56%	3.49%	3.58%	6.67%	5.14%
29-May-25	98,982,769.63	1,131.128235	3.56%	3.49%	3.58%	6.67%	5.14%
28-May-25	98,973,213.93	1,131.019037	3.55%	3.49%	3.58%	6.67%	5.15%
27-May-25	98,963,731.37	1,130.910675	3.55%	3.49%	3.58%	6.68%	5.15%
26-May-25	98,954,249.86	1,130.802325	3.55%	3.49%	3.58%	6.68%	5.15%
25-May-25	98,944,732.31	1,130.693563	3.55%	3.49%	3.59%	6.68%	5.15%
24-May-25	98,935,277.96	1,130.585523	3.55%	3.49%	3.59%	6.68%	5.15%
23-May-25	98,925,822.74	1,130.477473	3.55%	3.50%	3.59%	6.68%	5.15%
22-May-25	98,916,333.66	1,130.369037	3.54%	3.50%	3.59%	6.68%	5.15%
21-May-25	98,906,860.46	1,130.260781	3.54%	3.50%	3.59%	6.68%	5.15%
20-May-25	98,897,276.86	1,130.151265	3.54%	3.50%	3.59%	6.68%	5.15%
19-May-25	98,887,789.48	1,130.042847	3.54%	3.50%	3.59%	6.68%	5.15%
18-May-25	98,878,266.67	1,129.934025	3.54%	3.50%	3.59%	6.68%	5.15%
17-May-25	98,868,806.27	1,129.825916	3.53%	3.50%	3.59%	6.68%	5.15%
16-May-25	98,859,345.00	1,129.717797	3.53%	3.50%	3.60%	6.69%	5.15%
15-May-25	98,849,855.42	1,129.609355	3.53%	3.51%	3.60%	6.69%	5.16%
14-May-25	98,840,369.60	1,129.500955	3.53%	3.51%	3.60%	6.69%	5.16%
13-May-25	98,830,876.73	1,129.392475	3.53%	3.51%	3.60%	6.69%	5.16%
12-May-25	98,821,409.51	1,129.284288	3.53%	3.51%	3.60%	6.69%	5.16%
11-May-25	98,811,878.41	1,129.175372	3.52%	3.51%	3.60%	6.69%	5.16%
10-May-25	98,802,411.96	1,129.067193	3.52%	3.51%	3.60%	6.69%	5.16%
9-May-25	98,792,944.64	1,128.959005	3.52%	3.51%	3.60%	6.69%	5.16%
8-May-25	98,783,448.38	1,128.850487	3.52%	3.51%	3.60%	6.70%	5.16%
7-May-25	98,764,494.50	1,128.633891	3.39%	3.46%	3.57%	6.68%	5.15%
6-May-25	98,774,011.74	1,128.742649	3.64%	3.58%	3.65%	6.72%	5.17%
5-May-25	98,755,109.49	1,128.526643	3.52%	3.52%	3.61%	6.70%	5.16%
4-May-25	98,745,821.83	1,128.420508	3.53%	3.52%	3.61%	6.70%	5.17%
3-May-25	98,736,533.30	1,128.314363	3.53%	3.53%	3.61%	6.70%	5.17%
2-May-25	98,727,243.91	1,128.208209	3.53%	3.53%	3.61%	6.71%	5.17%
1-May-25	98,717,936.38	1,128.101846	3.54%	3.53%	3.62%	6.71%	5.17%
30-Apr-25	98,708,172.03	1,127.990264	3.54%	3.53%	3.62%	6.71%	5.17%
29-Apr-25	98,698,737.70	1,127.882453	3.54%	3.53%	3.62%	6.71%	5.17%
28-Apr-25	98,689,503.86	1,127.776933	3.55%	3.53%	3.62%	6.71%	5.17%
27-Apr-25	98,680,150.06	1,127.670042	3.55%	3.54%	3.62%	6.71%	5.17%
26-Apr-25	98,670,855.93	1,127.563833	3.55%	3.54%	3.62%	6.72%	5.17%
25-Apr-25	98,661,560.94	1,127.457615	3.56%	3.54%	3.63%	6.72%	5.17%
24-Apr-25	98,652,239.82	1,127.351097	3.56%	3.54%	3.63%	6.72%	5.17%
23-Apr-25	98,642,908.89	1,127.244468	3.57%	3.55%	3.63%	6.72%	5.17%
22-Apr-25	98,633,574.74	1,127.137802	3.57%	3.55%	3.63%	6.72%	5.17%
21-Apr-25	98,624,223.85	1,127.030944	3.58%	3.55%	3.63%	6.72%	5.17%
20-Apr-25	98,614,871.65	1,126.924072	3.58%	3.55%	3.64%	6.73%	5.17%

Fecha	Patrimonio neto del Fondo	Valor Cuota	Rentabilidad				
			30 días	60 días	90 días	180 días	365 días
19-Apr-25	98,605,571.46	1,126.817793	3.58%	3.56%	3.64%	6.73%	5.17%
18-Apr-25	98,596,270.41	1,126.711505	3.59%	3.56%	3.64%	6.73%	5.17%
17-Apr-25	98,586,968.49	1,126.605207	3.59%	3.56%	3.64%	6.73%	5.17%
16-Apr-25	98,577,640.64	1,126.498613	3.60%	3.56%	3.64%	6.73%	5.18%
15-Apr-25	98,568,294.98	1,126.391815	3.60%	3.57%	3.65%	6.73%	5.18%
14-Apr-25	98,558,962.31	1,126.285166	3.61%	3.57%	3.65%	6.74%	5.18%
13-Apr-25	98,549,610.94	1,126.178303	3.61%	3.57%	3.65%	6.74%	5.18%
12-Apr-25	98,540,304.70	1,126.071956	3.62%	3.57%	3.65%	6.74%	5.18%
11-Apr-25	98,530,997.59	1,125.965598	3.62%	3.58%	3.65%	6.74%	5.18%
10-Apr-25	98,521,680.33	1,125.859125	3.63%	3.58%	3.65%	6.74%	5.18%
9-Apr-25	98,512,385.20	1,125.752905	3.63%	3.58%	3.66%	6.74%	5.18%
8-Apr-25	98,503,077.93	1,125.646546	3.64%	3.59%	3.66%	6.75%	5.18%
7-Apr-25	98,493,878.15	1,125.541415	3.64%	3.59%	3.66%	6.75%	5.18%
6-Apr-25	98,484,291.50	1,125.431863	3.64%	3.59%	3.66%	6.75%	5.19%
5-Apr-25	98,474,670.51	1,125.321919	3.64%	3.59%	3.66%	6.75%	5.19%
4-Apr-25	98,465,048.66	1,125.211965	3.64%	3.59%	3.66%	6.75%	5.19%
3-Apr-25	98,455,422.26	1,125.101959	3.64%	3.59%	3.66%	6.75%	5.19%
2-Apr-25	98,445,794.12	1,124.991934	3.65%	3.59%	3.67%	6.75%	5.19%
1-Apr-25	98,436,178.46	1,124.882050	3.65%	3.59%	3.67%	6.75%	5.19%
31-Mar-25	98,426,551.60	1,124.772039	3.65%	3.59%	3.67%	6.76%	5.19%
30-Mar-25	98,416,912.73	1,124.661891	3.65%	3.59%	3.68%	6.76%	5.19%
29-Mar-25	98,407,283.68	1,124.551854	3.65%	3.60%	3.68%	6.76%	5.19%
28-Mar-25	98,397,653.76	1,124.441808	3.65%	3.60%	3.68%	6.76%	5.19%
27-Mar-25	98,388,016.74	1,124.331681	3.65%	3.60%	3.68%	6.76%	5.19%
26-Mar-25	98,378,380.93	1,124.221568	3.65%	3.60%	3.68%	6.76%	5.19%
25-Mar-25	98,368,744.94	1,124.111452	3.65%	3.60%	9.87%	6.76%	5.19%
24-Mar-25	98,359,104.61	1,124.001287	3.65%	3.60%	9.87%	6.76%	5.19%
23-Mar-25	98,349,462.53	1,123.891102	3.65%	3.60%	9.87%	6.75%	5.20%
22-Mar-25	98,339,827.48	1,123.780997	3.65%	3.60%	9.87%	6.74%	5.20%
21-Mar-25	98,330,191.57	1,123.670882	3.65%	3.60%	9.87%	6.74%	5.20%
20-Mar-25	98,320,538.69	1,123.560574	3.65%	3.60%	9.87%	6.66%	5.19%
19-Mar-25	98,310,897.47	1,123.450398	3.65%	3.60%	9.88%	6.66%	5.19%
18-Mar-25	98,301,254.62	1,123.340205	3.65%	3.60%	9.88%	6.66%	5.20%
17-Mar-25	98,291,607.04	1,123.229957	3.66%	3.60%	9.88%	6.66%	5.20%
16-Mar-25	98,281,954.90	1,123.119656	3.66%	3.60%	9.88%	6.66%	5.20%
15-Mar-25	98,272,313.88	1,123.009483	3.66%	3.60%	9.88%	6.66%	5.20%
14-Mar-25	98,262,672.00	1,122.899301	3.66%	3.60%	9.88%	6.66%	5.20%
13-Mar-25	98,253,026.21	1,122.789073	3.66%	3.61%	9.89%	6.66%	5.20%
12-Mar-25	98,243,378.27	1,122.678821	3.66%	3.61%	9.89%	6.66%	5.20%
11-Mar-25	98,233,729.59	1,122.568560	3.66%	3.61%	9.89%	6.66%	5.20%
10-Mar-25	98,224,076.69	1,122.458252	3.66%	3.61%	9.89%	6.66%	5.20%
9-Mar-25	98,214,420.69	1,122.347908	3.66%	3.61%	9.89%	6.65%	5.20%
8-Mar-25	98,204,773.68	1,122.237666	3.66%	3.61%	9.89%	6.66%	5.20%
7-Mar-25	98,195,125.82	1,122.127415	3.66%	3.61%	9.89%	6.66%	5.20%
6-Mar-25	98,185,472.96	1,122.017107	3.66%	3.61%	9.89%	6.66%	5.20%
5-Mar-25	98,175,819.54	1,121.906792	3.66%	3.61%	9.90%	6.66%	5.20%
4-Mar-25	98,166,164.45	1,121.796458	3.66%	3.61%	9.90%	6.66%	5.21%
3-Mar-25	98,156,504.49	1,121.686069	3.66%	3.61%	9.90%	6.66%	5.21%
2-Mar-25	98,146,842.02	1,121.575650	3.66%	3.61%	9.90%	6.66%	5.21%
1-Mar-25	98,137,189.02	1,121.465341	3.67%	3.61%	9.90%	6.65%	5.21%
28-Feb-25	98,127,535.16	1,121.355021	3.67%	3.61%	9.90%	6.65%	5.21%

Fecha	Patrimonio neto del Fondo	Valor Cuota	Rentabilidad				
			30 días	60 días	90 días	180 días	365 días
27-Feb-25	98,117,882.64	1,121.244716	3.67%	3.63%	9.90%	6.65%	5.21%
26-Feb-25	98,108,236.65	1,121.134487	3.67%	3.63%	9.90%	6.65%	5.21%
25-Feb-25	98,098,584.98	1,121.024192	3.67%	3.63%	9.90%	6.65%	5.21%
24-Feb-25	98,088,931.31	1,120.913874	3.67%	3.63%	9.90%	6.65%	5.21%
23-Feb-25	98,079,269.71	1,120.803466	3.67%	3.63%	9.90%	6.65%	5.21%
22-Feb-25	98,069,620.82	1,120.693203	3.67%	13.05%	9.90%	6.65%	5.21%
21-Feb-25	98,059,971.07	1,120.582930	3.67%	13.05%	9.90%	6.65%	5.21%
20-Feb-25	98,050,327.52	1,120.472728	3.67%	13.05%	9.90%	6.64%	5.21%
19-Feb-25	98,040,669.28	1,120.362359	3.67%	13.05%	9.90%	6.64%	5.22%
18-Feb-25	98,031,009.74	1,120.251974	3.67%	13.05%	9.91%	6.65%	5.22%
17-Feb-25	98,021,340.99	1,120.141484	3.67%	13.05%	9.91%	6.65%	5.22%
16-Feb-25	98,011,669.19	1,120.030959	3.67%	13.06%	9.91%	6.65%	5.22%
15-Feb-25	98,002,018.92	1,119.920681	3.68%	13.06%	9.91%	6.65%	5.22%
14-Feb-25	97,992,367.79	1,119.810392	3.68%	13.06%	9.91%	6.65%	5.22%
13-Feb-25	97,982,704.60	1,119.699966	3.68%	13.06%	9.92%	6.65%	5.22%
12-Feb-25	97,973,032.75	1,119.589440	3.68%	13.07%	9.92%	6.65%	5.22%
11-Feb-25	97,963,364.71	1,119.478959	3.68%	13.07%	9.92%	6.65%	5.22%
10-Feb-25	97,953,690.12	1,119.368402	3.68%	13.07%	9.92%	6.65%	5.22%
9-Feb-25	97,944,012.01	1,119.257805	3.68%	13.07%	9.92%	6.65%	5.22%
8-Feb-25	97,934,355.74	1,119.147458	3.68%	13.07%	9.92%	6.65%	5.22%
7-Feb-25	97,924,698.61	1,119.037101	3.68%	13.07%	9.93%	6.65%	5.22%
6-Feb-25	97,915,028.14	1,118.926591	3.68%	13.08%	9.93%	6.65%	5.22%
5-Feb-25	97,905,352.26	1,118.816020	3.68%	13.08%	9.93%	6.65%	5.22%
4-Feb-25	97,895,680.02	1,118.705490	3.68%	13.08%	9.93%	6.65%	5.22%
3-Feb-25	97,885,999.09	1,118.594861	3.69%	13.08%	9.93%	6.65%	5.23%
2-Feb-25	97,876,296.62	1,118.483986	3.69%	13.08%	9.94%	6.65%	5.23%
1-Feb-25	97,866,634.38	1,118.373570	3.69%	13.08%	9.94%	6.65%	5.23%
31-Jan-25	97,856,971.28	1,118.263145	3.69%	13.08%	9.94%	6.65%	5.23%
30-Jan-25	97,847,231.95	1,118.151848	3.69%	13.09%	9.94%	6.65%	5.23%
29-Jan-25	97,837,555.72	1,118.041273	3.72%	13.09%	9.94%	6.65%	5.22%
28-Jan-25	97,827,940.24	1,117.931392	3.72%	13.09%	9.94%	6.65%	5.23%
27-Jan-25	97,818,261.26	1,117.820785	3.72%	13.09%	9.94%	6.65%	5.23%
26-Jan-25	97,808,557.99	1,117.709901	3.72%	13.10%	9.95%	6.65%	5.23%
25-Jan-25	97,798,882.47	1,117.599333	3.72%	13.09%	9.95%	6.64%	5.23%
24-Jan-25	97,789,206.09	1,117.488756	23.43%	13.09%	9.95%	6.64%	5.23%
23-Jan-25	97,779,519.13	1,117.378058	23.43%	13.09%	9.95%	6.65%	5.23%
22-Jan-25	97,769,825.55	1,117.267285	23.43%	13.09%	9.95%	6.65%	5.23%
21-Jan-25	97,760,121.07	1,117.156387	23.42%	13.09%	9.95%	6.65%	5.23%
20-Jan-25	97,750,441.26	1,117.045770	23.43%	13.09%	9.95%	6.65%	5.23%
19-Jan-25	97,740,735.36	1,116.934856	23.43%	13.09%	9.96%	6.65%	5.23%
18-Jan-25	97,731,053.86	1,116.824220	23.44%	13.09%	9.96%	6.65%	5.23%
17-Jan-25	97,721,371.50	1,116.713575	23.44%	13.10%	9.96%	6.65%	5.23%
16-Jan-25	97,711,673.10	1,116.602746	23.44%	13.10%	9.96%	6.65%	5.23%
15-Jan-25	97,701,972.46	1,116.491892	23.45%	13.10%	9.96%	6.65%	5.23%
14-Jan-25	97,692,278.25	1,116.381111	23.45%	13.10%	9.96%	6.65%	5.23%
13-Jan-25	97,682,576.56	1,116.270245	23.46%	13.11%	9.96%	6.65%	5.23%
12-Jan-25	97,672,864.09	1,116.159255	23.46%	13.11%	9.97%	6.65%	5.23%
11-Jan-25	97,663,176.60	1,116.048551	23.46%	13.11%	9.97%	6.65%	5.23%
10-Jan-25	97,653,488.25	1,115.937837	23.46%	13.11%	9.97%	6.65%	5.23%
9-Jan-25	97,643,788.69	1,115.826995	23.47%	13.11%	9.97%	6.65%	5.23%
8-Jan-25	97,634,082.01	1,115.716072	23.47%	13.12%	9.97%	6.66%	5.23%

Fecha	Patrimonio neto del Fondo	Valor Cuota	Rentabilidad				
			30 días	60 días	90 días	180 días	365 días
7-Jan-25	97,624,372.04	1,115.605111	23.48%	13.12%	9.97%	6.66%	5.23%
6-Jan-25	97,614,647.19	1,115.493980	23.48%	13.12%	9.97%	6.66%	5.23%
5-Jan-25	97,604,954.94	1,115.383221	23.48%	13.12%	9.98%	6.66%	5.23%
4-Jan-25	97,595,261.84	1,115.272453	23.48%	13.13%	9.98%	6.66%	5.23%
3-Jan-25	97,585,567.89	1,115.161675	23.48%	13.13%	9.98%	6.66%	5.24%
2-Jan-25	97,575,886.86	1,115.051045	23.48%	13.13%	9.98%	6.66%	5.24%
1-Jan-25	97,566,169.61	1,114.940001	23.49%	13.13%	9.98%	6.66%	5.24%
31-Dec-24	97,556,473.09	1,114.829194	23.49%	13.14%	9.98%	6.66%	5.24%
30-Dec-24	97,544,346.62	1,114.690618	23.46%	13.12%	9.97%	6.66%	5.24%
29-Dec-24	97,534,614.63	1,114.579406	23.46%	13.12%	9.97%	6.66%	5.22%
28-Dec-24	97,524,925.25	1,114.468680	23.46%	13.12%	9.97%	6.66%	5.22%
27-Dec-24	97,515,235.02	1,114.357945	23.46%	13.13%	9.97%	6.66%	5.21%
26-Dec-24	97,505,528.98	1,114.247029	23.46%	13.13%	9.97%	6.66%	5.21%
25-Dec-24	96,112,110.05	1,098.323697	3.75%	3.71%	3.77%	3.61%	3.72%
24-Dec-24	96,102,340.53	1,098.212055	3.75%	3.71%	3.77%	3.61%	3.71%
23-Dec-24	96,092,561.43	1,098.100304	3.74%	3.71%	3.74%	3.61%	3.71%
22-Dec-24	96,083,636.38	1,097.998313	3.75%	3.72%	3.75%	3.62%	3.71%
21-Dec-24	96,073,864.77	1,097.886648	3.75%	3.72%	3.59%	3.62%	3.71%
20-Dec-24	96,064,092.30	1,097.774973	3.75%	3.72%	3.58%	3.62%	3.70%
19-Dec-24	96,054,300.13	1,097.663072	3.75%	3.72%	3.58%	3.62%	3.70%
18-Dec-24	96,044,514.67	1,097.551249	3.75%	3.72%	3.58%	3.62%	3.70%
17-Dec-24	96,034,728.13	1,097.439413	3.75%	3.72%	3.57%	3.62%	3.70%
16-Dec-24	96,024,916.39	1,097.327289	3.75%	3.72%	3.57%	3.62%	3.69%
15-Dec-24	96,015,114.51	1,097.215278	3.75%	3.72%	3.57%	3.62%	3.69%
14-Dec-24	96,005,336.96	1,097.103544	3.75%	3.72%	3.57%	3.62%	3.69%
13-Dec-24	95,995,558.56	1,096.991801	3.75%	3.72%	3.56%	3.62%	3.69%
12-Dec-24	95,985,758.05	1,096.879806	3.75%	3.72%	3.56%	3.62%	3.68%
11-Dec-24	95,976,367.72	1,096.772498	3.76%	3.72%	3.56%	3.62%	3.68%
10-Dec-24	95,966,569.66	1,096.660530	3.76%	3.72%	3.56%	3.63%	3.68%
9-Dec-24	95,956,763.74	1,096.548473	3.76%	3.72%	3.56%	3.63%	3.68%
8-Dec-24	95,946,955.89	1,096.436393	3.76%	3.72%	3.56%	3.63%	3.68%
7-Dec-24	95,937,298.44	1,096.326032	3.76%	3.72%	3.56%	3.62%	3.68%
6-Dec-24	95,927,640.15	1,096.215662	3.77%	3.72%	3.56%	3.62%	3.68%
5-Dec-24	95,917,967.77	1,096.105131	3.77%	3.72%	3.56%	3.62%	3.67%
4-Dec-24	95,908,294.32	1,095.994587	3.77%	3.73%	3.56%	3.62%	3.67%
3-Dec-24	95,024,412.00	1,095.887579	3.78%	3.73%	3.55%	3.61%	3.67%
2-Dec-24	95,014,687.46	1,095.775429	3.78%	3.73%	3.54%	3.63%	3.67%
1-Dec-24	95,004,957.62	1,095.663218	3.78%	3.73%	3.54%	3.63%	3.67%
30-Nov-24	94,995,247.14	1,095.551230	3.78%	3.73%	3.53%	3.63%	3.67%
29-Nov-24	94,985,538.78	1,095.439266	3.78%	3.73%	3.53%	3.63%	3.67%
28-Nov-24	94,975,818.75	1,095.327168	3.78%	3.73%	3.53%	3.64%	3.66%
27-Nov-24	94,966,480.52	1,095.219473	3.79%	3.73%	3.53%	3.64%	3.66%
26-Nov-24	94,957,141.25	1,095.111766	3.79%	3.72%	3.53%	3.64%	3.66%
25-Nov-24	94,947,792.34	1,095.003948	3.80%	3.72%	3.53%	3.64%	3.66%
24-Nov-24	94,938,434.95	1,094.896032	3.80%	3.72%	3.52%	3.64%	3.66%
23-Nov-24	94,929,105.16	1,094.788435	3.80%	3.72%	3.52%	3.64%	3.66%
22-Nov-24	94,919,774.55	1,094.680827	3.81%	3.68%	3.52%	3.64%	3.66%
21-Nov-24	94,910,432.42	1,094.573088	3.81%	3.68%	3.52%	3.64%	3.66%
20-Nov-24	94,900,704.78	1,094.460902	3.81%	3.44%	3.52%	3.64%	3.66%
19-Nov-24	94,890,937.55	1,094.348259	3.81%	3.44%	3.52%	3.64%	3.65%
18-Nov-24	94,881,074.31	1,094.234509	3.81%	3.43%	3.52%	3.64%	3.65%

Fecha	Patrimonio neto del Fondo	Valor Cuota	Rentabilidad				
			30 días	60 días	90 días	180 días	365 días
17-Nov-24	94,871,353.99	1,094.122408	3.81%	3.42%	3.52%	3.64%	3.65%
16-Nov-24	94,861,635.79	1,094.010331	3.81%	3.42%	3.52%	3.64%	3.65%
15-Nov-24	94,851,916.75	1,093.898244	3.81%	3.41%	3.52%	3.64%	3.65%
14-Nov-24	94,842,314.28	1,093.787502	3.81%	3.41%	3.52%	3.64%	3.65%
13-Nov-24	94,832,583.83	1,093.675283	3.81%	3.41%	3.52%	3.64%	3.64%
12-Nov-24	94,822,850.28	1,093.563029	3.81%	3.40%	3.52%	3.64%	3.64%
11-Nov-24	94,813,107.09	1,093.450664	3.81%	3.40%	3.52%	3.64%	3.64%
10-Nov-24	94,803,348.92	1,093.338126	3.81%	3.39%	3.51%	3.64%	3.64%
9-Nov-24	94,793,624.82	1,093.225981	3.81%	3.39%	3.51%	3.64%	3.64%
8-Nov-24	94,783,899.87	1,093.113826	3.81%	3.39%	3.51%	3.64%	3.64%
7-Nov-24	94,774,162.87	1,093.001532	3.81%	3.39%	3.51%	3.64%	3.64%
6-Nov-24	94,764,420.37	1,092.889175	3.81%	3.39%	3.51%	3.64%	3.64%
5-Nov-24	94,754,666.81	1,092.776690	3.81%	3.39%	3.51%	3.64%	3.64%
4-Nov-24	94,744,894.56	1,092.663990	3.81%	3.39%	3.51%	3.64%	3.64%
3-Nov-24	94,735,165.41	1,092.551787	3.81%	3.39%	3.51%	3.64%	3.64%
2-Nov-24	94,725,435.41	1,092.439573	3.81%	3.38%	3.51%	3.64%	3.64%
1-Nov-24	94,715,704.57	1,092.327351	3.81%	3.36%	3.50%	3.64%	3.64%
31-Oct-24	94,705,960.42	1,092.214974	3.81%	3.35%	3.50%	3.64%	3.64%
30-Oct-24	94,696,280.05	1,092.103334	3.81%	3.35%	3.50%	3.64%	3.63%
29-Oct-24	94,686,607.97	1,091.991788	3.80%	3.34%	3.49%	3.65%	3.63%
28-Oct-24	94,676,934.22	1,091.880224	3.79%	3.34%	3.48%	3.64%	3.63%
27-Oct-24	94,667,211.72	1,091.768097	3.78%	3.33%	3.48%	3.65%	3.63%
26-Oct-24	94,657,553.46	1,091.656712	3.77%	3.33%	3.48%	3.65%	3.63%
25-Oct-24	94,647,894.36	1,091.545316	3.76%	3.33%	3.48%	3.64%	3.63%
24-Oct-24	94,638,241.32	1,091.433991	3.69%	3.32%	3.48%	3.64%	3.63%
23-Oct-24	94,628,539.25	1,091.322100	3.68%	3.32%	3.48%	3.64%	3.63%
22-Oct-24	94,618,874.75	1,091.210642	3.20%	3.32%	3.48%	3.64%	3.63%
21-Oct-24	94,609,251.91	1,091.099665	3.19%	3.31%	3.48%	3.65%	3.63%
20-Oct-24	94,599,559.81	1,090.987888	3.18%	3.31%	3.48%	3.65%	3.63%
19-Oct-24	94,589,895.98	1,090.876438	3.17%	3.31%	3.48%	3.63%	3.63%
18-Oct-24	94,580,231.31	1,090.764979	3.16%	3.31%	3.48%	3.63%	3.63%
17-Oct-24	94,570,534.76	1,090.653151	3.15%	3.31%	3.48%	3.63%	3.63%
16-Oct-24	94,560,863.69	1,090.541618	3.14%	3.31%	3.48%	3.63%	3.61%
15-Oct-24	94,551,175.96	1,090.429892	3.14%	3.31%	3.48%	3.63%	3.61%
14-Oct-24	94,541,468.43	1,090.317938	3.13%	3.31%	3.48%	3.63%	3.61%
13-Oct-24	94,531,767.31	1,090.206058	3.12%	3.31%	3.48%	3.64%	3.61%
12-Oct-24	94,522,097.58	1,090.094540	3.11%	3.31%	3.48%	3.64%	3.61%
11-Oct-24	94,512,427.02	1,089.983013	3.10%	3.30%	3.48%	3.64%	3.62%
10-Oct-24	94,502,743.69	1,089.871338	3.10%	3.30%	3.48%	3.64%	3.62%
9-Oct-24	94,493,060.73	1,089.759667	3.10%	3.30%	3.48%	3.64%	3.62%
8-Oct-24	94,483,374.57	1,089.647960	3.10%	3.30%	3.48%	3.64%	3.62%
7-Oct-24	94,473,679.13	1,089.536145	3.10%	3.30%	3.48%	3.64%	3.62%
6-Oct-24	94,463,978.35	1,089.424269	3.10%	3.30%	3.48%	3.64%	3.62%
5-Oct-24	94,454,303.10	1,089.312687	3.10%	3.29%	3.48%	3.64%	3.63%
4-Oct-24	94,444,627.01	1,089.201096	3.08%	3.29%	3.48%	3.64%	3.63%
3-Oct-24	94,434,929.25	1,089.089254	3.03%	3.29%	3.48%	3.64%	3.63%
2-Oct-24	94,425,273.99	1,088.977903	3.03%	3.29%	3.48%	3.64%	3.63%
1-Oct-24	94,415,585.85	1,088.866173	3.02%	3.29%	3.48%	3.64%	3.63%
30-Sep-24	94,405,898.30	1,088.754449	3.01%	3.28%	3.48%	3.64%	3.63%
29-Sep-24	94,397,094.58	1,088.652919	3.01%	3.28%	3.49%	3.64%	3.64%
28-Sep-24	94,388,163.99	1,088.549925	3.01%	3.28%	3.49%	3.64%	3.63%

Fecha	Patrimonio neto del Fondo	Valor Cuota	Rentabilidad				
			30 días	60 días	90 días	180 días	365 días
27-Sep-24	94,379,232.59	1,088.446922	3.01%	3.27%	3.49%	3.65%	3.63%
26-Sep-24	94,370,299.69	1,088.343901	3.02%	3.28%	3.50%	3.65%	3.64%
25-Sep-24	94,361,305.46	1,088.240174	3.02%	3.28%	3.50%	3.65%	3.64%
24-Sep-24	94,357,114.34	1,088.191839	3.08%	3.32%	3.53%	3.66%	3.65%
23-Sep-24	94,348,030.69	1,088.087080	3.08%	3.32%	3.53%	3.67%	3.65%
22-Sep-24	94,374,061.38	1,088.387284	3.56%	3.56%	3.69%	3.75%	3.69%
21-Sep-24	94,365,316.52	1,088.286432	3.56%	3.56%	3.69%	3.75%	3.69%
20-Sep-24	94,356,570.86	1,088.185571	3.57%	3.57%	3.70%	3.75%	3.69%
19-Sep-24	94,347,786.31	1,088.084261	3.58%	3.58%	3.71%	3.75%	3.70%
18-Sep-24	94,338,972.58	1,087.982615	3.59%	3.58%	3.71%	3.76%	3.70%
17-Sep-24	94,329,942.60	1,087.878475	3.60%	3.59%	3.71%	3.76%	3.70%
16-Sep-24	94,320,904.87	1,087.774246	3.61%	3.59%	3.72%	3.76%	3.70%
15-Sep-24	94,311,435.75	1,087.665042	3.61%	3.59%	3.72%	3.75%	3.71%
14-Sep-24	94,302,474.60	1,087.561695	3.62%	3.60%	3.73%	3.75%	3.71%
13-Sep-24	94,293,512.65	1,087.458340	3.62%	3.60%	3.73%	3.76%	3.71%
12-Sep-24	94,284,496.33	1,087.354357	3.63%	3.60%	3.73%	3.76%	3.71%
11-Sep-24	94,275,491.23	1,087.250504	3.63%	3.61%	3.74%	3.76%	3.71%
10-Sep-24	94,265,863.01	1,087.139465	3.63%	3.61%	3.74%	3.76%	3.71%
9-Sep-24	94,256,229.86	1,087.028369	3.63%	3.61%	3.73%	3.76%	3.73%
8-Sep-24	94,246,565.85	1,086.916917	3.63%	3.61%	3.73%	3.76%	3.73%
7-Sep-24	94,237,006.57	1,086.806672	3.62%	3.61%	3.72%	3.76%	3.73%
6-Sep-24	94,227,446.44	1,086.696418	3.62%	3.61%	3.72%	3.76%	3.73%
5-Sep-24	94,217,916.70	1,086.586515	3.62%	3.61%	3.71%	3.76%	3.73%
4-Sep-24	94,209,628.21	1,086.490926	3.64%	3.62%	3.75%	3.77%	3.74%
3-Sep-24	89,362,211.14	1,086.417817	3.68%	3.64%	3.77%	3.78%	3.74%
2-Sep-24	89,353,650.31	1,086.313739	3.68%	3.65%	3.77%	3.78%	3.74%
1-Sep-24	89,345,084.41	1,086.209600	3.68%	3.65%	3.78%	3.78%	3.74%
31-Aug-24	89,336,528.86	1,086.105586	3.68%	3.66%	3.78%	3.78%	3.75%
30-Aug-24	89,327,969.71	1,086.001528	3.67%	3.66%	3.79%	3.78%	3.75%
29-Aug-24	89,319,405.27	1,085.897406	3.65%	3.67%	3.79%	3.79%	3.75%
28-Aug-24	89,310,841.16	1,085.793289	3.66%	3.67%	3.79%	3.79%	3.75%
27-Aug-24	89,302,276.05	1,085.689159	3.67%	3.67%	3.79%	3.79%	3.75%
26-Aug-24	89,293,707.94	1,085.584992	3.67%	3.68%	3.79%	3.79%	3.75%
25-Aug-24	89,285,342.55	1,085.483290	3.68%	3.68%	3.79%	3.80%	3.76%
24-Aug-24	89,276,421.81	1,085.374837	3.69%	3.69%	3.80%	3.80%	3.76%
23-Aug-24	89,267,500.30	1,085.266374	3.69%	3.69%	3.80%	3.80%	3.76%
22-Aug-24	89,258,603.43	1,085.158210	3.69%	3.69%	3.80%	3.80%	3.76%
21-Aug-24	89,249,583.33	1,085.048549	3.69%	3.70%	3.80%	3.80%	3.76%
20-Aug-24	89,240,562.56	1,084.938879	3.70%	3.70%	3.80%	3.80%	3.76%
19-Aug-24	89,231,596.27	1,084.829872	3.70%	3.70%	3.80%	3.80%	3.76%
18-Aug-24	89,222,563.34	1,084.720054	3.70%	3.70%	3.80%	3.80%	3.76%
17-Aug-24	89,213,544.51	1,084.610408	3.70%	3.71%	3.80%	3.80%	3.77%
16-Aug-24	89,204,524.90	1,084.500753	3.70%	3.71%	3.80%	3.80%	3.77%
15-Aug-24	89,195,504.50	1,084.391087	3.70%	3.71%	3.80%	3.80%	3.77%
14-Aug-24	89,186,471.20	1,084.281265	3.71%	3.72%	3.80%	3.81%	3.77%
13-Aug-24	89,177,687.93	1,084.174483	3.71%	3.72%	3.81%	3.81%	3.77%
12-Aug-24	89,168,685.60	1,084.065038	3.71%	3.72%	3.81%	3.81%	3.77%
11-Aug-24	89,159,674.73	1,083.955488	3.71%	3.73%	3.81%	3.81%	3.77%
10-Aug-24	89,150,676.85	1,083.846097	3.72%	3.73%	3.81%	3.81%	3.77%
9-Aug-24	89,141,678.18	1,083.736696	3.72%	3.72%	3.81%	3.80%	3.78%
8-Aug-24	89,133,181.44	1,083.633397	3.73%	3.72%	3.82%	3.81%	3.78%

Fecha	Patrimonio neto del Fondo	Valor Cuota	Rentabilidad				
			30 días	60 días	90 días	180 días	365 días
7-Aug-24	89,124,179.81	1,083.523960	3.74%	3.71%	3.82%	3.81%	3.78%
6-Aug-24	89,115,178.67	1,083.414529	3.74%	3.70%	3.82%	3.81%	3.78%
5-Aug-24	89,106,177.50	1,083.305098	3.73%	3.69%	3.82%	3.81%	3.78%
4-Aug-24	89,097,171.35	1,083.195606	3.73%	3.75%	3.82%	3.81%	3.78%
3-Aug-24	89,088,748.96	1,083.093211	3.75%	3.76%	3.83%	3.82%	3.79%
2-Aug-24	89,080,325.81	1,082.990807	3.76%	3.76%	3.83%	3.82%	3.79%
1-Aug-24	89,071,883.91	1,082.888175	3.77%	3.77%	3.84%	3.82%	3.79%
31-Jul-24	89,063,461.58	1,082.785780	3.78%	3.78%	3.84%	3.82%	3.79%
30-Jul-24	89,056,499.15	1,082.701135	3.82%	3.79%	3.85%	3.83%	3.80%
29-Jul-24	89,047,508.51	1,082.591832	3.81%	3.80%	3.85%	3.83%	3.80%
28-Jul-24	89,038,413.38	1,082.481258	3.81%	3.78%	3.85%	3.83%	3.80%
27-Jul-24	89,029,325.14	1,082.370768	3.81%	3.78%	3.85%	3.82%	3.80%
26-Jul-24	89,020,236.10	1,082.260268	3.82%	3.78%	3.85%	3.82%	3.80%
25-Jul-24	89,011,142.25	1,082.149710	3.82%	3.78%	3.85%	3.82%	3.80%
24-Jul-24	89,002,047.11	1,082.039136	3.82%	3.79%	3.85%	3.82%	3.81%
23-Jul-24	88,992,950.95	1,081.928550	3.83%	3.79%	3.85%	3.82%	3.81%
22-Jul-24	88,983,851.17	1,081.817920	3.83%	3.79%	3.83%	3.82%	3.81%
21-Jul-24	88,974,749.70	1,081.707269	3.84%	3.79%	3.83%	3.82%	3.81%
20-Jul-24	88,965,656.98	1,081.596725	3.84%	3.79%	3.83%	3.82%	3.81%
19-Jul-24	88,956,563.46	1,081.486170	3.84%	3.79%	3.83%	3.82%	3.81%
18-Jul-24	88,947,465.75	1,081.375565	3.85%	3.79%	3.83%	3.82%	3.81%
17-Jul-24	88,938,366.20	1,081.264938	3.85%	3.79%	3.83%	3.82%	3.82%
16-Jul-24	88,929,282.13	1,081.154499	3.86%	3.79%	3.83%	3.82%	3.82%
15-Jul-24	88,920,171.59	1,081.043738	3.86%	3.79%	3.83%	3.82%	3.82%
14-Jul-24	88,911,068.24	1,080.933064	3.86%	3.79%	3.83%	3.82%	3.82%
13-Jul-24	88,901,970.14	1,080.822454	3.87%	3.79%	3.83%	3.82%	3.82%
12-Jul-24	88,892,871.25	1,080.711835	3.87%	3.79%	3.83%	3.82%	3.82%
11-Jul-24	88,883,754.40	1,080.600997	3.85%	3.79%	3.83%	3.82%	3.83%
10-Jul-24	88,874,636.32	1,080.490144	3.84%	3.79%	3.83%	3.82%	3.83%
9-Jul-24	88,864,961.12	1,080.372518	3.81%	3.79%	3.83%	3.82%	3.83%
8-Jul-24	88,855,898.54	1,080.262340	3.79%	3.79%	3.83%	3.82%	3.83%
7-Jul-24	88,846,941.25	1,080.153442	3.78%	3.80%	3.84%	3.82%	3.83%
6-Jul-24	88,838,307.89	1,080.048483	3.90%	3.80%	3.84%	3.82%	3.83%
5-Jul-24	88,829,061.24	1,079.936067	3.90%	3.80%	3.84%	3.82%	3.84%
4-Jul-24	88,819,815.41	1,079.823661	3.90%	3.80%	3.84%	3.82%	3.84%
3-Jul-24	88,810,563.79	1,079.711185	3.90%	3.80%	3.84%	3.83%	3.84%
2-Jul-24	88,801,307.51	1,079.598652	3.90%	3.81%	3.84%	3.83%	3.84%
1-Jul-24	88,792,015.10	1,079.485680	3.90%	3.81%	3.84%	3.83%	3.84%
30-Jun-24	88,782,625.39	1,079.371525	3.90%	3.80%	3.84%	3.83%	3.84%
29-Jun-24	88,774,156.84	1,079.268569	3.89%	3.81%	3.84%	3.83%	3.84%
28-Jun-24	88,765,399.56	1,079.162102	3.89%	3.81%	3.85%	3.83%	3.85%
27-Jun-24	88,756,052.79	1,079.048469	3.89%	3.80%	3.85%	3.83%	3.85%
26-Jun-24	88,746,705.88	1,078.934835	3.88%	3.80%	3.85%	3.80%	3.85%
25-Jun-24	88,737,358.69	1,078.821196	3.88%	3.80%	3.85%	3.79%	3.85%
24-Jun-24	88,728,007.21	1,078.707506	3.88%	3.80%	3.85%	3.78%	3.85%
23-Jun-24	88,718,653.66	1,078.593791	3.87%	3.80%	3.85%	3.78%	3.85%
22-Jun-24	88,709,306.19	1,078.480149	3.87%	3.80%	3.85%	3.77%	3.85%
21-Jun-24	88,699,957.91	1,078.366498	3.87%	3.76%	3.84%	3.77%	3.86%
20-Jun-24	88,690,606.40	1,078.252807	3.87%	3.76%	3.84%	3.76%	3.86%
19-Jun-24	88,681,253.64	1,078.139101	3.87%	3.76%	3.84%	3.75%	3.86%
18-Jun-24	88,671,898.78	1,078.025370	3.86%	3.76%	3.83%	3.75%	3.86%

Fecha	Patrimonio neto del Fondo	Valor Cuota	Rentabilidad				
			30 días	60 días	90 días	180 días	365 días
17-Jun-24	88,662,541.85	1,077.911613	3.86%	3.75%	3.83%	3.74%	3.86%
16-Jun-24	88,653,182.94	1,077.797833	3.85%	3.75%	3.83%	3.74%	3.86%
15-Jun-24	88,643,829.86	1,077.684123	3.85%	3.75%	3.83%	3.73%	3.86%
14-Jun-24	88,634,475.98	1,077.570404	3.85%	3.75%	3.83%	3.72%	3.86%
13-Jun-24	88,625,123.72	1,077.456704	3.85%	3.75%	3.83%	3.72%	3.87%
12-Jun-24	88,615,765.07	1,077.342926	3.84%	3.75%	3.83%	3.71%	3.87%
11-Jun-24	88,607,910.02	1,077.247429	3.86%	3.76%	3.83%	3.71%	3.86%
10-Jun-24	88,600,052.55	1,077.151902	3.89%	3.77%	3.84%	3.71%	3.85%
9-Jun-24	88,592,191.76	1,077.056335	3.91%	3.78%	3.84%	3.71%	3.84%
8-Jun-24	88,584,341.09	1,076.960891	3.93%	3.79%	3.85%	3.70%	3.82%
7-Jun-24	88,576,489.70	1,076.865438	3.95%	3.80%	3.86%	3.70%	3.81%
6-Jun-24	88,559,655.46	1,076.660776	3.84%	3.74%	3.82%	3.68%	3.79%
5-Jun-24	88,550,370.24	1,076.547891	3.84%	3.74%	3.83%	3.68%	3.85%
4-Jun-24	88,541,082.92	1,076.434981	3.84%	3.74%	3.83%	3.67%	3.85%
3-Jun-24	88,531,788.53	1,076.321985	3.84%	3.74%	3.83%	3.67%	3.85%
2-Jun-24	88,522,491.20	1,076.208953	3.84%	3.74%	3.83%	3.67%	3.85%
1-Jun-24	88,513,208.27	1,076.096096	3.83%	3.74%	3.83%	3.66%	3.85%
31-May-24	88,503,924.55	1,075.983229	3.83%	3.74%	3.83%	3.66%	3.86%
30-May-24	88,496,372.01	1,075.891410	3.86%	3.76%	3.84%	3.66%	3.86%
29-May-24	88,487,324.36	1,075.781413	3.85%	3.76%	3.84%	3.66%	3.86%
28-May-24	88,478,269.61	1,075.671330	3.85%	3.76%	3.84%	3.66%	3.86%
27-May-24	88,469,213.34	1,075.561229	3.85%	3.76%	3.84%	3.65%	3.86%
26-May-24	88,460,104.45	1,075.450488	3.85%	3.76%	3.84%	3.65%	3.87%
25-May-24	88,451,007.11	1,075.339888	3.85%	3.77%	3.84%	3.64%	3.87%
24-May-24	88,441,908.98	1,075.229277	3.85%	3.77%	3.84%	3.64%	3.87%
23-May-24	88,432,832.32	1,075.118928	3.78%	3.77%	3.84%	3.64%	3.87%
22-May-24	88,423,647.61	1,075.007265	3.78%	3.77%	3.84%	3.64%	3.87%
21-May-24	88,414,460.09	1,074.895568	3.78%	3.77%	3.85%	3.63%	3.87%
20-May-24	88,405,270.16	1,074.783842	3.78%	3.77%	3.85%	3.63%	3.88%
19-May-24	88,396,080.39	1,074.672118	3.78%	3.77%	3.85%	3.63%	3.88%
18-May-24	88,387,130.93	1,074.563315	3.78%	3.75%	3.85%	3.62%	3.88%
17-May-24	88,378,180.68	1,074.454503	3.79%	3.75%	3.85%	3.62%	3.88%
16-May-24	88,369,025.93	1,074.343204	3.79%	3.75%	3.85%	3.61%	3.88%
15-May-24	88,359,840.38	1,074.231531	3.78%	3.75%	3.85%	3.61%	3.88%
14-May-24	88,350,651.97	1,074.119824	3.78%	3.75%	3.85%	3.61%	3.89%
13-May-24	88,341,448.70	1,074.007935	3.78%	3.75%	3.85%	3.61%	3.89%
12-May-24	88,332,162.72	1,073.895041	3.78%	3.75%	3.84%	3.60%	3.89%
11-May-24	88,322,890.71	1,073.782317	3.78%	3.75%	3.84%	3.58%	3.89%
10-May-24	88,313,617.90	1,073.669583	3.78%	3.75%	3.84%	3.58%	3.89%
9-May-24	88,304,337.05	1,073.556752	3.78%	3.75%	3.84%	3.58%	3.89%
8-May-24	88,295,056.36	1,073.443922	3.78%	3.75%	3.84%	3.58%	3.89%
7-May-24	88,285,773.78	1,073.331069	3.78%	3.75%	3.84%	3.58%	3.90%
6-May-24	88,276,464.08	1,073.217887	3.78%	3.75%	3.85%	3.58%	3.90%
5-May-24	88,267,145.70	1,073.104599	3.78%	3.75%	3.85%	3.58%	3.90%
4-May-24	88,257,847.80	1,072.991560	3.78%	3.75%	3.85%	3.58%	3.90%
3-May-24	88,248,549.09	1,072.878512	3.78%	3.75%	3.85%	3.58%	3.90%
2-May-24	84,739,510.72	1,072.774249	3.79%	3.76%	3.85%	3.58%	3.90%
1-May-24	84,730,532.94	1,072.660593	3.79%	3.76%	3.85%	3.58%	3.90%
30-Apr-24	84,721,547.98	1,072.546847	3.78%	3.76%	3.86%	3.58%	3.91%
29-Apr-24	84,713,815.41	1,072.448955	3.80%	3.77%	3.84%	3.58%	3.91%
28-Apr-24	84,705,046.49	1,072.337943	3.80%	3.77%	3.84%	3.58%	3.91%

Fecha	Patrimonio neto del Fondo	Valor Cuota	Rentabilidad				
			30 días	60 días	90 días	180 días	365 días
27-Apr-24	84,696,276.81	1,072.226922	3.81%	3.77%	3.84%	3.57%	3.91%
26-Apr-24	84,687,506.36	1,072.115891	3.81%	3.77%	3.84%	3.56%	3.91%
25-Apr-24	84,678,715.03	1,072.004596	3.81%	3.77%	3.84%	3.56%	3.92%
24-Apr-24	84,669,814.73	1,071.891921	3.81%	3.77%	3.84%	3.56%	3.92%
23-Apr-24	69,660,377.53	1,071.846525	3.89%	3.81%	3.86%	3.57%	3.92%
22-Apr-24	69,653,113.21	1,071.734751	3.89%	3.81%	3.86%	3.57%	3.93%
21-Apr-24	69,645,848.29	1,071.622968	3.89%	3.81%	3.86%	3.57%	3.93%
20-Apr-24	69,638,598.83	1,071.511422	3.89%	3.81%	3.85%	3.57%	3.93%
19-Apr-24	69,631,348.75	1,071.399867	3.84%	3.81%	3.85%	3.57%	3.93%
18-Apr-24	69,624,088.34	1,071.288153	3.84%	3.81%	3.85%	3.57%	3.93%
17-Apr-24	69,616,829.43	1,071.176462	3.85%	3.81%	3.85%	3.57%	3.93%
16-Apr-24	69,609,659.23	1,071.066136	3.85%	3.82%	3.85%	3.57%	3.94%
15-Apr-24	69,602,541.85	1,070.956622	3.85%	3.82%	3.85%	3.58%	3.94%
14-Apr-24	69,595,424.82	1,070.847115	3.86%	3.82%	3.85%	3.58%	3.94%
13-Apr-24	69,588,181.77	1,070.735668	3.86%	3.82%	3.85%	3.53%	3.94%
12-Apr-24	69,580,938.13	1,070.624212	3.85%	3.82%	3.85%	3.53%	3.94%
11-Apr-24	69,573,688.68	1,070.512666	3.85%	3.80%	3.85%	3.54%	3.94%
10-Apr-24	69,566,388.24	1,070.400336	3.85%	3.80%	3.85%	3.54%	3.95%
9-Apr-24	69,559,164.37	1,070.289184	3.85%	3.81%	3.85%	3.54%	3.95%
8-Apr-24	69,551,852.51	1,070.176678	3.85%	3.81%	3.85%	3.55%	3.95%
7-Apr-24	69,544,539.57	1,070.064156	3.85%	3.81%	3.85%	3.55%	3.95%
6-Apr-24	69,537,244.57	1,069.951910	3.86%	3.81%	3.85%	3.55%	3.95%
5-Apr-24	69,529,948.94	1,069.839654	3.86%	3.81%	3.86%	3.55%	3.95%
4-Apr-24	69,522,644.35	1,069.727260	3.86%	3.81%	3.86%	3.56%	3.95%
3-Apr-24	69,515,330.00	1,069.614716	3.86%	3.82%	3.86%	3.56%	3.96%
2-Apr-24	69,508,007.81	1,069.502051	3.86%	3.82%	3.86%	3.56%	3.96%
1-Apr-24	69,500,665.41	1,069.389076	3.86%	3.82%	3.86%	3.57%	3.96%
31-Mar-24	69,493,432.86	1,069.277790	3.87%	3.82%	3.86%	3.57%	3.96%
30-Mar-24	69,486,086.97	1,069.164761	3.87%	3.82%	3.86%	3.57%	3.96%
29-Mar-24	69,478,743.83	1,069.051774	3.87%	3.79%	3.79%	3.57%	3.96%
28-Mar-24	69,471,400.05	1,068.938777	3.87%	3.79%	3.78%	3.58%	3.97%
27-Mar-24	69,464,047.11	1,068.825639	3.87%	3.79%	3.77%	3.58%	3.97%
26-Mar-24	69,456,732.98	1,068.713098	3.86%	3.79%	3.75%	3.57%	3.97%
25-Mar-24	69,449,692.59	1,068.604770	3.87%	3.79%	3.74%	3.57%	3.97%
24-Mar-24	69,442,441.68	1,068.493202	3.87%	3.79%	3.73%	3.57%	3.97%
23-Mar-24	69,435,206.53	1,068.381876	3.87%	3.79%	3.72%	3.58%	3.97%
22-Mar-24	69,427,970.75	1,068.270541	3.87%	3.79%	3.71%	3.58%	3.98%
21-Mar-24	69,420,738.00	1,068.159253	3.87%	3.77%	3.70%	3.58%	3.98%
20-Mar-24	59,486,976.46	1,068.084684	3.92%	3.80%	3.70%	3.59%	3.98%
19-Mar-24	59,480,708.87	1,067.972150	3.92%	3.79%	3.69%	3.59%	3.98%
18-Mar-24	59,474,438.18	1,067.859560	3.92%	3.79%	3.68%	3.60%	3.99%
17-Mar-24	59,468,160.53	1,067.746845	3.92%	3.79%	3.66%	3.60%	3.99%
16-Mar-24	59,461,889.12	1,067.634242	3.92%	3.79%	3.65%	3.60%	3.99%
15-Mar-24	59,455,617.17	1,067.521630	3.92%	3.79%	3.64%	3.60%	3.99%
14-Mar-24	59,449,341.85	1,067.408957	3.92%	3.78%	3.63%	3.61%	3.99%
13-Mar-24	56,944,130.03	1,067.308868	3.89%	3.79%	3.62%	3.61%	3.99%
12-Mar-24	56,938,125.81	1,067.196330	3.89%	3.79%	3.61%	3.61%	4.00%
11-Mar-24	56,932,098.36	1,067.083357	3.90%	3.79%	3.60%	3.61%	4.00%
10-Mar-24	56,926,060.61	1,066.970191	3.90%	3.78%	3.59%	3.62%	4.00%
9-Mar-24	56,920,006.66	1,066.856721	3.90%	3.79%	3.58%	3.62%	4.00%
8-Mar-24	56,913,952.18	1,066.743242	3.90%	3.78%	3.58%	3.61%	4.00%

Fecha	Patrimonio neto del Fondo	Valor Cuota	Rentabilidad				
			30 días	60 días	90 días	180 días	365 días
7-Mar-24	56,907,893.09	1,066.629676	3.90%	3.79%	3.57%	3.65%	4.00%
6-Mar-24	56,901,834.34	1,066.516116	3.90%	3.79%	3.56%	3.65%	4.00%
5-Mar-24	56,895,775.03	1,066.402546	3.91%	3.79%	3.55%	3.65%	4.01%
4-Mar-24	56,889,714.39	1,066.288951	3.91%	3.79%	3.55%	3.65%	4.01%
3-Mar-24	56,883,648.97	1,066.175266	3.91%	3.79%	3.54%	3.65%	4.01%
2-Mar-24	56,877,591.54	1,066.061731	3.91%	3.79%	3.53%	3.65%	4.01%
1-Mar-24	56,871,533.58	1,065.948186	3.91%	3.79%	3.53%	3.65%	4.01%
29-Feb-24	56,865,471.27	1,065.834560	3.92%	3.79%	3.52%	3.66%	4.01%
28-Feb-24	56,859,484.07	1,065.722341	3.92%	3.79%	3.51%	3.66%	4.02%
27-Feb-24	56,853,533.41	1,065.610807	3.92%	3.69%	3.49%	3.66%	4.02%
26-Feb-24	56,847,589.41	1,065.499399	3.93%	3.67%	3.49%	3.66%	4.02%
25-Feb-24	56,841,639.50	1,065.387879	3.93%	3.65%	3.48%	3.66%	4.02%
24-Feb-24	56,835,694.46	1,065.276450	3.93%	3.63%	3.48%	3.66%	4.02%
23-Feb-24	56,829,748.90	1,065.165012	3.93%	3.61%	3.47%	3.66%	4.02%
22-Feb-24	56,823,798.87	1,065.053490	3.93%	3.60%	3.46%	3.67%	4.02%
21-Feb-24	56,817,848.36	1,064.941959	3.93%	3.58%	3.46%	3.67%	4.03%
20-Feb-24	56,811,855.87	1,064.829642	3.93%	3.56%	3.45%	3.67%	4.03%
19-Feb-24	56,805,860.72	1,064.717274	3.93%	3.54%	3.45%	3.67%	4.03%
18-Feb-24	56,799,926.25	1,064.606044	3.93%	3.53%	3.43%	3.67%	4.03%
17-Feb-24	56,793,935.90	1,064.493766	3.93%	3.51%	3.42%	3.67%	4.03%
16-Feb-24	56,787,945.03	1,064.381479	3.93%	3.49%	3.42%	3.67%	4.03%
15-Feb-24	56,781,950.31	1,064.269119	3.93%	3.47%	3.41%	3.68%	4.04%
14-Feb-24	56,775,937.60	1,064.156422	3.93%	3.46%	3.41%	3.68%	4.04%
13-Feb-24	56,769,968.75	1,064.044548	3.93%	3.44%	3.40%	3.68%	4.04%
12-Feb-24	52,188,522.87	1,063.964504	4.02%	3.44%	3.37%	3.69%	4.04%
11-Feb-24	52,182,927.22	1,063.850425	4.03%	3.42%	3.37%	3.69%	4.05%
10-Feb-24	52,177,337.63	1,063.736471	4.03%	3.40%	3.37%	3.69%	4.05%
9-Feb-24	52,171,747.56	1,063.622506	4.03%	3.39%	3.37%	3.69%	4.05%
8-Feb-24	52,166,153.34	1,063.508457	4.04%	3.37%	3.36%	3.69%	4.05%
7-Feb-24	52,160,518.47	1,063.393580	4.04%	3.36%	3.36%	3.69%	4.05%
6-Feb-24	52,154,883.04	1,063.278690	4.04%	3.34%	3.36%	3.70%	4.05%
5-Feb-24	52,149,251.32	1,063.163877	4.04%	3.33%	3.36%	3.70%	4.05%
4-Feb-24	52,143,594.57	1,063.048553	4.03%	3.32%	3.35%	3.70%	4.05%
3-Feb-24	52,137,968.73	1,062.933859	4.03%	3.31%	3.35%	3.70%	4.06%
2-Feb-24	52,132,342.41	1,062.819156	4.04%	3.30%	3.35%	3.70%	4.06%
1-Feb-24	52,126,705.63	1,062.704239	4.04%	3.29%	3.35%	3.70%	4.06%
31-Jan-24	52,121,067.83	1,062.589302	3.68%	3.27%	3.35%	3.70%	4.06%
30-Jan-24	51,018,373.92	1,062.528614	3.87%	3.30%	3.36%	3.72%	4.07%
29-Jan-24	51,013,114.48	1,062.419079	3.87%	3.29%	3.34%	3.72%	4.07%
28-Jan-24	51,007,857.79	1,062.309601	3.87%	3.28%	3.32%	3.72%	4.07%
27-Jan-24	51,002,600.63	1,062.200113	3.87%	3.25%	3.32%	3.72%	4.07%
26-Jan-24	50,997,343.00	1,062.090616	3.87%	3.24%	3.32%	3.72%	4.07%
25-Jan-24	50,992,082.26	1,061.981053	3.87%	3.24%	3.32%	3.73%	4.08%
24-Jan-24	50,986,821.13	1,061.871483	3.88%	3.23%	3.32%	3.73%	4.08%
23-Jan-24	50,981,559.09	1,061.761894	3.88%	3.22%	3.32%	3.73%	4.08%
22-Jan-24	47,775,342.18	1,061.674271	3.91%	3.23%	3.33%	3.74%	4.08%
21-Jan-24	47,770,401.71	1,061.564482	3.92%	3.22%	3.33%	3.74%	4.09%
20-Jan-24	47,765,513.42	1,061.455854	3.92%	3.21%	3.33%	3.75%	4.09%
19-Jan-24	47,760,624.68	1,061.347215	3.93%	3.20%	3.33%	3.75%	4.09%
18-Jan-24	47,755,622.33	1,061.236052	3.93%	3.18%	3.34%	3.75%	4.09%
17-Jan-24	47,750,689.98	1,061.126444	3.93%	3.17%	3.34%	3.76%	4.09%

Fecha	Patrimonio neto del Fondo	Valor Cuota	Rentabilidad				
			30 días	60 días	90 días	180 días	365 días
16-Jan-24	47,745,789.62	1,061.017547	3.94%	3.16%	3.34%	3.76%	4.10%
15-Jan-24	47,740,959.20	1,060.910204	3.95%	3.16%	3.25%	3.76%	4.10%
14-Jan-24	47,736,051.81	1,060.801151	3.96%	3.15%	3.26%	3.77%	4.10%
13-Jan-24	47,731,158.12	1,060.692403	3.97%	3.14%	3.27%	3.77%	4.10%
12-Jan-24	47,726,264.15	1,060.583648	3.98%	3.08%	3.27%	3.77%	4.10%
11-Jan-24	47,721,367.35	1,060.474830	3.99%	3.08%	3.28%	3.77%	4.11%
10-Jan-24	47,716,172.49	1,060.359389	3.99%	3.08%	3.28%	3.78%	4.11%
9-Jan-24	47,711,200.68	1,060.248904	4.00%	3.08%	3.29%	3.78%	4.11%
8-Jan-24	47,706,082.10	1,060.135158	4.00%	3.08%	3.29%	3.78%	4.11%
7-Jan-24	47,700,958.78	1,060.021306	3.99%	3.07%	3.30%	3.78%	4.11%
6-Jan-24	47,695,848.88	1,059.907753	3.99%	3.07%	3.30%	3.79%	4.11%
5-Jan-24	47,690,738.69	1,059.794193	3.99%	3.07%	3.31%	3.79%	4.12%
4-Jan-24	47,685,621.82	1,059.680485	3.99%	3.06%	3.31%	3.79%	4.12%
3-Jan-24	47,680,504.97	1,059.566777	3.99%	3.06%	3.32%	3.79%	4.12%
2-Jan-24	47,675,391.24	1,059.453139	3.98%	3.06%	3.32%	3.79%	4.10%
1-Jan-24	47,670,333.54	1,059.340745	3.99%	3.06%	3.33%	3.80%	4.08%
31-Dec-23	47,665,235.27	1,059.227450	2.75%	3.05%	3.33%	3.80%	4.07%
30-Dec-23	47,668,044.74	1,059.289883	3.03%	3.16%	3.41%	3.84%	4.02%
29-Dec-23	47,664,411.83	1,059.209152	3.04%	3.13%	3.43%	3.85%	4.02%
28-Dec-23	47,660,764.62	1,059.128103	3.05%	3.12%	3.42%	3.85%	4.02%
27-Dec-23	47,657,152.97	1,059.047844	3.06%	3.14%	3.43%	3.86%	4.02%
26-Dec-23	47,653,632.20	1,058.969604	3.07%	3.16%	3.45%	3.87%	4.02%
25-Dec-23	47,649,929.27	1,058.887317	3.08%	3.18%	3.47%	3.88%	4.02%
24-Dec-23	47,646,251.20	1,058.805582	3.09%	3.19%	3.48%	3.89%	4.02%
23-Dec-23	47,642,572.93	1,058.723843	3.10%	3.21%	3.50%	3.90%	4.02%
22-Dec-23	47,638,894.45	1,058.642099	3.11%	3.23%	3.52%	3.91%	4.02%
21-Dec-23	47,635,205.67	1,058.560126	3.12%	3.24%	3.53%	3.91%	4.02%
20-Dec-23	47,631,512.54	1,058.478056	3.13%	3.26%	3.55%	3.92%	4.02%
19-Dec-23	47,627,788.93	1,058.395310	3.14%	3.28%	3.56%	3.93%	4.02%
18-Dec-23	47,624,054.69	1,058.312326	3.16%	3.30%	3.58%	3.94%	4.02%
17-Dec-23	47,620,311.86	1,058.229152	3.17%	3.32%	3.60%	3.95%	4.02%
16-Dec-23	47,616,598.24	1,058.146628	3.19%	3.34%	3.61%	3.96%	4.02%
15-Dec-23	47,612,884.41	1,058.064098	3.21%	3.22%	3.63%	3.97%	4.02%
14-Dec-23	47,609,158.19	1,057.981293	3.23%	3.24%	3.64%	3.97%	4.02%
13-Dec-23	47,605,425.01	1,057.898334	3.26%	3.27%	3.66%	3.98%	4.02%
12-Dec-23	47,601,681.54	1,057.815145	3.28%	3.29%	3.68%	3.99%	4.02%
11-Dec-23	47,597,955.11	1,057.732336	3.32%	3.32%	3.69%	4.00%	4.02%
10-Dec-23	47,593,698.48	1,057.637744	3.32%	3.34%	3.69%	4.00%	4.01%
9-Dec-23	47,589,453.14	1,057.543403	3.32%	3.36%	3.76%	4.01%	4.01%
8-Dec-23	47,585,207.56	1,057.449057	3.32%	3.37%	3.77%	3.99%	4.01%
7-Dec-23	47,580,951.85	1,057.354486	3.32%	3.39%	3.78%	3.97%	4.01%
6-Dec-23	47,576,691.88	1,057.259820	3.32%	3.41%	3.79%	3.95%	4.01%
5-Dec-23	47,572,423.54	1,057.164968	3.32%	3.43%	3.80%	3.92%	4.01%
4-Dec-23	47,568,160.07	1,057.070224	3.32%	3.45%	3.81%	3.90%	4.01%
3-Dec-23	47,563,893.06	1,056.975401	3.32%	3.47%	3.82%	3.88%	4.01%
2-Dec-23	47,559,646.06	1,056.881024	3.32%	3.49%	3.83%	4.00%	4.00%
1-Dec-23	47,555,398.83	1,056.786641	3.32%	3.50%	3.84%	4.00%	4.00%
30-Nov-23	47,551,138.43	1,056.691965	3.33%	3.52%	3.85%	4.01%	4.00%
29-Nov-23	47,548,112.80	1,056.624729	3.36%	3.56%	3.87%	4.02%	4.00%
28-Nov-23	47,543,894.82	1,056.530996	3.36%	3.58%	3.88%	4.03%	4.00%
27-Nov-23	47,539,571.76	1,056.434928	3.36%	3.55%	3.89%	4.03%	4.00%

Fecha	Patrimonio neto del Fondo	Valor Cuota	Rentabilidad				
			30 días	60 días	90 días	180 días	365 días
26-Nov-23	47,535,258.42	1,056.339076	3.36%	3.57%	3.90%	4.04%	4.00%
25-Nov-23	47,530,975.62	1,056.243903	3.37%	3.58%	3.91%	4.05%	4.00%
24-Nov-23	47,526,692.58	1,056.148724	3.37%	3.60%	3.91%	4.05%	4.00%
23-Nov-23	47,522,409.30	1,056.053540	3.37%	3.62%	3.92%	4.06%	3.99%
22-Nov-23	47,518,108.99	1,055.957978	3.37%	3.63%	3.93%	4.06%	3.99%
21-Nov-23	47,513,802.81	1,055.862285	3.37%	3.65%	3.94%	4.07%	3.99%
20-Nov-23	43,857,791.65	1,055.796621	3.42%	3.68%	3.96%	4.08%	3.99%
19-Nov-23	43,853,672.51	1,055.697461	3.42%	3.70%	3.97%	4.09%	3.99%
18-Nov-23	43,849,637.26	1,055.600319	3.42%	3.71%	3.98%	4.09%	3.99%
17-Nov-23	43,845,601.79	1,055.503173	3.42%	3.73%	3.99%	4.10%	3.99%
16-Nov-23	43,841,540.73	1,055.405410	3.42%	3.74%	4.00%	4.10%	3.99%
15-Nov-23	43,837,474.75	1,055.307529	3.42%	3.76%	4.01%	4.11%	3.98%
14-Nov-23	36,880,704.44	1,055.302290	3.65%	3.83%	4.05%	4.13%	3.99%
13-Nov-23	36,876,893.47	1,055.193243	3.64%	3.84%	4.06%	4.14%	3.99%
12-Nov-23	36,873,078.38	1,055.084079	3.62%	3.84%	4.06%	4.14%	3.99%
11-Nov-23	36,869,290.62	1,054.975696	3.60%	3.85%	4.07%	4.14%	3.98%
10-Nov-23	36,865,502.65	1,054.867307	3.58%	3.86%	4.07%	4.15%	3.98%
9-Nov-23	36,861,691.05	1,054.758242	3.55%	3.85%	4.08%	4.15%	3.98%
8-Nov-23	36,857,878.47	1,054.649149	3.51%	3.95%	4.08%	4.15%	3.98%
7-Nov-23	36,854,028.19	1,054.538978	3.46%	3.95%	4.08%	4.15%	3.97%
6-Nov-23	36,850,468.50	1,054.437121	3.43%	3.97%	4.09%	4.16%	3.97%
5-Nov-23	36,846,679.33	1,054.328698	3.36%	3.97%	4.10%	4.16%	3.97%
4-Nov-23	36,842,890.10	1,054.220273	3.24%	3.98%	4.10%	4.17%	3.96%
3-Nov-23	36,839,100.66	1,054.111842	3.04%	3.98%	4.11%	4.17%	3.96%
2-Nov-23	36,835,284.17	1,054.002637	2.64%	3.99%	4.11%	4.17%	3.96%
1-Nov-23	36,831,491.74	1,053.894121	1.47%	4.00%	4.12%	4.18%	3.96%
31-Oct-23	28,327,543.82	1,053.852077	3.74%	4.04%	4.15%	4.19%	3.96%
30-Oct-23	28,325,884.52	1,053.790347	3.95%	4.08%	4.17%	4.21%	3.96%
29-Oct-23	28,322,937.62	1,053.680715	3.95%	4.08%	4.17%	4.21%	3.96%
28-Oct-23	28,319,970.83	1,053.570343	3.95%	4.08%	4.18%	4.21%	3.96%
27-Oct-23	28,317,003.88	1,053.459966	3.95%	4.08%	4.19%	4.21%	3.95%
26-Oct-23	28,314,027.58	1,053.349240	3.95%	4.09%	4.19%	4.22%	3.95%
25-Oct-23	28,311,051.22	1,053.238513	3.95%	4.09%	4.20%	4.22%	3.95%
24-Oct-23	28,308,091.92	1,053.128420	3.96%	4.10%	4.20%	4.22%	3.94%
23-Oct-23	28,305,222.28	1,053.021662	3.97%	4.11%	4.21%	4.23%	3.94%
22-Oct-23	27,854,958.84	1,052.918497	3.98%	4.12%	4.22%	4.23%	3.94%
21-Oct-23	27,851,840.55	1,052.800626	3.97%	4.12%	4.22%	4.23%	3.94%
20-Oct-23	27,848,722.09	1,052.682748	3.96%	4.12%	4.22%	4.24%	3.93%
19-Oct-23	27,845,603.20	1,052.564854	3.95%	4.12%	4.22%	4.24%	3.93%
18-Oct-23	27,842,464.27	1,052.446202	3.94%	4.12%	4.22%	4.24%	3.93%
17-Oct-23	15,788,532.68	1,052.568845	4.43%	4.26%	4.32%	4.29%	3.95%
16-Oct-23	15,786,669.57	1,052.444638	4.44%	4.26%	4.32%	4.29%	3.94%
15-Oct-23	15,784,792.56	1,052.319504	4.44%	4.26%	4.32%	4.29%	3.94%
14-Oct-23	15,782,919.63	1,052.194642	4.44%	4.25%	4.32%	4.29%	3.93%
13-Oct-23	15,781,046.59	1,052.069773	4.44%	4.25%	4.32%	4.29%	3.93%
12-Oct-23	15,779,169.78	1,051.944652	4.44%	4.25%	4.32%	4.29%	3.93%
11-Oct-23	15,777,320.73	1,051.821382	4.44%	4.24%	4.32%	4.29%	3.92%
10-Oct-23	15,775,469.13	1,051.697942	4.45%	4.24%	4.32%	4.29%	3.92%
9-Oct-23	15,773,589.54	1,051.572636	4.45%	4.24%	4.32%	4.29%	3.91%
8-Oct-23	15,771,709.36	1,051.447291	4.45%	4.24%	4.32%	4.29%	3.91%
7-Oct-23	15,769,830.49	1,051.322033	4.45%	4.23%	4.32%	4.29%	3.91%

Fecha	Patrimonio neto del Fondo	Valor Cuota	Rentabilidad				
			30 días	60 días	90 días	180 días	365 días
6-Oct-23	15,767,951.52	1,051.196768	4.45%	4.23%	4.32%	4.29%	3.90%
5-Oct-23	15,766,071.83	1,051.071455	4.45%	4.23%	4.32%	4.29%	3.90%
4-Oct-23	15,764,190.35	1,050.946023	4.46%	4.22%	4.32%	4.29%	3.89%
3-Oct-23	15,762,311.65	1,050.820777	4.46%	4.22%	4.32%	4.29%	3.89%
2-Oct-23	15,760,425.81	1,050.695054	4.46%	4.22%	4.32%	4.29%	3.89%
1-Oct-23	15,758,541.55	1,050.569437	4.45%	4.22%	4.32%	4.29%	3.88%
30-Sep-23	15,756,661.95	1,050.444130	4.35%	4.21%	4.31%	4.29%	3.88%
29-Sep-23	15,755,875.87	1,050.391725	4.44%	4.26%	4.34%	4.30%	3.88%
28-Sep-23	15,754,045.79	1,050.269719	4.44%	4.25%	4.34%	4.31%	3.88%
27-Sep-23	15,752,215.76	1,050.147717	4.44%	4.25%	4.34%	4.31%	3.87%
26-Sep-23	15,750,385.66	1,050.025711	4.45%	4.25%	4.35%	4.31%	3.87%
25-Sep-23	15,748,553.20	1,049.903547	4.45%	4.25%	4.35%	4.31%	3.86%
24-Sep-23	15,746,722.40	1,049.781493	4.46%	4.25%	4.35%	4.31%	3.86%
23-Sep-23	15,744,894.24	1,049.659616	4.46%	4.25%	4.35%	4.31%	3.86%
22-Sep-23	15,743,065.97	1,049.537731	4.47%	4.25%	4.35%	4.31%	3.86%
21-Sep-23	15,741,235.75	1,049.415717	4.48%	4.25%	4.35%	4.31%	3.86%
20-Sep-23	15,739,406.40	1,049.293760	4.48%	4.26%	4.35%	4.31%	3.85%
19-Sep-23	15,737,575.04	1,049.171669	4.49%	4.26%	4.35%	4.31%	3.85%
18-Sep-23	15,735,741.56	1,049.049437	4.50%	4.26%	4.35%	4.31%	3.85%
17-Sep-23	15,733,910.03	1,048.927335	4.51%	4.26%	4.35%	4.31%	3.85%
16-Sep-23	15,732,081.16	1,048.805411	4.52%	4.26%	4.35%	4.32%	3.85%
15-Sep-23	15,730,252.18	1,048.683479	4.53%	4.26%	4.35%	4.32%	3.84%
14-Sep-23	15,728,421.15	1,048.561410	4.54%	4.26%	4.35%	4.32%	3.84%
13-Sep-23	15,726,589.65	1,048.439310	4.56%	4.26%	4.35%	4.32%	3.84%
12-Sep-23	15,724,750.69	1,048.316713	4.58%	4.26%	4.36%	4.32%	3.84%
11-Sep-23	15,723,490.13	1,048.232675	4.72%	4.28%	4.37%	4.33%	3.84%
10-Sep-23	15,719,378.09	1,047.958539	4.21%	4.19%	4.26%	4.30%	3.82%
9-Sep-23	15,717,574.98	1,047.838332	4.20%	4.19%	4.20%	4.30%	3.81%
8-Sep-23	15,715,771.76	1,047.718117	4.19%	4.20%	4.15%	4.30%	3.81%
7-Sep-23	15,713,968.44	1,047.597896	4.18%	4.20%	4.09%	4.30%	3.80%
6-Sep-23	15,712,205.53	1,047.480369	4.18%	4.20%	4.04%	4.30%	3.80%
5-Sep-23	15,710,442.51	1,047.362834	4.18%	4.21%	3.99%	4.30%	3.80%
4-Sep-23	15,708,684.52	1,047.245635	4.18%	4.21%	4.21%	4.31%	3.80%
3-Sep-23	15,706,921.12	1,047.128075	4.18%	4.21%	4.21%	4.31%	3.79%
2-Sep-23	15,705,157.96	1,047.010531	4.18%	4.22%	4.22%	4.31%	3.79%
1-Sep-23	15,703,394.69	1,046.892979	4.18%	4.22%	4.22%	4.31%	3.79%
31-Aug-23	15,701,631.07	1,046.775405	4.00%	4.22%	4.22%	4.31%	3.79%
30-Aug-23	15,700,018.02	1,046.667868	4.02%	4.23%	4.23%	4.32%	3.78%
29-Aug-23	15,698,246.70	1,046.549780	4.01%	4.24%	4.23%	4.32%	3.78%
28-Aug-23	15,696,475.99	1,046.431733	4.02%	4.24%	4.23%	4.32%	3.78%
27-Aug-23	15,694,705.08	1,046.313672	4.02%	4.24%	4.24%	4.32%	3.78%
26-Aug-23	15,692,934.23	1,046.195615	4.03%	4.25%	4.24%	4.32%	3.77%
25-Aug-23	15,691,163.28	1,046.077552	4.04%	4.25%	4.24%	4.32%	3.77%
24-Aug-23	15,689,392.00	1,045.959467	4.04%	4.25%	4.24%	4.33%	3.77%
23-Aug-23	15,687,620.96	1,045.841397	4.05%	4.25%	4.25%	4.33%	3.77%
22-Aug-23	15,685,849.72	1,045.723315	4.05%	4.26%	4.25%	4.33%	3.76%
21-Aug-23	15,684,078.19	1,045.605213	4.06%	4.26%	4.25%	4.33%	3.76%
20-Aug-23	15,682,306.62	1,045.487108	4.06%	4.26%	4.25%	4.33%	3.76%
19-Aug-23	15,680,535.08	1,045.369005	4.07%	4.27%	4.26%	4.33%	3.75%
18-Aug-23	15,678,763.44	1,045.250896	4.07%	4.27%	4.26%	4.34%	3.75%
17-Aug-23	15,676,991.63	1,045.132775	4.08%	4.27%	4.26%	4.34%	3.75%

Fecha	Patrimonio neto del Fondo	Valor Cuota	Rentabilidad				
			30 días	60 días	90 días	180 días	365 días
16-Aug-23	15,675,219.61	1,045.014641	4.08%	4.28%	4.26%	4.34%	3.75%
15-Aug-23	15,673,447.68	1,044.896512	4.09%	4.28%	4.26%	4.34%	3.74%
14-Aug-23	15,671,675.64	1,044.778376	4.10%	4.28%	4.27%	4.34%	3.74%
13-Aug-23	15,669,910.76	1,044.660717	4.10%	4.29%	4.27%	4.34%	3.74%
12-Aug-23	15,668,108.73	1,044.540582	4.10%	4.29%	4.27%	4.35%	3.74%
11-Aug-23	15,666,306.60	1,044.420440	4.11%	4.29%	4.27%	4.35%	3.73%
10-Aug-23	15,664,504.26	1,044.300284	4.11%	4.21%	4.27%	4.35%	3.73%
9-Aug-23	15,662,701.62	1,044.180108	4.11%	4.13%	4.28%	4.35%	3.73%
8-Aug-23	15,660,899.06	1,044.059937	4.12%	4.05%	4.28%	4.35%	3.72%
7-Aug-23	15,659,151.53	1,043.943435	4.12%	3.97%	4.28%	4.35%	3.72%
6-Aug-23	15,657,348.79	1,043.823253	4.13%	3.89%	4.28%	4.35%	3.72%
5-Aug-23	15,655,546.06	1,043.703071	4.13%	3.80%	4.28%	4.35%	3.72%
4-Aug-23	15,653,743.23	1,043.582882	4.13%	4.14%	4.28%	4.36%	3.71%
3-Aug-23	15,651,940.28	1,043.462685	4.14%	4.14%	4.29%	4.36%	3.71%
2-Aug-23	15,650,121.86	1,043.341457	4.14%	4.14%	4.29%	4.36%	3.71%
1-Aug-23	15,648,302.90	1,043.220193	4.14%	4.15%	4.29%	4.36%	3.71%
31-Jul-23	15,646,623.58	1,043.108239	4.15%	4.15%	4.29%	4.36%	3.70%
30-Jul-23	11,472,846.11	1,042.986010	4.15%	4.15%	4.29%	4.36%	n.a.
29-Jul-23	11,471,501.28	1,042.863753	4.15%	4.16%	4.30%	4.36%	n.a.
28-Jul-23	11,470,156.37	1,042.741488	4.15%	4.16%	4.30%	4.36%	n.a.
27-Jul-23	11,468,811.37	1,042.619215	4.16%	4.16%	4.30%	4.37%	n.a.
26-Jul-23	11,467,466.24	1,042.496931	4.16%	4.16%	4.30%	4.37%	n.a.
25-Jul-23	11,466,120.97	1,042.374634	4.16%	4.16%	4.30%	4.37%	n.a.
24-Jul-23	11,464,775.59	1,042.252326	4.16%	4.16%	4.30%	4.37%	n.a.
23-Jul-23	11,463,430.21	1,042.130019	4.16%	4.16%	4.30%	4.37%	n.a.
22-Jul-23	11,462,084.85	1,042.007714	4.16%	4.16%	4.30%	4.37%	n.a.
21-Jul-23	11,460,739.42	1,041.885402	4.16%	4.16%	4.30%	4.37%	n.a.
20-Jul-23	11,459,393.89	1,041.763081	4.16%	4.16%	4.30%	4.37%	n.a.
19-Jul-23	11,458,048.09	1,041.640735	4.16%	4.16%	4.30%	4.37%	n.a.
18-Jul-23	11,456,702.30	1,041.518391	4.16%	4.16%	4.31%	4.37%	n.a.
17-Jul-23	11,455,356.43	1,041.396039	4.16%	4.16%	4.31%	4.37%	n.a.
16-Jul-23	11,454,010.41	1,041.273674	4.16%	4.16%	4.31%	4.37%	n.a.
15-Jul-23	11,452,664.52	1,041.151320	4.16%	4.16%	4.31%	4.38%	n.a.
14-Jul-23	11,451,318.56	1,041.028960	4.16%	4.16%	4.31%	4.38%	n.a.
13-Jul-23	11,449,972.50	1,040.906591	4.17%	4.17%	4.31%	4.38%	n.a.
12-Jul-23	11,448,626.37	1,040.784215	4.17%	4.17%	4.31%	4.38%	n.a.
11-Jul-23	11,447,280.16	1,040.661833	4.01%	4.17%	4.31%	4.38%	n.a.
10-Jul-23	11,445,933.82	1,040.539438	3.85%	4.17%	4.31%	4.38%	n.a.
9-Jul-23	11,444,587.32	1,040.417029	3.69%	4.17%	4.31%	4.38%	n.a.
8-Jul-23	11,443,240.91	1,040.294628	3.53%	4.17%	4.31%	4.38%	n.a.
7-Jul-23	11,441,894.41	1,040.172219	3.37%	4.17%	4.31%	4.38%	n.a.
6-Jul-23	11,440,547.80	1,040.049800	3.21%	4.17%	4.31%	4.38%	n.a.
5-Jul-23	11,439,201.21	1,039.927383	3.85%	4.17%	4.31%	4.38%	n.a.
4-Jul-23	11,437,854.34	1,039.804940	3.85%	4.17%	4.31%	4.39%	n.a.
3-Jul-23	11,436,507.25	1,039.682477	3.85%	4.17%	4.32%	4.39%	n.a.
2-Jul-23	11,435,160.01	1,039.560001	3.86%	4.17%	4.32%	4.39%	n.a.
1-Jul-23	11,433,813.06	1,039.437551	3.86%	4.17%	4.32%	4.39%	n.a.
30-Jun-23	11,432,466.04	1,039.315095	3.86%	4.17%	4.32%	4.35%	n.a.
29-Jun-23	11,431,118.45	1,039.192586	3.86%	4.18%	4.32%	4.31%	n.a.
28-Jun-23	11,429,771.28	1,039.070116	3.86%	4.18%	4.32%	4.27%	n.a.
27-Jun-23	11,428,423.99	1,038.947635	3.86%	4.18%	4.32%	4.14%	n.a.

Fecha	Patrimonio neto del Fondo	Valor Cuota	Rentabilidad				
			30 días	60 días	90 días	180 días	365 días
26-Jun-23	11,427,076.61	1,038.825146	3.86%	4.18%	4.32%	4.13%	n.a.
25-Jun-23	11,425,729.21	1,038.702655	3.86%	4.18%	4.32%	4.12%	n.a.
24-Jun-23	11,424,381.84	1,038.580167	3.86%	4.18%	4.32%	4.12%	n.a.
23-Jun-23	11,423,034.39	1,038.457672	3.86%	4.18%	4.32%	4.11%	n.a.
22-Jun-23	11,421,686.75	1,038.335159	3.86%	4.18%	4.33%	4.10%	n.a.
21-Jun-23	11,420,339.05	1,038.212641	3.86%	4.18%	4.33%	4.09%	n.a.
20-Jun-23	11,418,991.23	1,038.090112	3.86%	4.18%	4.33%	4.08%	n.a.
19-Jun-23	11,417,643.23	1,037.967566	3.86%	4.18%	4.33%	4.07%	n.a.
18-Jun-23	11,416,295.34	1,037.845031	3.86%	4.19%	4.33%	4.06%	n.a.
17-Jun-23	11,414,947.44	1,037.722495	3.86%	4.19%	4.33%	4.05%	n.a.
16-Jun-23	11,413,599.46	1,037.599951	3.86%	4.19%	4.33%	4.04%	n.a.
15-Jun-23	11,412,251.32	1,037.477393	3.86%	4.19%	4.33%	4.04%	n.a.
14-Jun-23	11,410,903.09	1,037.354826	3.87%	4.19%	4.33%	4.03%	n.a.
13-Jun-23	11,409,554.70	1,037.232245	3.87%	4.19%	4.33%	4.02%	n.a.
12-Jun-23	11,409,707.61	1,037.246146	4.03%	4.27%	4.39%	4.04%	n.a.
11-Jun-23	11,409,860.58	1,037.260053	4.19%	4.36%	4.45%	4.06%	n.a.
10-Jun-23	11,410,013.78	1,037.273980	4.35%	4.44%	4.50%	4.07%	n.a.
9-Jun-23	11,410,166.98	1,037.287907	4.51%	4.53%	4.56%	4.09%	n.a.
8-Jun-23	11,410,320.05	1,037.301823	4.67%	4.61%	4.62%	4.11%	n.a.
7-Jun-23	11,410,473.26	1,037.315751	4.83%	4.70%	4.67%	4.13%	n.a.
6-Jun-23	11,403,098.64	1,036.645331	4.19%	4.36%	4.45%	4.01%	n.a.
5-Jun-23	11,401,745.62	1,036.522329	4.19%	4.36%	4.45%	4.00%	n.a.
4-Jun-23	11,400,392.65	1,036.399332	4.19%	4.36%	4.45%	3.99%	n.a.
3-Jun-23	11,399,039.74	1,036.276340	4.19%	4.36%	4.45%	3.98%	n.a.
2-Jun-23	11,397,686.76	1,036.153342	4.19%	4.36%	4.45%	3.98%	n.a.
1-Jun-23	11,396,333.56	1,036.030324	4.19%	4.36%	4.45%	3.97%	n.a.
31-May-23	11,394,980.08	1,035.907280	4.19%	4.36%	4.46%	3.96%	n.a.
30-May-23	11,393,632.91	1,035.784810	4.19%	4.36%	4.46%	3.95%	n.a.
29-May-23	11,392,285.55	1,035.662323	4.19%	4.36%	4.46%	3.94%	n.a.
28-May-23	11,390,938.25	1,035.539841	4.19%	4.37%	4.46%	3.93%	n.a.
27-May-23	11,389,591.03	1,035.417366	4.20%	4.37%	4.46%	3.92%	n.a.
26-May-23	11,388,243.73	1,035.294885	4.20%	4.37%	4.46%	3.91%	n.a.
25-May-23	11,386,896.25	1,035.172386	4.20%	4.37%	4.46%	3.91%	n.a.
24-May-23	11,385,548.77	1,035.049888	4.20%	4.37%	4.46%	3.90%	n.a.
23-May-23	11,384,201.02	1,034.927365	4.20%	4.37%	4.46%	3.89%	n.a.
22-May-23	11,382,853.21	1,034.804837	4.20%	4.37%	4.46%	3.88%	n.a.
21-May-23	11,381,505.38	1,034.682307	4.20%	4.37%	4.46%	3.87%	n.a.
20-May-23	11,380,157.63	1,034.559785	4.21%	4.38%	4.47%	3.86%	n.a.
19-May-23	11,378,809.81	1,034.437255	4.21%	4.38%	4.47%	3.85%	n.a.
18-May-23	11,377,461.85	1,034.314714	4.21%	4.38%	4.47%	3.84%	n.a.
17-May-23	11,376,113.79	1,034.192163	4.21%	4.38%	4.47%	3.83%	n.a.
16-May-23	11,374,765.56	1,034.069596	4.21%	4.38%	4.47%	3.83%	n.a.
15-May-23	11,373,417.20	1,033.947018	4.21%	4.38%	4.47%	3.82%	n.a.
14-May-23	11,372,068.86	1,033.824442	4.21%	4.38%	4.47%	3.81%	n.a.
13-May-23	11,370,720.58	1,033.701871	4.21%	4.38%	4.47%	3.80%	n.a.
12-May-23	11,369,372.23	1,033.579294	4.22%	4.38%	4.47%	3.79%	n.a.
11-May-23	11,368,023.70	1,033.456700	4.22%	4.39%	4.48%	3.78%	n.a.
10-May-23	11,366,675.00	1,033.334091	4.22%	4.39%	4.48%	3.77%	n.a.
9-May-23	11,365,326.32	1,033.211484	4.22%	4.39%	4.48%	3.76%	n.a.
8-May-23	11,363,977.47	1,033.088861	4.22%	4.39%	4.48%	3.76%	n.a.
7-May-23	11,362,628.60	1,032.966236	4.21%	4.39%	4.48%	3.75%	n.a.

Fecha	Patrimonio neto del Fondo	Valor Cuota	Rentabilidad				
			30 días	60 días	90 días	180 días	365 días
6-May-23	11,361,279.80	1,032.843618	4.21%	4.39%	4.48%	3.74%	n.a.
5-May-23	11,359,930.91	1,032.720992	4.22%	4.39%	4.48%	3.73%	n.a.
4-May-23	11,358,581.87	1,032.598352	4.22%	4.39%	4.48%	3.72%	n.a.
3-May-23	11,357,226.52	1,032.475138	4.22%	4.39%	4.48%	3.71%	n.a.
2-May-23	11,355,870.94	1,032.351904	4.22%	4.39%	4.48%	3.70%	n.a.
1-May-23	11,354,515.28	1,032.228662	4.22%	4.40%	4.48%	3.69%	n.a.
30-Apr-23	11,353,159.80	1,032.105436	4.22%	4.40%	4.48%	3.68%	n.a.
29-Apr-23	11,351,804.15	1,031.982195	4.22%	4.40%	4.48%	3.67%	n.a.
28-Apr-23	11,350,448.52	1,031.858956	4.22%	4.40%	4.49%	3.67%	n.a.
27-Apr-23	11,349,092.66	1,031.735696	4.22%	4.40%	4.49%	3.66%	n.a.
26-Apr-23	11,347,736.73	1,031.612430	4.22%	4.40%	4.49%	3.65%	n.a.
25-Apr-23	11,346,380.80	1,031.489164	4.22%	4.40%	4.49%	3.64%	n.a.
24-Apr-23	11,345,024.76	1,031.365887	4.22%	4.40%	4.49%	3.63%	n.a.
23-Apr-23	11,343,668.59	1,031.242599	4.23%	4.40%	4.49%	3.62%	n.a.
22-Apr-23	11,342,312.51	1,031.119319	4.23%	4.40%	4.49%	3.61%	n.a.
21-Apr-23	11,340,956.35	1,030.996032	4.23%	4.40%	4.49%	3.60%	n.a.
20-Apr-23	11,339,600.01	1,030.872728	4.23%	4.40%	4.49%	3.59%	n.a.
19-Apr-23	11,338,243.57	1,030.749415	4.23%	4.40%	4.49%	3.58%	n.a.
18-Apr-23	11,336,892.19	1,030.626563	4.23%	4.40%	4.49%	3.57%	n.a.
17-Apr-23	11,335,535.74	1,030.503249	4.23%	4.41%	4.49%	3.57%	n.a.
16-Apr-23	11,334,179.04	1,030.379913	4.23%	4.41%	4.50%	3.56%	n.a.
15-Apr-23	11,332,822.43	1,030.256585	4.23%	4.41%	4.50%	3.55%	n.a.
14-Apr-23	11,331,465.74	1,030.133249	4.23%	4.41%	4.50%	3.54%	n.a.
13-Apr-23	11,330,108.90	1,030.009900	4.23%	4.41%	4.50%	3.53%	n.a.
12-Apr-23	11,328,751.81	1,029.886528	4.23%	4.41%	4.50%	3.52%	n.a.
11-Apr-23	11,327,394.57	1,029.763143	4.23%	4.41%	4.50%	3.52%	n.a.
10-Apr-23	11,326,035.84	1,029.639622	4.24%	4.41%	4.50%	3.51%	n.a.
9-Apr-23	11,324,678.57	1,029.516234	4.24%	4.41%	4.50%	3.50%	n.a.
8-Apr-23	11,323,321.26	1,029.401387	4.25%	4.41%	4.51%	3.49%	n.a.
7-Apr-23	11,322,058.05	1,029.278005	4.25%	4.42%	4.51%	3.48%	n.a.
6-Apr-23	11,320,700.76	1,029.154615	4.25%	4.42%	4.51%	3.47%	n.a.
5-Apr-23	11,319,343.13	1,029.031194	4.25%	4.42%	4.51%	3.47%	n.a.
4-Apr-23	11,317,985.42	1,028.907765	4.25%	4.42%	4.51%	3.46%	n.a.
3-Apr-23	11,316,632.38	1,028.784762	4.25%	4.42%	4.51%	3.45%	n.a.
2-Apr-23	11,315,273.59	1,028.661235	4.25%	4.42%	4.43%	3.44%	n.a.
1-Apr-23	11,313,915.92	1,028.537811	4.25%	4.42%	4.35%	3.43%	n.a.
31-Mar-23	11,312,558.18	1,028.414380	4.25%	4.42%	4.28%	3.42%	n.a.
30-Mar-23	11,311,200.21	1,028.290928	4.25%	4.42%	4.01%	3.42%	n.a.
29-Mar-23	11,309,841.94	1,028.167449	4.25%	4.42%	3.99%	3.41%	n.a.
28-Mar-23	11,308,483.65	1,028.043968	4.25%	4.42%	3.98%	3.40%	n.a.
27-Mar-23	11,307,125.01	1,027.920455	4.25%	4.42%	3.96%	3.39%	n.a.
26-Mar-23	11,305,766.66	1,027.796969	4.25%	4.42%	3.94%	3.38%	n.a.
25-Mar-23	11,304,408.56	1,027.673505	4.25%	4.43%	3.92%	3.37%	n.a.
24-Mar-23	11,303,050.39	1,027.550035	4.25%	4.43%	3.90%	3.36%	n.a.
23-Mar-23	11,301,692.00	1,027.426545	4.26%	4.43%	3.88%	3.36%	n.a.
22-Mar-23	11,300,333.64	1,027.303058	4.26%	4.43%	3.87%	3.35%	n.a.
21-Mar-23	11,298,975.04	1,027.179549	4.26%	4.43%	3.85%	3.34%	n.a.
20-Mar-23	11,297,615.85	1,027.055986	4.26%	4.43%	3.83%	3.34%	n.a.
19-Mar-23	11,296,256.82	1,026.932438	4.26%	4.43%	3.81%	3.33%	n.a.
18-Mar-23	11,294,898.19	1,026.808926	4.26%	4.43%	3.79%	3.33%	n.a.
17-Mar-23	11,293,539.48	1,026.685407	4.26%	4.43%	3.77%	3.32%	n.a.

Fecha	Patrimonio neto del Fondo	Valor Cuota	Rentabilidad				
			30 días	60 días	90 días	180 días	365 días
16-Mar-23	11,292,180.43	1,026.561857	4.26%	4.43%	3.75%	3.32%	n.a.
15-Mar-23	11,290,821.28	1,026.438298	4.26%	4.43%	3.73%	3.31%	n.a.
14-Mar-23	11,289,462.04	1,026.314731	4.26%	4.43%	3.72%	3.31%	n.a.
13-Mar-23	11,288,107.60	1,026.191600	4.26%	4.44%	3.70%	3.30%	n.a.
12-Mar-23	11,286,747.94	1,026.067995	4.26%	4.44%	3.68%	3.30%	n.a.
11-Mar-23	11,285,388.77	1,025.944434	4.27%	4.44%	3.66%	3.30%	n.a.
10-Mar-23	11,284,029.52	1,025.820865	4.27%	4.44%	3.64%	3.29%	n.a.
9-Mar-23	11,282,670.03	1,025.697275	4.26%	4.44%	3.62%	3.29%	n.a.
8-Mar-23	11,281,310.43	1,025.573675	4.26%	4.44%	3.60%	3.27%	n.a.
7-Mar-23	11,279,950.73	1,025.450066	4.26%	4.44%	3.59%	3.25%	n.a.
6-Mar-23	11,278,590.63	1,025.326421	4.26%	4.44%	3.57%	3.25%	n.a.
5-Mar-23	11,277,230.35	1,025.202759	4.26%	4.44%	3.55%	3.24%	n.a.
4-Mar-23	11,275,870.65	1,025.079150	4.26%	4.44%	3.53%	3.23%	n.a.
3-Mar-23	11,274,510.87	1,024.955534	4.27%	4.44%	3.51%	3.22%	n.a.
2-Mar-23	11,273,150.92	1,024.831902	4.27%	4.33%	3.49%	3.22%	n.a.
1-Mar-23	11,271,790.07	1,024.708188	4.27%	4.21%	3.47%	3.21%	n.a.
28-Feb-23	11,270,429.21	1,024.584474	4.27%	4.09%	3.46%	3.20%	n.a.
27-Feb-23	11,269,100.76	1,024.463705	4.27%	3.70%	3.44%	3.20%	n.a.
26-Feb-23	11,267,740.60	1,024.340055	4.27%	3.67%	3.42%	3.19%	n.a.
25-Feb-23	11,266,380.37	1,024.216397	4.27%	3.64%	3.40%	3.18%	n.a.
24-Feb-23	11,265,020.06	1,024.092733	4.27%	3.62%	3.39%	3.18%	n.a.
23-Feb-23	11,263,659.34	1,023.969031	4.27%	3.59%	3.37%	3.17%	n.a.
22-Feb-23	11,262,298.59	1,023.845326	4.28%	3.56%	3.35%	3.16%	n.a.
21-Feb-23	11,260,937.67	1,023.721606	4.28%	3.53%	3.33%	3.16%	n.a.
20-Feb-23	11,259,576.37	1,023.597852	4.28%	3.50%	3.31%	3.15%	n.a.
19-Feb-23	11,258,215.27	1,023.474115	4.28%	3.48%	3.29%	3.14%	n.a.
18-Feb-23	11,256,854.50	1,023.350409	4.28%	3.45%	3.27%	3.13%	n.a.
17-Feb-23	11,255,493.66	1,023.226696	4.28%	3.42%	3.26%	3.13%	n.a.
16-Feb-23	11,254,132.47	1,023.102952	4.28%	3.39%	3.24%	3.12%	n.a.
15-Feb-23	11,252,771.17	1,022.979197	4.28%	3.36%	3.22%	3.11%	n.a.
14-Feb-23	11,251,409.78	1,022.855435	4.28%	3.33%	3.20%	3.11%	n.a.
13-Feb-23	11,250,048.01	1,022.731637	4.28%	3.31%	3.18%	3.10%	n.a.
12-Feb-23	11,248,686.25	1,022.607841	4.28%	3.28%	3.16%	3.09%	n.a.
11-Feb-23	11,247,324.94	1,022.484085	4.28%	3.25%	3.14%	3.09%	n.a.
10-Feb-23	11,245,963.56	1,022.360324	4.29%	3.22%	3.12%	3.08%	n.a.
9-Feb-23	11,244,601.79	1,022.236526	4.29%	3.19%	3.11%	3.07%	n.a.
8-Feb-23	11,243,295.50	1,022.117773	4.29%	3.17%	3.09%	3.07%	n.a.
7-Feb-23	11,241,933.49	1,021.993954	4.29%	3.14%	3.07%	3.06%	n.a.
6-Feb-23	11,240,571.17	1,021.870106	4.29%	3.11%	3.05%	3.05%	n.a.
5-Feb-23	11,239,208.90	1,021.746264	4.30%	3.08%	3.03%	3.04%	n.a.
4-Feb-23	11,237,847.06	1,021.622460	4.30%	3.06%	3.01%	3.04%	n.a.
3-Feb-23	11,236,485.14	1,021.498649	4.30%	3.03%	2.99%	3.03%	n.a.
2-Feb-23	11,235,122.79	1,021.374799	4.30%	3.00%	2.98%	3.02%	n.a.
1-Feb-23	11,233,759.78	1,021.250889	4.30%	2.97%	2.96%	3.01%	n.a.
31-Jan-23	11,232,396.77	1,021.126979	4.07%	2.94%	2.94%	3.01%	n.a.
30-Jan-23	11,231,033.93	1,021.003085	3.85%	2.91%	2.92%	3.00%	n.a.
29-Jan-23	11,229,671.62	1,020.879238	3.62%	2.89%	2.90%	2.99%	n.a.
28-Jan-23	11,228,309.24	1,020.755385	2.86%	2.86%	2.88%	2.99%	n.a.
27-Jan-23	11,226,946.79	1,020.631526	2.80%	2.83%	2.86%	2.98%	n.a.
26-Jan-23	11,225,583.90	1,020.507627	2.75%	2.81%	2.84%	2.97%	n.a.
25-Jan-23	11,224,221.17	1,020.383743	2.69%	2.78%	2.82%	2.97%	n.a.

Fecha	Patrimonio neto del Fondo	Valor Cuota	Rentabilidad				
			30 días	60 días	90 días	180 días	365 días
24-Jan-23	11,222,858.16	1,020.259833	2.64%	2.75%	2.81%	2.97%	n.a.
23-Jan-23	11,221,493.18	1,020.135744	2.58%	2.72%	2.79%	2.96%	n.a.
22-Jan-23	11,220,129.08	1,020.011735	2.53%	2.69%	2.77%	2.96%	n.a.
21-Jan-23	11,218,766.18	1,019.887835	2.47%	2.67%	2.75%	2.96%	n.a.
20-Jan-23	11,217,403.20	1,019.763927	2.42%	2.64%	2.73%	2.96%	n.a.
19-Jan-23	11,216,039.58	1,019.639962	2.36%	2.61%	2.71%	2.95%	n.a.
18-Jan-23	11,214,675.81	1,019.515983	2.31%	2.58%	2.70%	2.95%	n.a.
17-Jan-23	11,213,311.88	1,019.391989	2.25%	2.55%	2.68%	2.95%	n.a.
16-Jan-23	11,211,947.54	1,019.267958	2.20%	2.52%	2.66%	2.94%	n.a.
15-Jan-23	11,210,583.23	1,019.143930	2.14%	2.50%	2.64%	2.94%	n.a.
14-Jan-23	11,209,219.78	1,019.019980	2.08%	2.47%	2.63%	2.94%	n.a.
13-Jan-23	11,207,856.26	1,018.896024	2.03%	2.44%	2.61%	2.93%	n.a.
12-Jan-23	11,206,492.02	1,018.772002	1.97%	2.41%	2.59%	2.92%	n.a.
11-Jan-23	11,205,127.45	1,018.647950	1.92%	2.38%	2.57%	2.92%	n.a.
10-Jan-23	11,203,762.03	1,018.523821	1.86%	2.36%	2.56%	2.91%	n.a.
9-Jan-23	11,202,396.24	1,018.399658	1.81%	2.33%	2.54%	2.91%	n.a.
8-Jan-23	11,201,032.34	1,018.275667	1.75%	2.30%	2.52%	2.91%	n.a.
7-Jan-23	11,199,668.36	1,018.151669	1.69%	2.27%	2.50%	2.90%	n.a.
6-Jan-23	11,198,304.31	1,018.027665	1.64%	2.24%	2.48%	2.90%	n.a.
5-Jan-23	11,196,939.91	1,017.903628	1.58%	2.21%	2.47%	2.90%	n.a.
4-Jan-23	11,195,574.29	1,017.779481	1.53%	2.18%	2.45%	2.90%	n.a.
3-Jan-23	11,194,207.55	1,017.655232	1.47%	2.16%	2.43%	2.89%	n.a.
2-Jan-23	11,194,922.39	1,017.720217	1.64%	2.24%	2.49%	2.93%	n.a.
1-Jan-23	11,195,639.00	1,017.785364	1.81%	2.33%	2.55%	2.96%	n.a.
31-Dec-22	11,196,355.65	1,017.850514	1.99%	2.39%	2.55%	-0.10%	20800.00%
30-Dec-22	11,201,979.72	1,018.361793	2.69%	2.75%	2.79%	0.02%	20700.00%
29-Dec-22	11,201,128.35	1,018.284395	2.69%	2.75%	2.79%	0.02%	20600.00%
28-Dec-22	11,200,277.03	1,018.207003	2.70%	2.75%	2.80%	0.02%	20500.00%
27-Dec-22	11,199,414.18	1,018.128562	2.70%	2.75%	2.80%	0.02%	20400.00%
26-Dec-22	11,198,562.29	1,018.051117	2.70%	2.75%	2.80%	0.02%	20300.00%
25-Dec-22	11,197,711.22	1,017.973747	2.70%	2.75%	2.80%	0.02%	20200.00%
24-Dec-22	11,196,860.64	1,017.896422	2.70%	2.75%	2.80%	0.02%	20100.00%
23-Dec-22	11,196,010.01	1,017.819092	2.70%	2.74%	2.80%	0.02%	20000.00%
22-Dec-22	11,195,159.42	1,017.741765	2.70%	2.75%	2.81%	0.02%	19900.00%
21-Dec-22	11,194,307.74	1,017.664340	2.70%	2.75%	2.82%	0.02%	19800.00%
20-Dec-22	11,193,456.79	1,017.586981	2.70%	2.75%	2.82%	0.02%	19700.00%
19-Dec-22	11,192,605.18	1,017.509562	2.70%	2.75%	2.83%	0.02%	19600.00%
18-Dec-22	11,191,753.57	1,017.432143	2.70%	2.75%	2.84%	0.02%	19500.00%
17-Dec-22	11,190,902.65	1,017.354786	2.70%	2.75%	2.85%	0.02%	19400.00%
16-Dec-22	11,190,051.68	1,017.277425	2.70%	2.76%	2.86%	0.02%	19300.00%
15-Dec-22	11,189,198.39	1,017.199854	2.70%	2.76%	2.86%	0.02%	19200.00%
14-Dec-22	11,188,346.69	1,017.122426	2.70%	2.76%	2.87%	0.02%	19100.00%
13-Dec-22	11,187,495.14	1,017.045013	2.71%	2.76%	2.88%	0.02%	19000.00%
12-Dec-22	11,186,642.85	1,016.967532	2.71%	2.76%	2.89%	0.02%	18900.00%
11-Dec-22	11,185,791.30	1,016.890118	2.71%	2.77%	2.90%	0.02%	18800.00%
10-Dec-22	11,184,940.05	1,016.812732	2.71%	2.77%	2.91%	0.02%	18700.00%
9-Dec-22	11,184,088.76	1,016.735342	2.71%	2.77%	2.92%	0.02%	18600.00%
8-Dec-22	11,183,237.27	1,016.657934	2.71%	2.77%	2.90%	0.02%	18500.00%
7-Dec-22	11,182,385.99	1,016.580545	2.70%	2.77%	2.89%	0.02%	18400.00%
6-Dec-22	11,181,527.68	1,016.502516	2.70%	2.78%	2.89%	0.02%	18300.00%
5-Dec-22	11,180,672.08	1,016.424735	2.70%	2.78%	2.90%	0.02%	18200.00%

Fecha	Patrimonio neto del Fondo	Valor Cuota	Rentabilidad				
			30 días	60 días	90 días	180 días	365 días
4-Dec-22	11,179,818.40	1,016.347127	2.70%	2.78%	2.90%	0.02%	18100.00%
3-Dec-22	11,178,966.82	1,016.269711	2.70%	2.78%	2.91%	0.00%	18000.00%
2-Dec-22	11,178,115.19	1,016.192290	2.71%	2.78%	2.91%	0.00%	17900.00%
1-Dec-22	11,177,266.83	1,016.115166	2.71%	2.79%	2.92%	0.00%	17800.00%
30-Nov-22	11,176,413.17	1,016.037561	2.71%	2.79%	2.92%	0.00%	17700.00%
29-Nov-22	11,175,480.99	1,015.952817	2.70%	2.79%	2.92%	0.00%	17600.00%
28-Nov-22	11,174,626.76	1,015.875160	2.70%	2.79%	2.93%	0.00%	17500.00%
27-Nov-22	11,173,773.01	1,015.797546	2.70%	2.79%	2.93%	0.00%	17400.00%
26-Nov-22	11,172,921.09	1,015.720099	2.69%	2.79%	2.94%	0.00%	17300.00%
25-Nov-22	11,172,069.13	1,015.642648	2.69%	2.79%	2.94%	0.00%	17200.00%
24-Nov-22	11,171,217.25	1,015.565205	2.69%	2.80%	2.95%	0.00%	17100.00%
23-Nov-22	11,170,363.88	1,015.487625	2.69%	2.80%	2.95%	0.00%	17000.00%
22-Nov-22	11,169,509.46	1,015.409951	2.69%	2.81%	2.95%	0.00%	16900.00%
21-Nov-22	11,168,654.89	1,015.332263	2.69%	2.82%	2.96%	0.00%	16800.00%
20-Nov-22	11,167,797.76	1,015.254342	2.70%	2.83%	2.96%	0.00%	16700.00%
19-Nov-22	11,166,945.51	1,015.176865	2.70%	2.84%	2.97%	0.00%	16600.00%
18-Nov-22	11,166,093.21	1,015.099383	2.70%	2.85%	2.97%	0.00%	16500.00%
17-Nov-22	11,165,238.63	1,015.021694	2.71%	2.87%	2.98%	0.00%	16400.00%
16-Nov-22	11,164,384.32	1,014.944029	2.71%	2.88%	2.98%	0.00%	16300.00%
15-Nov-22	11,163,529.84	1,014.866349	2.71%	2.89%	2.98%	0.00%	16200.00%
14-Nov-22	11,162,671.37	1,014.788306	2.72%	2.90%	2.99%	0.00%	16100.00%
13-Nov-22	11,161,813.69	1,014.710335	2.72%	2.92%	2.99%	0.00%	16000.00%
12-Nov-22	11,160,961.10	1,014.632827	2.72%	2.93%	3.00%	0.00%	15900.00%
11-Nov-22	11,160,108.46	1,014.555315	2.73%	2.94%	3.00%	0.00%	15800.00%
10-Nov-22	11,159,246.11	1,014.476919	2.73%	2.96%	3.01%	0.00%	15700.00%
9-Nov-22	11,158,392.67	1,014.399334	2.73%	2.97%	3.01%	0.00%	15600.00%
8-Nov-22	11,157,539.14	1,014.326740	2.74%	2.95%	3.02%	0.00%	15500.00%
7-Nov-22	11,156,686.40	1,014.248764	2.75%	2.93%	3.02%	0.00%	15400.00%
6-Nov-22	11,155,833.68	1,014.170789	2.75%	2.93%	3.02%	0.00%	15300.00%
5-Nov-22	11,155,025.76	1,014.093251	2.75%	2.94%	3.03%	0.00%	15200.00%
4-Nov-22	11,154,172.80	1,014.015709	2.76%	2.95%	3.03%	0.00%	15100.00%
3-Nov-22	11,153,309.92	1,013.937265	2.76%	2.95%	3.04%	0.00%	15000.00%
2-Nov-22	11,152,453.22	1,013.859384	2.76%	2.96%	3.04%	0.00%	14900.00%
1-Nov-22	11,151,594.08	1,013.781280	2.77%	2.97%	3.05%	0.00%	14800.00%
31-Oct-22	11,150,733.69	1,013.703063	2.77%	2.97%	3.05%	0.00%	14700.00%
30-Oct-22	11,149,897.14	1,013.627013	2.78%	2.98%	3.06%	0.00%	14600.00%
29-Oct-22	11,149,064.67	1,013.551334	2.78%	2.99%	3.07%	0.00%	14500.00%
28-Oct-22	11,148,232.15	1,013.475650	2.79%	3.00%	3.07%	0.00%	14400.00%
27-Oct-22	11,147,395.36	1,013.399578	2.79%	3.01%	3.08%	0.00%	14300.00%
26-Oct-22	11,146,549.35	1,013.322668	2.80%	3.01%	3.09%	0.00%	14200.00%
25-Oct-22	11,145,722.15	1,013.247468	2.80%	3.02%	3.11%	0.00%	14100.00%
24-Oct-22	11,144,850.12	1,013.168193	2.80%	3.02%	3.12%	0.00%	14000.00%
23-Oct-22	11,143,986.12	1,013.089647	2.82%	3.03%	3.13%	0.00%	13900.00%
22-Oct-22	11,143,105.08	1,013.009553	2.84%	3.04%	3.14%	0.00%	13800.00%
21-Oct-22	11,142,223.99	1,012.929454	2.86%	3.04%	3.15%	0.00%	13700.00%
20-Oct-22	11,141,339.43	1,012.849039	2.88%	3.05%	3.17%	0.00%	13600.00%
19-Oct-22	11,140,457.57	1,012.768870	2.90%	3.05%	3.18%	0.00%	13500.00%
18-Oct-22	11,139,572.67	1,012.688425	2.92%	3.06%	3.19%	0.00%	13400.00%
17-Oct-22	11,138,680.69	1,012.607335	2.94%	3.06%	3.20%	0.00%	13300.00%
16-Oct-22	11,137,790.15	1,012.526377	2.96%	3.06%	3.21%	0.00%	13200.00%
15-Oct-22	11,136,908.76	1,012.446251	2.99%	3.07%	3.22%	0.00%	13100.00%

Fecha	Patrimonio neto del Fondo	Valor Cuota	Rentabilidad				
			30 días	60 días	90 días	180 días	365 días
14-Oct-22	11,136,027.32	1,012.366120	3.01%	3.07%	3.21%	0.00%	13000.00%
13-Oct-22	11,135,143.52	1,012.285775	3.03%	3.08%	3.22%	0.00%	12900.00%
12-Oct-22	11,134,268.70	1,012.206245	3.05%	3.08%	3.23%	0.00%	12800.00%
11-Oct-22	11,133,383.87	1,012.125806	3.08%	3.09%	3.24%	0.00%	12700.00%
10-Oct-22	11,132,493.02	1,012.044820	3.10%	3.09%	3.25%	0.00%	12600.00%
9-Oct-22	11,131,616.39	1,011.965126	3.06%	3.10%	3.27%	0.00%	12500.00%
8-Oct-22	11,130,734.65	1,011.884968	3.02%	3.10%	3.28%	0.00%	12400.00%
7-Oct-22	11,129,852.86	1,011.804805	3.02%	3.11%	3.29%	0.00%	12300.00%
6-Oct-22	11,128,972.31	1,011.724755	3.03%	3.11%	3.30%	0.00%	12200.00%
5-Oct-22	11,128,087.21	1,011.644292	3.03%	3.12%	3.31%	0.00%	12100.00%
4-Oct-22	11,127,200.05	1,011.563641	3.05%	3.12%	3.32%	0.00%	12000.00%
3-Oct-22	11,126,295.41	1,011.481401	3.05%	3.12%	3.33%	0.00%	11900.00%
2-Oct-22	11,125,372.44	1,011.397495	3.06%	3.13%	3.35%	0.00%	11800.00%
1-Oct-22	11,124,490.36	1,011.317305	3.07%	3.13%	3.36%	0.00%	11700.00%
30-Sep-22	11,123,608.23	1,011.237112	3.08%	3.14%	3.37%	0.00%	11600.00%
29-Sep-22	11,122,703.78	1,011.154889	3.09%	3.15%	3.38%	0.00%	11500.00%
28-Sep-22	11,121,862.49	1,011.078408	3.10%	3.16%	3.39%	0.00%	11400.00%
27-Sep-22	11,120,993.68	1,010.999425	3.11%	3.17%	3.41%	0.00%	11300.00%
26-Sep-22	11,120,125.55	1,010.920505	3.13%	3.19%	3.42%	0.00%	11200.00%
25-Sep-22	11,119,236.27	1,010.839661	3.13%	3.20%	3.43%	0.00%	11100.00%
24-Sep-22	11,118,187.21	1,010.744292	3.12%	3.21%	3.44%	0.00%	11000.00%
23-Sep-22	11,117,138.09	1,010.648917	3.12%	3.22%	3.45%	0.00%	10900.00%
22-Sep-22	11,116,085.50	1,010.553227	3.11%	3.23%	3.45%	0.00%	10800.00%
21-Sep-22	11,115,033.59	1,010.457599	3.10%	3.24%	3.46%	0.00%	10700.00%
20-Sep-22	11,113,970.54	1,010.360958	3.09%	3.24%	3.47%	0.00%	10600.00%
19-Sep-22	11,112,891.87	1,010.262897	3.08%	3.25%	3.47%	0.00%	10500.00%
18-Sep-22	11,111,796.35	1,010.163305	3.06%	3.25%	3.48%	0.00%	10400.00%
17-Sep-22	11,110,717.46	1,010.065224	3.05%	3.26%	3.49%	0.00%	10300.00%
16-Sep-22	11,109,638.51	1,009.967137	3.04%	3.27%	3.49%	0.00%	10200.00%
15-Sep-22	11,108,559.26	1,009.869024	3.02%	3.27%	3.50%	0.00%	10100.00%
14-Sep-22	11,107,477.28	1,009.770662	3.01%	3.24%	3.50%	0.00%	10000.00%
13-Sep-22	11,106,393.32	1,009.672120	3.00%	3.25%	3.51%	0.00%	9900.00%
12-Sep-22	11,105,298.14	1,009.572558	2.99%	3.25%	3.51%	0.00%	9800.00%
11-Sep-22	11,104,228.33	1,009.475303	2.98%	3.26%	3.52%	0.00%	9700.00%
10-Sep-22	11,103,720.18	1,009.429107	3.03%	3.30%	3.55%	0.00%	9600.00%
9-Sep-22	11,103,212.01	1,009.382910	3.08%	3.33%	3.58%	0.00%	9500.00%
8-Sep-22	8,074,416.40	1,009.302050	3.08%	3.35%	3.59%	0.00%	9400.00%
7-Sep-22	8,073,718.35	1,009.214794	3.08%	3.37%	3.60%	0.00%	9300.00%
6-Sep-22	8,073,016.66	1,009.127083	3.08%	3.38%	3.61%	0.00%	9200.00%
5-Sep-22	8,072,304.28	1,009.038035	3.08%	3.39%	3.62%	0.00%	9100.00%
4-Sep-22	8,071,596.07	1,008.949509	3.08%	3.40%	3.63%	0.00%	9000.00%
3-Sep-22	8,070,897.75	1,008.862219	3.08%	3.41%	0.00%	0.00%	8900.00%
2-Sep-22	8,070,199.39	1,008.774924	3.08%	3.43%	0.00%	0.00%	8800.00%
1-Sep-22	8,069,468.99	1,008.683624	3.08%	3.44%	0.00%	0.00%	8700.00%
31-Aug-22	8,068,759.72	1,008.594965	3.08%	3.45%	0.00%	0.00%	8600.00%
30-Aug-22	8,068,051.21	1,008.506401	3.09%	3.46%	0.00%	0.00%	8500.00%
29-Aug-22	8,067,342.65	1,008.417831	3.09%	3.48%	0.00%	0.00%	8400.00%
28-Aug-22	8,066,639.01	1,008.329876	3.11%	3.49%	0.00%	0.00%	8300.00%
27-Aug-22	8,065,940.42	1,008.242553	3.14%	3.51%	0.00%	0.00%	8200.00%
26-Aug-22	8,065,241.78	1,008.155223	3.16%	3.52%	0.00%	0.00%	8100.00%
25-Aug-22	8,064,540.28	1,008.067535	3.18%	3.54%	0.00%	0.00%	8000.00%

Fecha	Patrimonio neto del Fondo	Valor Cuota	Rentabilidad				
			30 días	60 días	90 días	180 días	365 días
24-Aug-22	8,063,837.73	1,007.979716	3.21%	3.55%	0.00%	0.00%	7900.00%
23-Aug-22	8,063,136.36	1,007.892045	3.24%	3.57%	0.00%	0.00%	7800.00%
22-Aug-22	8,062,427.93	1,007.803491	3.26%	3.58%	0.00%	0.00%	7700.00%
21-Aug-22	8,061,722.10	1,007.715263	3.28%	3.59%	0.00%	0.00%	7600.00%
20-Aug-22	8,061,023.24	1,007.627905	3.31%	3.61%	0.00%	0.00%	7500.00%
19-Aug-22	8,060,324.34	1,007.540543	3.33%	3.63%	0.00%	0.00%	7400.00%
18-Aug-22	8,059,621.81	1,007.452726	3.36%	3.64%	0.00%	0.00%	7300.00%
17-Aug-22	8,058,915.34	1,007.364418	3.38%	3.66%	0.00%	0.00%	7200.00%
16-Aug-22	8,058,206.22	1,007.275778	3.40%	3.67%	0.00%	0.00%	7100.00%
15-Aug-22	8,057,507.16	1,007.188395	3.36%	3.69%	0.00%	0.00%	7000.00%
14-Aug-22	8,056,801.38	1,007.100173	3.38%	3.70%	0.00%	0.00%	6900.00%
13-Aug-22	8,056,102.24	1,007.012780	3.40%	3.72%	0.00%	0.00%	6800.00%
12-Aug-22	8,055,403.06	1,006.925383	3.43%	3.73%	0.00%	0.00%	6700.00%
11-Aug-22	8,054,702.90	1,006.837863	3.45%	3.75%	0.00%	0.00%	6600.00%
10-Aug-22	8,054,006.92	1,006.750000	3.48%	3.77%	0.00%	0.00%	6500.00%
9-Aug-22	8,053,306.15	1,006.66	3.51%	3.78%	0.00%	0.00%	6400.00%
8-Aug-22	8,052,608.66	1,006.58	3.54%	3.80%	0.00%	0.00%	6300.00%
7-Aug-22	8,051,903.68	1,006.49	3.56%	3.81%	0.00%	0.00%	6200.00%
6-Aug-22	8,051,204.27	1,006.40	3.58%	3.83%	0.00%	0.00%	6100.00%
5-Aug-22	8,050,504.82	1,006.31	3.61%	3.84%	0.00%	0.00%	6000.00%
4-Aug-22	8,049,799.19	1,006.22	3.63%	0.00%	0.00%	0.00%	5900.00%
3-Aug-22	8,049,093.41	1,006.14	3.65%	0.00%	0.00%	0.00%	5800.00%
2-Aug-22	8,048,365.70	1,006.05	3.68%	0.00%	0.00%	0.00%	5700.00%
1-Aug-22	8,047,589.40	1,005.95	3.69%	0.00%	0.00%	0.00%	5600.00%
44773	8046881.58	1005.860198	0.037172893	0	0	0	55
44772	8046042.13	1005.755266	0.037199909	0	0	0	54